

Mayor's Office of Equal Opportunity

City Resident Utilization Report

Utilization in Contracts Subject to Chapter 188 C.O.

Data recorded from active construction contracts on August 8, 2018.

UTILIZATION HOURS BY DEPARTMENT

DEPARTMENT	OVERALL	RESIDENT	LOW INCOME
Capital Projects	399,977	97,444	18,998
Public Works	59,506	13,793	1,641
Community Development	354,295	72,238	7,969
Economic Development	2,010,823	366,659	27,916
Port Control	6,537	882	225
Water	184,210	49,964	5,730
WPC	69,215	13,200	1,656
CPP	13,938	2,931	341
TOTAL HOURS:	3,098,501	617,110	64,474

	RESIDENT	LOW INCOME
AVERAGE % UTILIZATION OVERALL	20%	10%
Jun-18	20%	11%
Apr-18	20%	11%
Feb-18	20%	11%

PERCENT UTILIZATION OVERALL BY DEPARTMENT

1. BASED UPON ACTUAL HOURS WORKED

DEPARTMENT	RESIDENT UTILIZATION	LOW INCOME UTILIZATION
Capital Projects	24%	19%
Public Works	23%	12%
Community Development	20%	11%
Economic Development	18%	8%
Port Control	13%	25%
Water	27%	11%
WPC	19%	13%
CPP	21%	12%

DEPARTMENT PERFORMANCE

1. NUMBER OF ACTIVE CONTRACTS THAT MET/EXCEEDED REQUIREMENTS

DEPARTMENT	TOTAL # ACTIVE CONTRACTS	RESIDENT REQUIREMENTS		LOW INCOME REQUIREMENTS	
		# CONTRACTS MET/EXCEEDED	% EXCEEDED	# CONTRACTS MET/EXCEEDED	% EXCEEDED
Capital Projects	46	32	70%	27	59%
Public Works	12	8	67%	1	8%
Community Development	14	11	79%	4	29%
Economic Development	39	17	44%	24	62%
Port Control	3	1	33%	2	67%
Water	28	16	57%	14	50%
WPC	14	6	43%	3	21%
CPP	3	1	33%	1	33%
TOTAL	159	92		76	

	RESIDENT	LOW INCOME
AVG. # CONTRACTS MET / EXCEEDED	58%	48%

Mayor's Office of Equal Opportunity

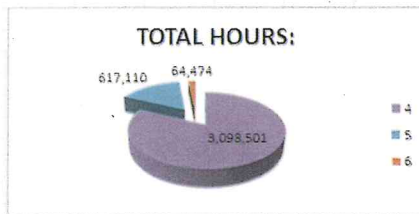
City Resident Utilization Report

Utilization in Contracts Subject to Chapter 188 C.O.

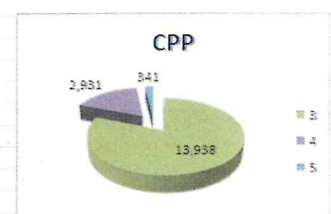
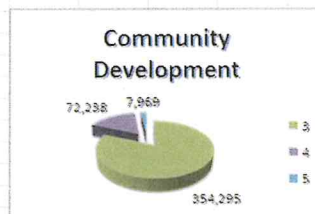
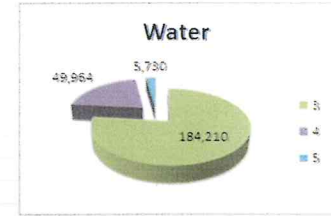
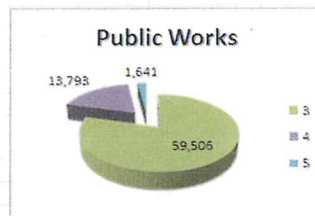
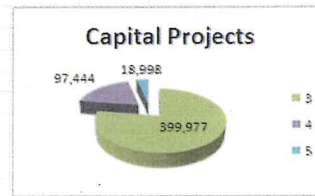
Data recorded from active construction contracts on August 8, 2018.

UTILIZATION HOURS BY DEPARTMENT

DEPARTMENT	OVERALL	RESIDENT	LOW INCOME
Capital Projects	399,977	97,444	18,998
Public Works	59,506	13,793	1,641
Community Development	354,295	72,238	7,969
Economic Development	2,010,823	366,659	27,916
Port Control	6,537	882	225
Water	184,210	49,964	5,730
WPC	69,215	13,200	1,656
CPP	13,938	2,931	341
TOTAL HOURS:	3,098,501	617,110	64,474



■ Total Hours
■ Resident Hours
■ Low Income Hours



■ Total Hours
■ Resident Hours
■ Low Income Hours