



Comprehensive Extracurricular Activities Program

Academic Year 2018-2019

Program Evaluation Report

June, 2020

TABLE OF CONTENTS

INTRODUCTION

<u>Types of Activities</u>	3
<u>Monitoring of Participation and Eligibility</u>	4
<u>Academic Achievement of CEAP Participants</u>	4
<u>School Attendance for CEAP Participants</u>	5

OVERALL STUDENT PARTICIPATION

<u>District Level</u>	6
<u>Trend</u>	6

ELEMENTARY (K-5) CEAP

<u>Five Domains</u>	7
<u>K-5 School Engagement</u>	8
<u>K-5 Student Participation</u>	9

MIDDLE SCHOOL (6-8) CEAP

<u>Sports Seasons</u>	11
<u>6-8 School Engagement</u>	12
<u>6-8 Student Participation</u>	13

HIGH SCHOOL (9-12) CEAP

<u>Sports Seasons</u>	15
<u>9-12 School Engagement</u>	16
<u>9-12 Student Participation</u>	17

<u>ARTS EDUCATION</u>	18
-----------------------------	----

<u>RECOMMENDATIONS</u>	19
------------------------------	----

INTRODUCTION

Within the Cleveland Municipal School District during the 2018-1019 academic year, a total of 34,669 enrolled students were eligible for the Comprehensive Extracurricular Activities Program in grades K through 12. Of these students, 42% participated in CEAP across all grade levels, a total of 14,549 students.

In order to fulfill their commitment to the program, CEAP funded schools were responsible for communicating activities and student participation through electronic databases and regular documentation.

Types of Activities

The types of activities funded within CEAP guidelines differ for K – 5th, 6th – 8th, and 9th – 12th grade levels.

- In the Kindergarten through 5th grade levels, the program is designed to offer non-traditional extracurricular activities with the goal of connecting to the daily curriculum through strong collaborations with cultural institutions. Non-traditional Extracurricular Activities funds were used for field trips or in school presentations for grades Kindergarten through 5th grade in five domains of 1) Related Science including health and physical activity, 2) Performing Arts-Music and Dance, 3) Performing Arts- Theater and Media Arts, 4) Communications and Social Studies, and 5) Visual Arts.
- In the 6th through 12th grade levels, a combination of Extracurricular Activities and Interscholastic Athletics were funded for the CEAP.

The Extracurricular Activities program is designed to provide a holistic offering of activities that help to expand and explore the student's varied areas of interest. For the 2018-2019 academic year, these activities included Cheerleading, Hi-Stepping, Chess, Military Drill, High School Weightlifting, and Intramurals.

Interscholastic Athletic programming was determined for 7th and 8th grade levels based on a number of factors including facilities, coaching personnel, and ancillary costs. The program staff provides competition experiences that expand the student's physical and mental capability in the school's programs. For the 2018-2019 academic year, possible Interscholastic Athletic programs included Volleyball, Soccer, Girls Basketball, Boys Basketball, Girls Track, and Boys Track.



High School Athletic Directors for grade levels 9th through 12th have the responsibility to develop the athlete's knowledge and skills in each sport as they instruct the student in the fundamental techniques and physical training necessary to succeed. The Interscholastic Athletic programming offered at the high school level in the 2018-2019 academic year included Cross Country, Football, Volleyball, Soccer, Golf, Boys Basketball, Girls Basketball, Bowling, Wrestling, Swimming, Tennis, Boys/Girls Track, Baseball, and Softball.

- In addition to the activities listed above, the Comprehensive Extracurricular Activities Program supports visual and performing arts education for instruction and experiences that benefit both CMSD students and the Greater Cleveland community. The support provides for in-school and after-school programs, instruction, performances, events and exhibitions.

Monitoring of Participation and Eligibility

During the 2018-2019 academic year, District Administration implemented improvements to communication and monitoring of school participation in the Comprehensive Extracurricular Activities Program in order to keep schools on task to fulfill their commitment to the program. Central Office Staff, nominated CEAP school representatives, and principals were trained to update electronic submissions of student participation at regular intervals. The Athletic Department has been working to improve quality assurance through the IT department through a review of data for future reporting. The staff have been given more detailed instruction regarding eligible categories that may be reported as non-traditional extracurricular activities in the 5 domains. In addition, new eligibility review protocols were implemented for the Interscholastic Athletic Program in order to confirm eligibility for each student athlete. Students must maintain a 2.0 grade point average and have no "F's" on their report card in order to participate.

Due to improvements in monitoring of CEAP funded activities and better communication regarding restrictions of this funding and eligibility to participate, student participation rates may not be comparable from previous academic years. Comparison data for prior academic years have been limited to the 2015-2016 and 2017-2018 years.

Academic Achievement of CEAP Participants

The benefits of participating in CEAP extend beyond the physical fitness and health benefits well known to be benefits for athletic programs and activities. Students actively engaged in this programming in CMSD schools have also been historically found to be more likely to have increased academic achievement and attendance.

The average grade point average (GPA) for CEAP participating students and non-CEAP participating students was collected for 6th through 12th grade students in K-8 and high school buildings in the 2018-2019 academic year. The average GPA for CEAP participating students in

6-8th grade was 2.56 compared to 2.52 for non-CEAP participating students, a difference on average of +.04. The average GPA for CEAP participating students in 9th – 12th grade was 2.24 compared to 2.1 for non-CEAP participating students, a difference on average of +.14. Students participating in CEAP activities have a higher GPA on average than non-CEAP participating students.

School Attendance for CEAP Participants

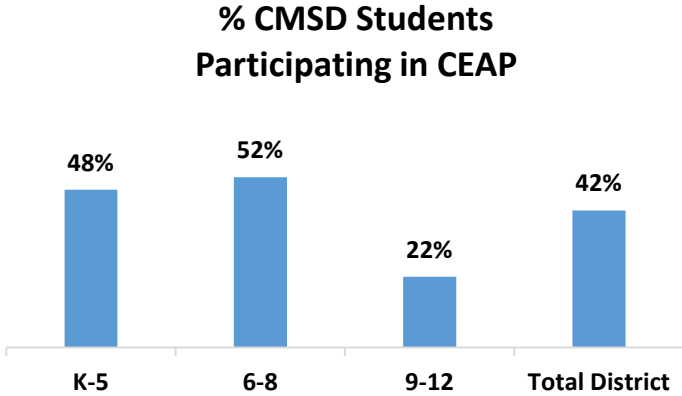
The Cleveland Municipal School District academic calendar year included, on average, a possible 180 days of attendance for students. There was some variation for schools with traditional, year-round, or extended-year schedules. Traditional calendar schools (n=70) had 176 academic days in the 2018-2019 school year, extended-year schools (n=11) had 186 days, and year-round schools (n=12) had 196 days.

The average days in attendance for CEAP participating students and non-CEAP participating students in each school was collected for 6th through 12th grade students in K-8 and high school buildings in the 2018-2019 academic year. The average days in attendance for CEAP participating students in 6-8th grade for each school was 143.0 days compared to 99.4 days for non-CEAP participating students, a difference of +43.6 days of attendance. The average days in attendance for CEAP participating students in 9-12th grade for each school was 151.7 days compared to 110.2 days for non-CEAP participating students, a difference of +41.5 days of attendance. Students participating in CEAP activities attended school more days on average than non-CEAP participating students.

OVERALL STUDENT PARTICIPATION

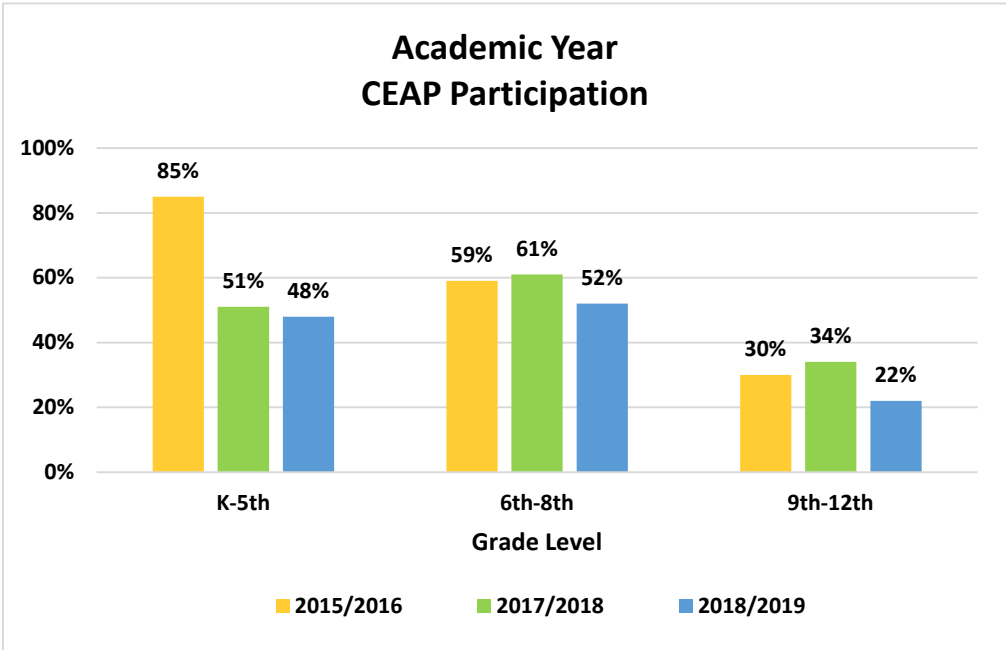


District Level



Less than half (42%) of the total eligible students in the Cleveland Municipal School District participated in the Comprehensive Extracurricular Activities Program in the 2018-2019 academic year. Participation rates differed between the three grade level age groups offering different types of programming for CEAP funding. Within the K-8 schools, among both the K-5 students participating in non-traditional extracurricular activities and the 6-8 students participating in extracurricular activities or athletics, approximately half of the students had engaged in CEAP (K-5, 48%; 6-8, 52%). In high schools, nearly a quarter of students participated in CEAP (22%) extracurricular activities or athletics.

Trend

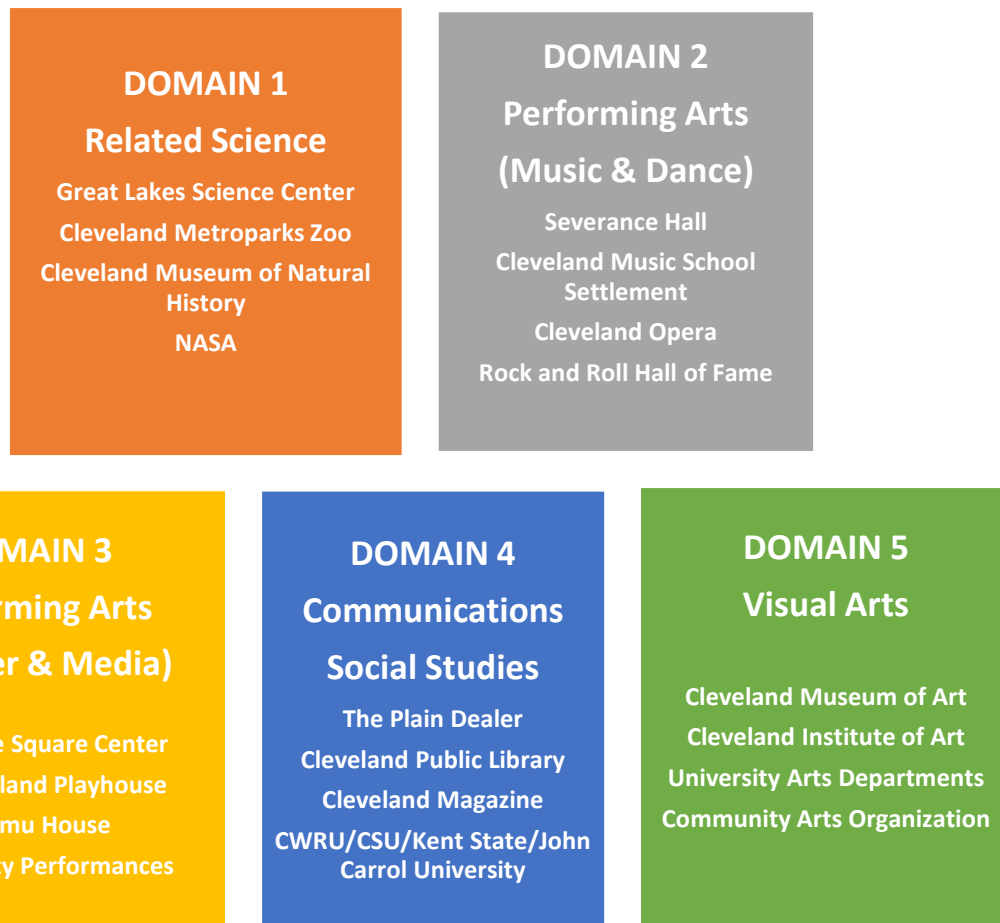


Rates of participation have declined in recent academic years in all three grade level groups. Between 2017-2018 and 2018-2019, student participation in CEAP decreased by 3% among K-5 grade students, by 9% among 6-8 grade students, and by 12% among 9-12 graders. Between the 2015-2016 academic year and the 2017-2019 academic year, there appears to be a steep decline in CEAP participation among K-5th grade students from 85% to 51%. This decrease is most likely due to the more carefully administrated guidelines in allocation of funds for restricted domain activities and the fine tuning of data collection involving cultural institutions for curriculum related field experiences.

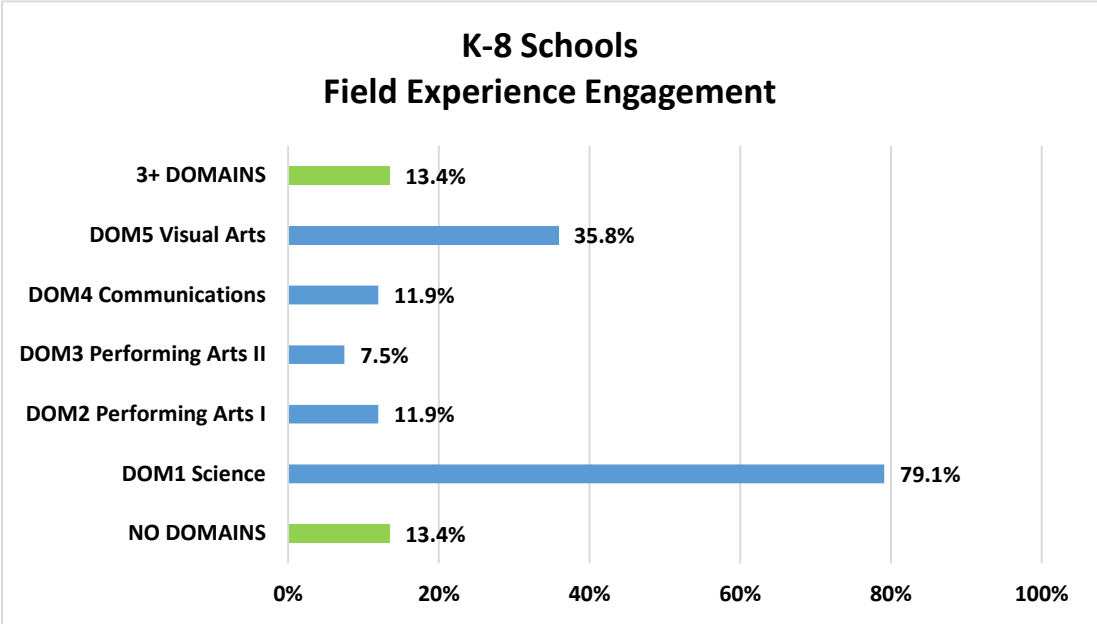
ELEMENTARY (K-5) CEAP

Five Domains

In addition to Interscholastic Athletics and Traditional Extracurricular Activities for middle and high school students, the Comprehensive Extracurricular Activities Program contributed to a wide variety of opportunities for scholars in grades Kindergarten through 5th grade to be exposed to the many cultural institutions in the Cleveland area which increase learning and development in five main domains.



K-5 School Engagement

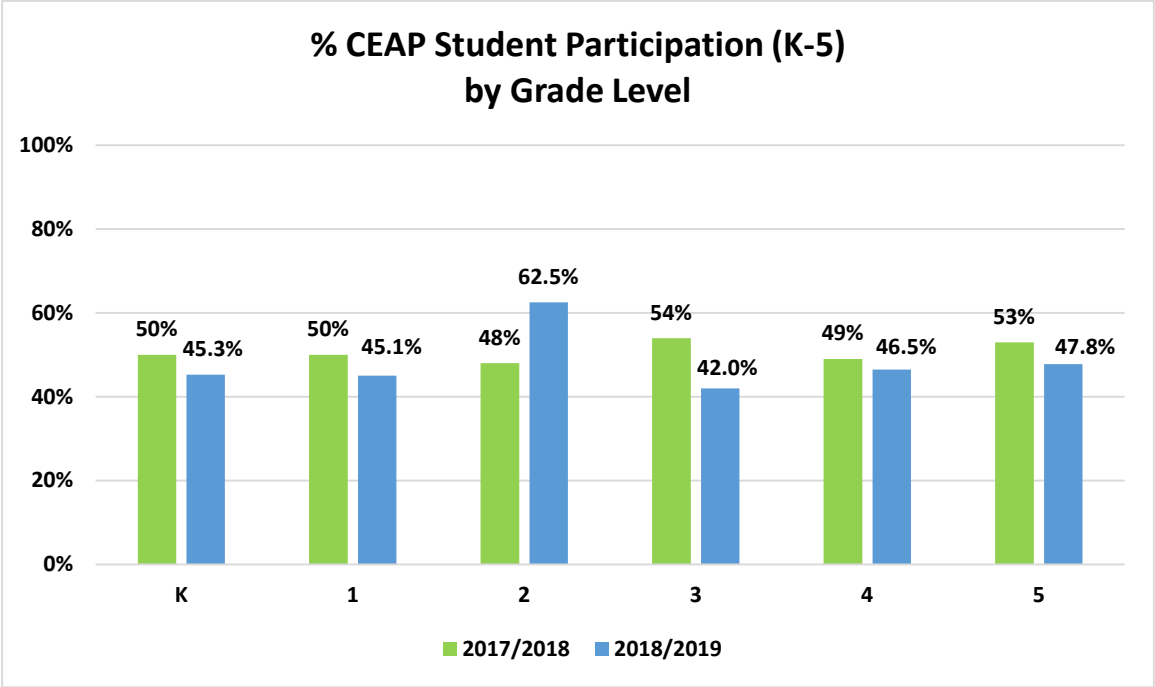


Of the 67 K-8 schools, 9 schools (13.4%) engaged K – 5th graders in 3 or more of the district offered domains for non-traditional extracurricular activities / field experiences. The same number of schools (13.4%) did not have participation in any of the 5 domains. The first Domain which focuses on field experiences in Related Science had the highest number of schools engaged (79.1%) and the fifth Domain focusing on Visual Arts had engagement by greater than a third of schools (35.8%).

K-5 Student Participation

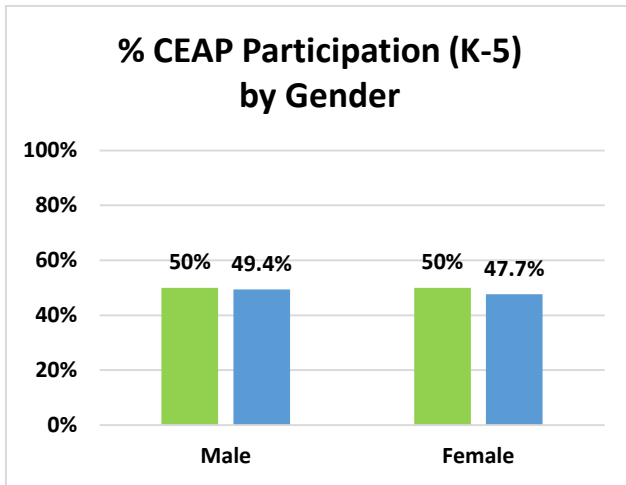
During the 2018-2019 academic year, 8,319 of the 17,232 eligible kindergarten through 5th grade students participated in the Comprehensive Extracurricular Activities Program (CEAP). The percentage of students participating in K-5 decreased from 51% to 48% from the 2017-18 school year to the 2018-19 school year.

BY GRADE LEVEL



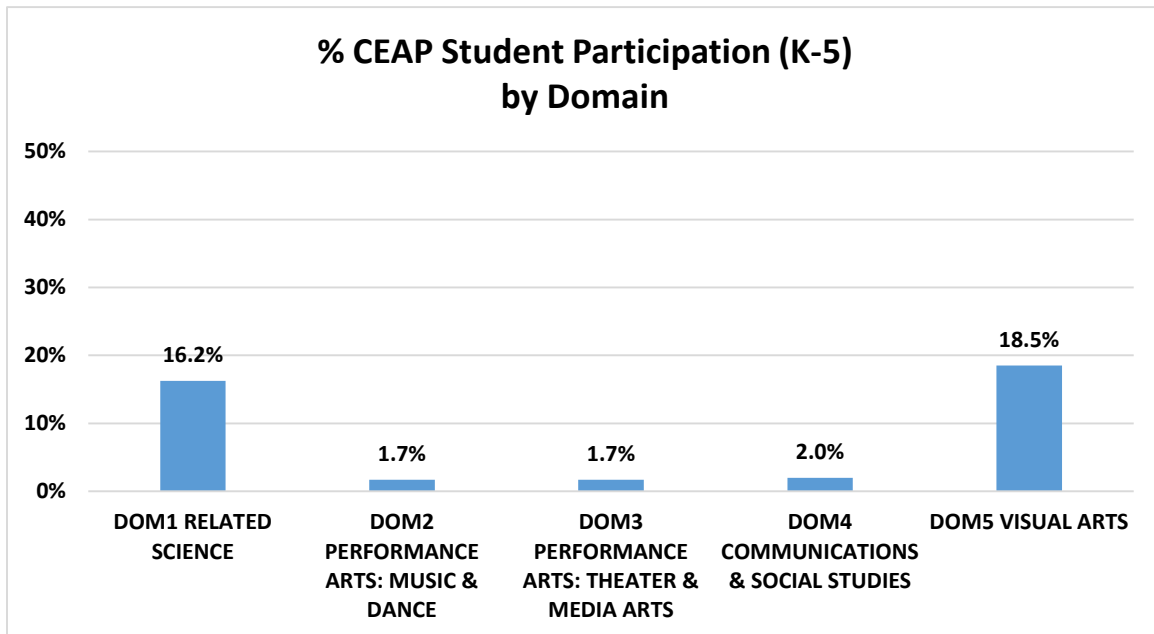
For K-5 students, participation rates in CEAP declined in all grades except for 2nd grade students between 2017-18 and 2018-19. For Kindergarten, 1st, 3rd, 4th, and 5th grade students, participation rates in CEAP fell below 50% in 2018-19. For 2nd grade students, participation in CEAP rose from 48% to 62.5%, an increase of 24.5%. Exploration of student participation data for each domain by grade level may offer more insight in this area.

BY GENDER



For K-5 grade students, rates of participation in CEAP were similar for male and female students in both the 2017-18 and the 2018-19 academic year. Approximately half of K-5 male and female students participated.

BY DOMAIN




Very few of the 17,232 K-5 CEAP eligible students participated in field experiences related to Domains in the Performing Arts and Communications/Social Studies in academic year 2018-2019 (Dom2, 1.7%, 298 students, Dom3 1.7%, 301 students, Dom4 2.0%, 348 students). Field experiences in Domain 5 in the Visual Arts had the highest participation in grades K-5 with 18.5% or 3184 eligible students participating. Field experiences in Domain 1 in the Related Sciences had the next highest participation with 16.2% or 2798 eligible students participating.

MIDDLE SCHOOL (6-8) CEAP

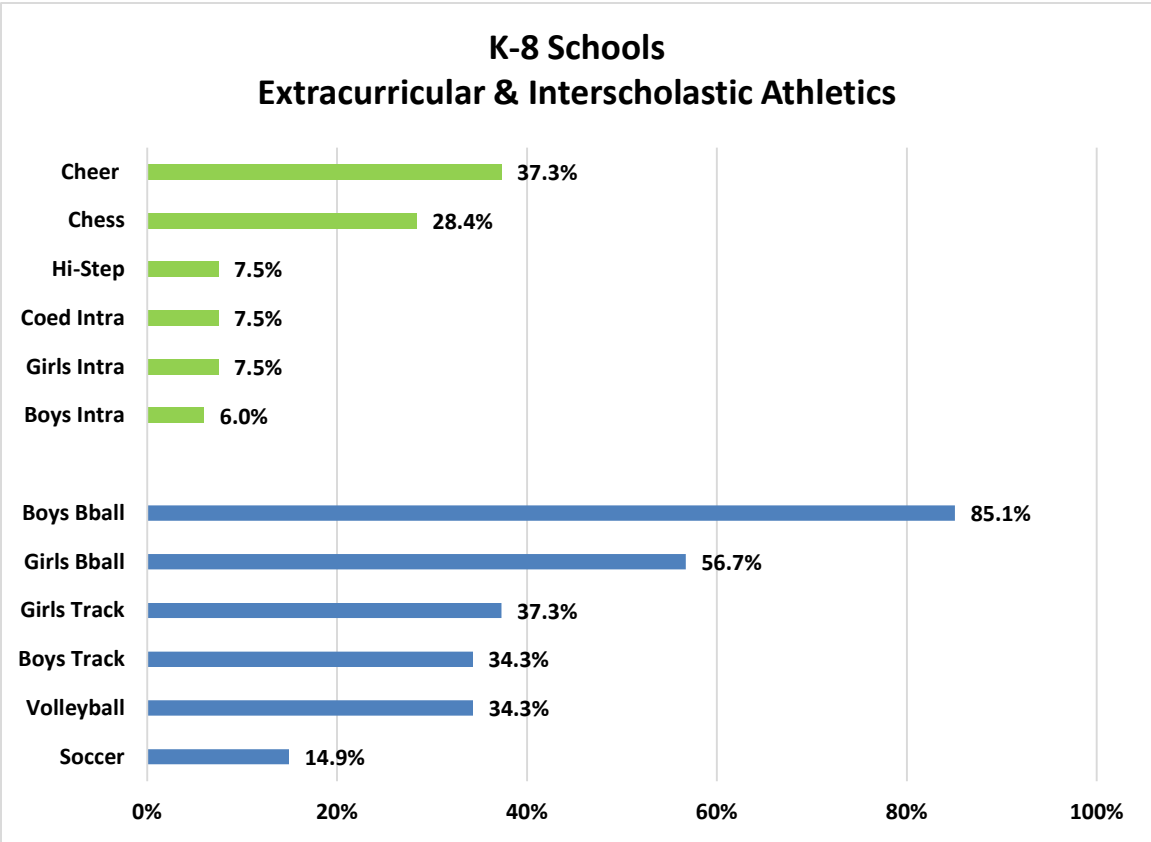
Middle school students in K-8 schools are given the opportunity to participate in a variety of Extracurricular Activities to explore their interests. During the 2018-2019 academic year, possible school sponsored activities included Cheerleading, Chess, Hi-Stepping, and Intramurals.

Sports Seasons

For the Interscholastic Athletics Program, 7th and 8th grade students were given the opportunity to participate in 3 sports seasons which accommodated K- 8 school schedules. The program staff was responsible for scheduling games and sites, officials, identification of coaching staff, and conducting of all-star meetings, in-services, and championship contests.



6-8 School Engagement



For K-8 schools, more schools (25 of 67 or 37.3% of schools) offered cheerleading than any other extracurricular activity. In addition, greater than a quarter of schools (28.4% or 19 schools) offered chess as an extracurricular activity in 6th – 8th grade. Less than 10% of K-8 schools offered Hi-Stepping or Intramurals. On average, schools offered students 1 of the 7 extracurricular activities shown in this figure.

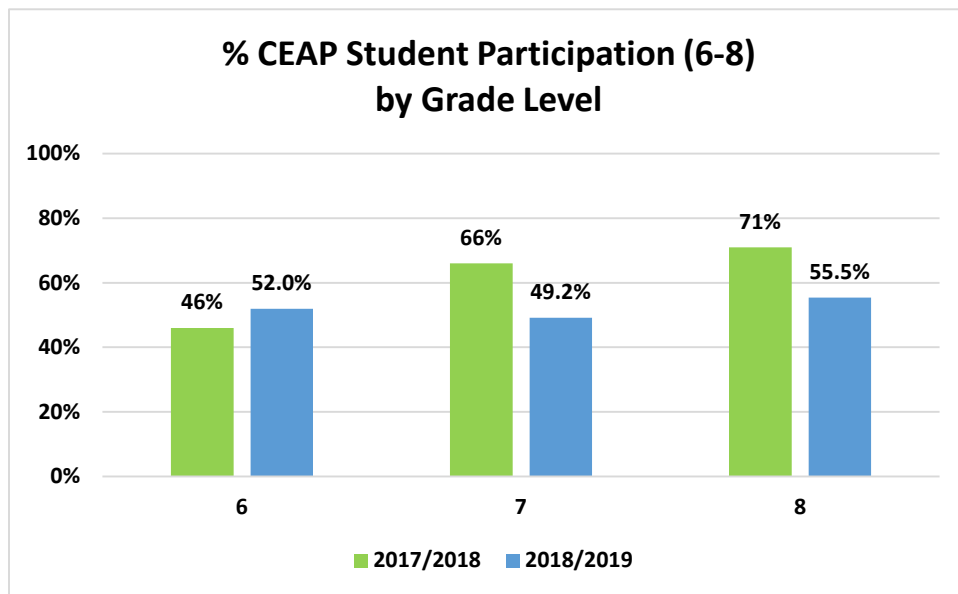
Boys Basketball was the most common Interscholastic Athletic sport to be offered in K-8 schools with 85.1% or 57 schools. Girls Basketball was offered through Interscholastic Athletics in more than half of K-8 schools (56.7%, 38 schools). About a third of schools offered Girls Track (37.3%), Boys Track (34.3%), and Volleyball (34.3%). On average, schools offered students 3 of the 6 sports shown in this figure.

6-8 Student Participation

During the 2018-2019 academic year, 4,195 of the 8,042 eligible 6th through 8th grade students participated in the Comprehensive Extracurricular Activities Program (CEAP). The percentage of students participating in 6-8 decreased from 61% to 52% from the 2017-18 school year to the 2018-19 school year.

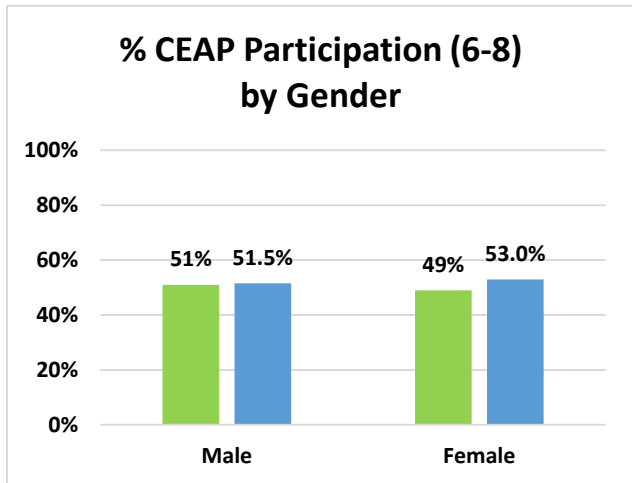
BY GRADE LEVEL

CEAP funding and activities differ for students in 6th grade from students in 7th and 8th grade due to eligibility to participate in Interscholastic Athletics. Sixth grade students are not eligible to participate in sports, but are able to engage in traditional extracurricular activities such as Cheer and Chess.



The percentage of students in the 6th grade participating in CEAP increased by 6% from the 2017-18 academic year to the 2018-19 academic year. Approximately half of students in each grade level from 6th to 8th grade participated in CEAP, but the percentage of students in 7th and 8th grade participating decreased between the 2017-18 school year and the 2018-19 school year (7th 66% to 49.2%; 8th 71% to 55.5%).

BY GENDER



For 6-8 grade students, rates of participation in CEAP were similar for male and female students in both the 2017-18 and the 2018-19 academic year. Approximately half of 6-8 male and female students participated. Female participation increased from 49% to 53% between the two academic years.

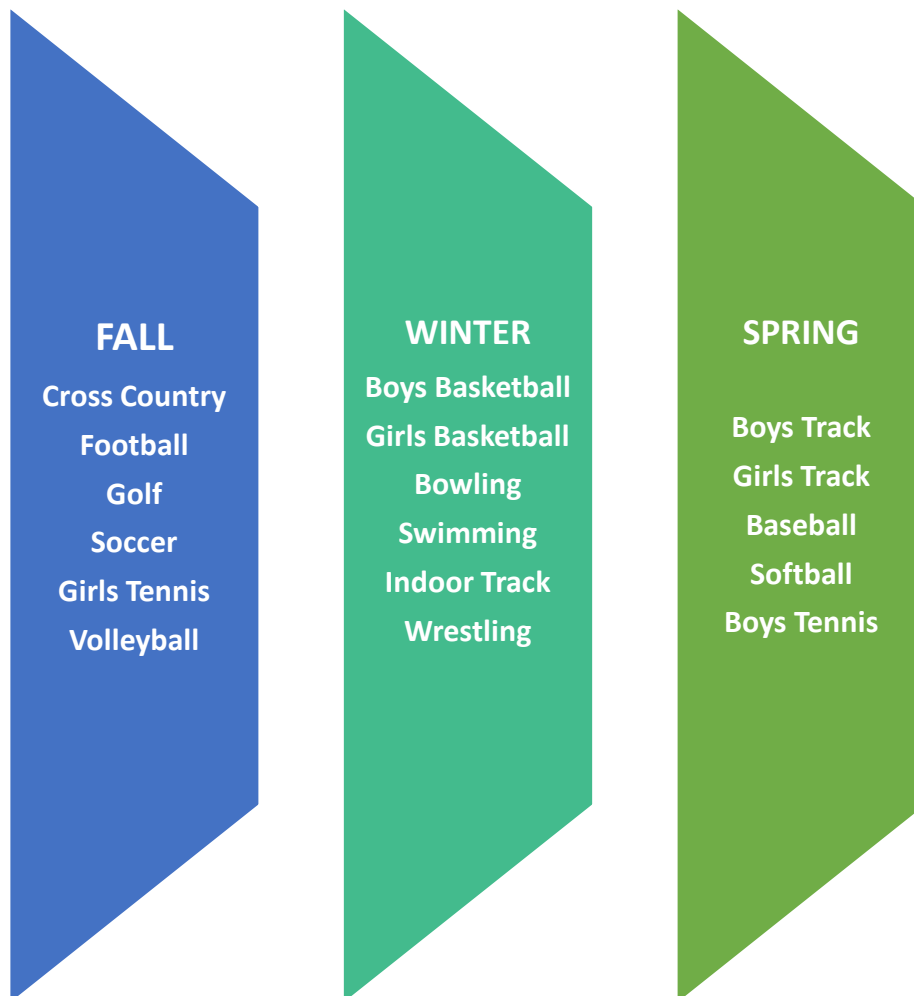
For middle school students, this report does not include student participation rates by type of activity for 2018-2019. This information is not available due to insufficient reporting by individual schools' student counts by activity type.

HIGH SCHOOL (9-12) CEAP

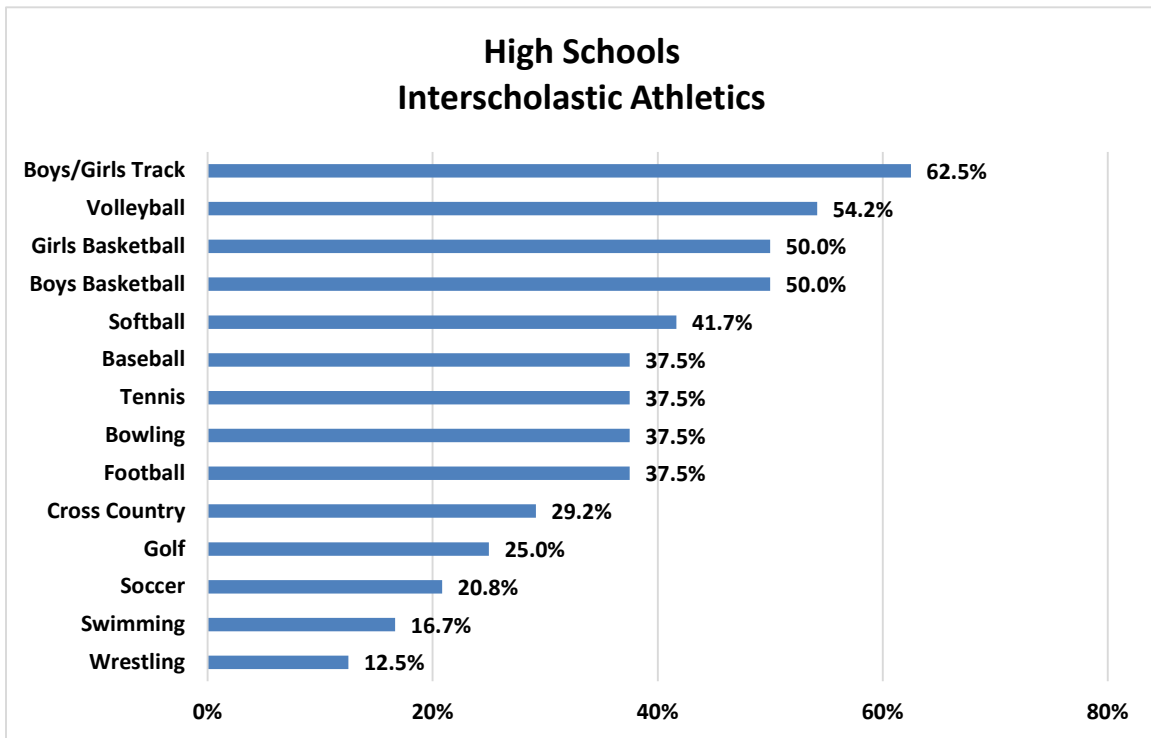
High school students in K-8 schools are given the opportunity to participate in a variety of Extracurricular Activities to explore their interests. During the 2018-2019 academic year, possible school sponsored activities included Cheerleading, Chess, Hi-Stepping, Military Drill and Weightlifting.

Sports Seasons

For the Interscholastic Athletics Program, 9th through 12th grade students were also given the opportunity to participate in 3 sports seasons which accommodated high school schedules. Each school entered a team in each sport into the Senate, independent contests, and tournaments. New high school eligibility review protocols were implemented in the 2018-2019 academic year involving building principals, high school athletic directors and school counselors to confirm students participating in Interscholastic Athletics met eligibility requirements.



9-12 School Engagement



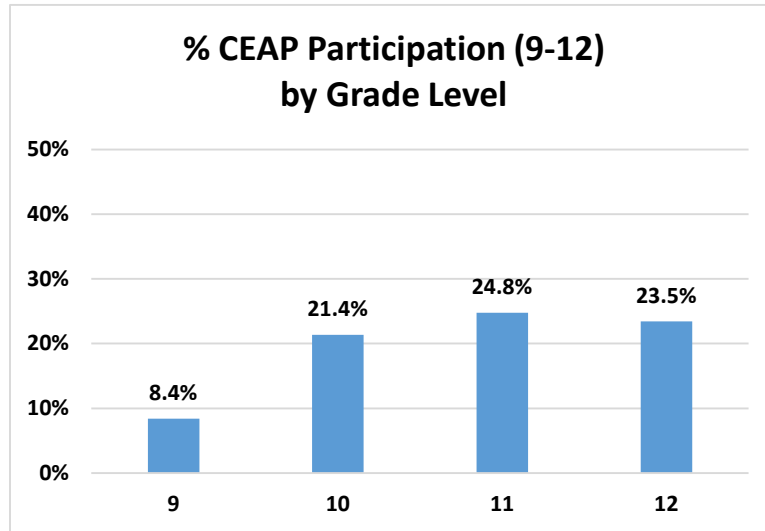
School level information regarding the prevalence of traditional extracurricular offerings is not reported at the high school in this report due to underreporting by individual schools and inconsistencies from previous year evaluation reports.

Boys & Girls Track programs were offered at 62.5% of CMSD high schools in the 2018-2019 academic year as the most frequently offered athletic sport. Approximately half of high schools offered Volleyball (54.2%), Girls Basketball (50%), and Boys Basketball (50%) at the high school level. Softball is offered in 41.7% of high schools. Greater than a third of schools (37.5%) offered Baseball, Tennis, Bowling, and Football. Less than a third of schools offered Cross Country (29.2%), Golf (25.0%), Soccer (20.8%), Swimming (16.7%), and Wrestling (12.5%). Wrestling is offered at the fewest number of high schools compared to other athletics. On average, high schools offered students 5 of the 14 sports shown in this figure.

9-12 Student Participation

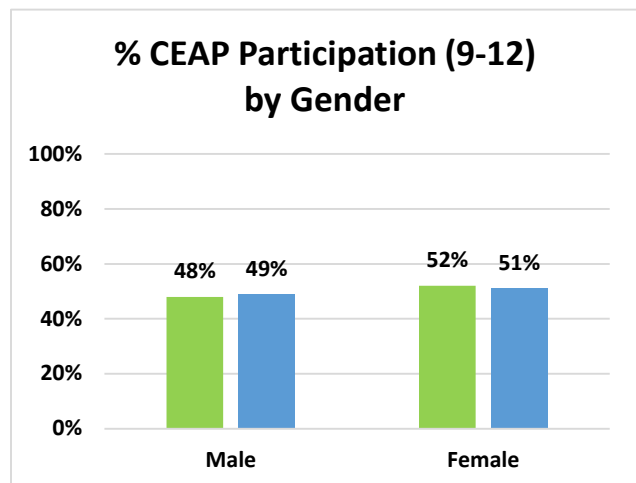
During the 2018-2019 academic year, 2,035 of the 9,395 eligible 9th through 12th grade students participated in the Comprehensive Extracurricular Activities Program (CEAP). The percentage of students participating in 9-12 decreased from 34% to 22% from the 2017-18 school year to the 2018-19 school year.

BY GRADE LEVEL



The percentage of students in the 9th grade participating in CEAP at 8.4% was much lower than participation in grades 10th through 12th. Less than 1 in 10 of the 954 eligible 9th grade students participated in CEAP. In grades 10 through 12, approximately 1 in 4 students participated in CEAP. In 10th grade, 630 of 2950 eligible students (21.4%) participated in CEAP. In 11th grade, 687 of 2771 eligible students (24.8%) participated in CEAP. In 12th grade, 630 of 2950 eligible students (21.4%) participated in CEAP. Participation data from the 2017-18 school year by grade level was not available to include for comparison in this report.

BY GENDER

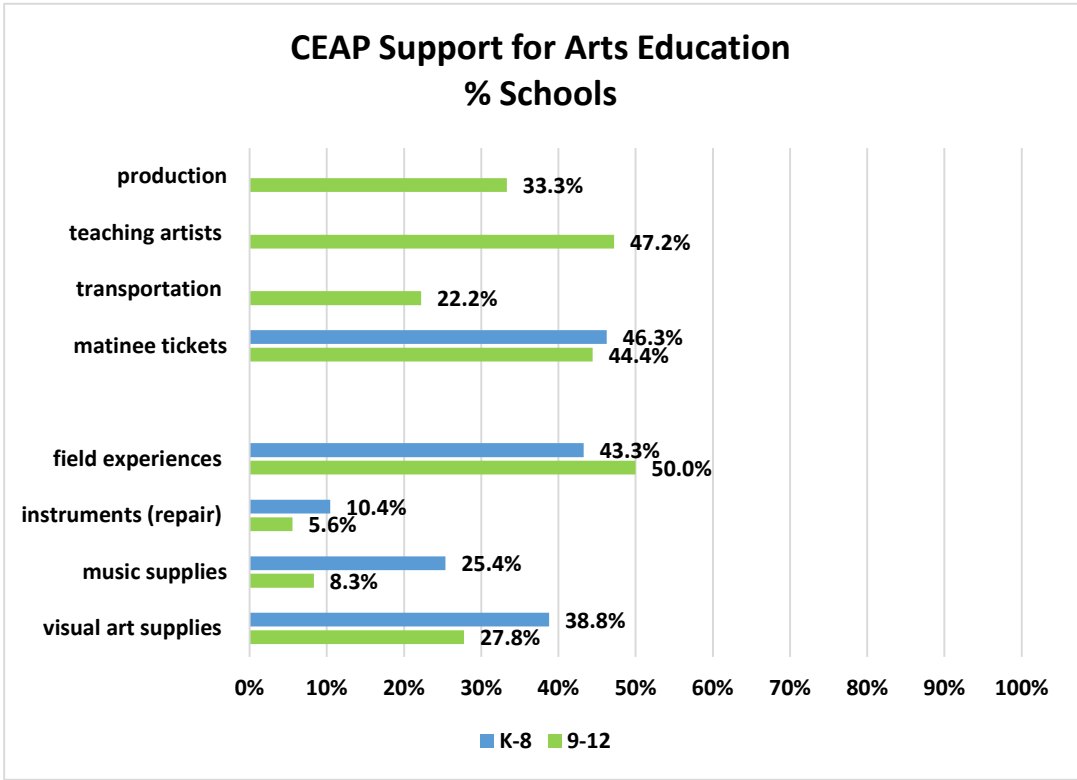


For 9-12 grade students, rates of participation in CEAP were similar for male and female students in both the 2017-18 and the 2018-19 academic year. Approximately half of 9-12 male and female students participated.

For high school students, this report does not include student participation rates by type of activity for 2018-2019. This information is not available due to insufficient reporting by individual schools of student counts by activity type.

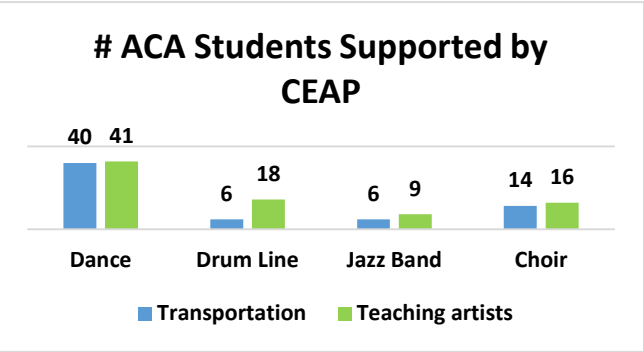
ARTS EDUCATION

The Comprehensive Extracurricular Activities Program supported the Cleveland Municipal School District Department of Arts Education (DAE) through funding for instruction, supplies, productions, equipment, instruments, transportation and field experiences. In addition to in-school visual arts and music instruction, the CEAP supports the All-City Arts program managed by DAE. ACA is an after-school and weekend college and career readiness program that serves students to participate in rigorous and intensive arts training and education. The program offers students an opportunity to further develop their artistic talents through comprehensive, hands-on, project based learning and mentoring from arts professionals. The ACA culminates in multiple signature events which offer participating students the opportunity to demonstrate their accomplishments through performance.



At the high school level, CEAP included support for teaching artists, transportation, and production for the All-City Arts program. Students from a third of CMSD high schools benefitted from support for ACA production and teaching artists, and a quarter of schools utilized support for transportation. For both CMSD K-8 and 9-12 grade schools, schools may request support to ensure students are able to attend ACA signature events through matinee tickets. Nearly half of K-8 and 9-12 schools benefitted from this support during the 2018-2019 school year.

At the K-8 and 9-12 grade levels, students are offered the opportunity to receive instruction in both the visual and musical arts. For the 2018-2019 academic year, individual schools were able to request support through CEAP for supplies, instruments, and field experiences. Field experiences and supplies for the visual arts were most requested for support in both K-8 and 9-12 buildings, with nearly half of schools utilizing support for field experiences and approximately a third of schools for visual arts supplies.



This figure shows the number of students in each art form who benefitted from support for transportation and teaching artists for students participating in the ACA program. In addition, 29 students were supported for the production of signature events and 3,407 students benefitted by matinee ticket support.

RECOMMENDATIONS

In 2018-2019, Comprehensive Extracurricular Activities Program offered students in K-12 the opportunity to engage in a wide range of activities, including curriculum-related extracurricular recreation, field experiences, interscholastic athletics, and arts education. A total of 14,549 students benefitted from this support. On average, students engaging in CEAP had a higher GPA and attended school more days than students not engaging in these activities. Although 42% of students participated in CEAP, rates of participation have declined in recent years in all 3 grade level groups (K-5, 6-8, and 9-12).

The evaluation team recognizes the limitations for reporting this year due to being new to this process and we have appreciated the opportunity to explore the benefits and accomplishments of the CEAP in partnership with dedicated CMSD administration and staff. Our recommendations are based on the potential for a more comprehensive evaluation in the future.

- Consider an examination of the original agreement with Cleveland City Council, to clarify expected outcomes and goals for the program (related to age groups, type of programming: athletics, types of athletics, arts, extracurricular activities, etc.) in order to ensure measurement of program alignment with goals.
- Explore the data collection format, process and timeline in order to understand the possible process and outcome measures for program goals and to establish reporting standards and consistency, including the reconciliation of reporting across platforms, data collection sources, and pre/post program implementation.
- Explore additional measures of program benefits for student achievement (scholarships), as well as barriers to student participation and school engagement (facilities, staffing, restrictions) in programming.