

City of Cleveland

Justin M. Bibb, Mayor

Program Year 2022 Consolidated Plan City Council Budget Hearings



City of Cleveland
Department of Community Development
clevelandohio.gov

**DEPARTMENT OF COMMUNITY DEVELOPMENT
PY2022 CDBG COUNCIL COMMITTEE HEARING**

2022 BUDGET HEARINGS SCHEDULE

Tuesday, February 8, 2022 - 9:00 am to Noon

CHAPTER 1 - INTRODUCTION AND OPENING STATEMENT

CHAPTER 2 - BUDGET OVERVIEW

CHAPTER 3 - HOUSING REHABILITATION

- Home Repair Programs
- Model Block Program
- Lead Hazard Abatement Program

Tuesday, February 8, 2022 - 1:30 pm to 4:30 pm

CHAPTER 4 - HOUSING DEVELOPMENT

- Housing Trust Fund
- Middle Neighborhoods

CHAPTER 5 - SLUM AND BLIGHT

- Abatement, Demolition and Board-Up
- Project Clean

Wednesday, February 9, 2022 - 9:00 am to Noon

CHAPTER 6 - NDA, CDCs, CITYWIDES AND PUBLIC SERVICES

- Neighborhood Development Activity Grants
- CDC Activity Grants
- Citywide Development Assistance Grants
- Social Services Grants

Wednesday, February 9, 2022 - 1:30 pm to 4:30 pm

CHAPTER 7 - PROPERTY REUTILIZATION

- Cleveland Land Bank
- Community Gardens

CHAPTER 8 - COMMERCIAL & RESIDENTIAL REVITALIZATION

- Storefront Renovation Program
- Bank Relations

Thursday, February 10, 2022 - 9:00 am to Noon

CHAPTER 9 - SPECIAL POPULATIONS NEEDS

- City/County Continuum of Care (Homelessness)
- Housing for Person with HIV/AIDS

CHAPTER 10 - GENERAL ADMINISTRATION, FAIR HOUSING, FACILITIES

- Consumer Affairs
- Fair Housing

Thursday, February 10, 2022 - 1:30 pm to 4:30 pm

- Overflow Items
- Reconciliation



DEPARTMENT OF COMMUNITY DEVELOPMENT
PY2022 CDBG COUNCIL COMMITTEE HEARING

CLEVELAND CITY COUNCIL

BLAINE A. GRIFFIN, PRESIDENT

DEVELOPMENT, PLANNING AND SUSTAINABILITY COMMITTEE



ANTHONY T. HAIRSTON, Chairman
JASMIN SANTANA, Vice-Chair

KRIS HARSH

STEPHANIE D. HOWSE

JOSEPH T. JONES

KERRY McCORMACK

JENNY SPENCER

DEPARTMENT OF COMMUNITY DEVELOPMENT
PY2022 CDBG COUNCIL COMMITTEE HEARING

DEVELOPMENT, PLANNING AND SUSTAINABILITY COMMITTEE

CONSOLIDATED PLAN BUDGET HEARINGS

TABLE OF CONTENTS

CHAPTER 1 – INTRODUCTION

Director's Opening Statement 1-1
Opening Statement Presentation. 1-1
Community Development Organizational Chart. 1-3

CHAPTER 2 – BUDGET

1993-2021 HUD Entitlement Allocations. 2-1
2022 HUD Entitlement Allocation Estimates. 2-2
Proposed 2022 Consolidated Plan Budget 2-3
Public Service Cap Calculations 2-6
2016-2021 Entitlement Grants Dashboard- CDBG 2-7
2016-2021 Entitlement Grants Dashboard- HOME 2-8
2020-2021 Entitlement Grants Dashboard- ESG. 2-9
2020-2021 Entitlement Grants Dashboard- HOPWA 2-9

CHAPTER 3 – HOUSING REHABILITATION

Housing Repair Assistance Programs. 3-1
Model Block. 3-
Neighborhood Initiative 3-3
Competitive Lead Grants 3-4
Lead Safe Coalitions Efforts 3-5

CHAPTER 4 – HOUSING DEVELOPMENT

Housing Trust Fund 4-1
CHDO: Affordable Housing 4-2
Middle Neighborhoods Initiative 4-3
FHAct50- Clark/Fulton LIHTC Initiative 4-4

CHAPTER 5 – SLUM AND BLIGHT

Project Clean and Lot Clean Up Program 5-1
Abatement, Demolition and Board-Up 5-2

CHAPTER 6 – ACTIVITY GRANTS

Neighborhood Development Activities (NDA) 6-1
CDC Activity Grants 6-2
Citywide Grants- 10-year Housing Plan Strategic Initiatives 6-3
Citywide Grants- 10-year Housing Plan Safe Housing Initiatives. 6-4
Citywide Grants- 10-year Housing Plan Affordable Housing 6-5
Citywide Grants- 10-year Housing Plan Infill Housing 6-6
Social Service Grants- Systemic Poverty 6-7
Social Service Grants Youth Violence 6-8
Social Service Grants- Poverty and Accessibility Among Elderly 6-9
Social Service Grants- Economic Opportunities 6-10
Social Service Grants- Other Public Services. 6-11

DEPARTMENT OF COMMUNITY DEVELOPMENT
PY2022 CDBG COUNCIL COMMITTEE HEARING

DEVELOPMENT, PLANNING AND SUSTAINABILITY COMMITTEE
CONSOLIDATED PLAN BUDGET HEARINGS

TABLE OF CONTENTS

CHAPTER 7 – LAND REUTILIZATION

Land Bank - 10-year Housing Plan Housing Infill Development 7-1
Land Bank - Economic Development 7-2
Land Bank - Permanent Supportive Housing Initiatives 7-3
Community Gardening Program 7-4

CHAPTER 8 – COMMERCIAL & RESIDENTIAL REVITALIZATION

Storefront Renovation Program 8-1
Bank Relations and Community Reinvestment 8-2
Neighborhood Improvement- City Public Facilities 8-3
Neighborhood Improvement- Other Public Facilities 8-4

CHAPTER 9 – SPECIAL NEEDS POPULATIONS

Emergency Solutions Grant 9-1
HOPWA 9-2

CHAPTER 10 – ENTITLEMENT PROGRAM DELIVERY

General Administration 10-1
Indirect Cost Allocation Plan 10-2
Community Development Planners 10-3
Housing Rehabilitation Administration 10-4
Housing Development Office Administration 10-5
Land Bank Administration 10-6
ESG Administration 10-7
Consumer Affairs 10-8
Fair Housing 10-9

DEPARTMENT OF COMMUNITY DEVELOPMENT
PY2022 CDBG COUNCIL COMMITTEE HEARING

DEVELOPMENT, PLANNING AND SUSTAINABILITY COMMITTEE

CONSOLIDATED PLAN BUDGET HEARINGS

APPENDIX – CDBG ELIGIBLE ACTIVITIES

CHAPTER 1

2021 CDBG Grant Legislation

Program Description Matrix

Cleveland Neighborhood Equity Map

Cleveland Low and Moderate Income Census Tract Map

Cleveland Slum and Blight Census Tract Map

Community Development Corporations Service Area Map

Criteria for Determining Eligible CDBG Funded Activities

HUD CDBG Matrix Table

Cleveland Entitlement Program Factsheet

CHAPTER 2

SHAP/RAH, Furnace, and Gutter Programs - 2021 Accomplishments

CHAPTER 3

List of HDO Projects- Grant Year 2020

List of HDO Projects- YTD Grant Year 2021

List of HDO Projects- Underway or Being Considered

CHAPTER 4

2020 & 2021 Citywide and Social Services Accomplishments

List of Social Services Programs- Grant Year 2020

List of Social Services Programs - Grant Year 2021

List of Citywide Programs- Grant Year 2020

List of Citywide Programs - Grant Year 2021

List of CDC Activity Grants- Grant Year 2020

List of CDC Activity Grant - Grant Year 2021

2020 Year End Reports- CDC Activity Grants

CHAPTER 5

Project Clean and Lot Clean Up Program - Activity By Ward

Community Gardens - Summary

Community Gardens - Roster by Ward

List of Land Bank Dispositions- Grant Year 2020 & YTD 2021

Cleveland Land Bank Inventory Map

Cleveland Land Bank Sales by Ward

CHAPTER 6

List of Storefront Renovation Projects- Grant Year 2020

List of Storefront Renovation Projects- YTD Grant Year 2021

List of Storefront Renovation Projects- Underway or Being Considered

CHAPTER 7

ESG and CDG Homelessness Background Statement

ESG Program Descriptions

List of ESG and CDBG Homelessness Awards 2020

List of ESG and CDBG Homelessness Awards 2021

Homeless Services Directory

Dept of Public Health Handouts

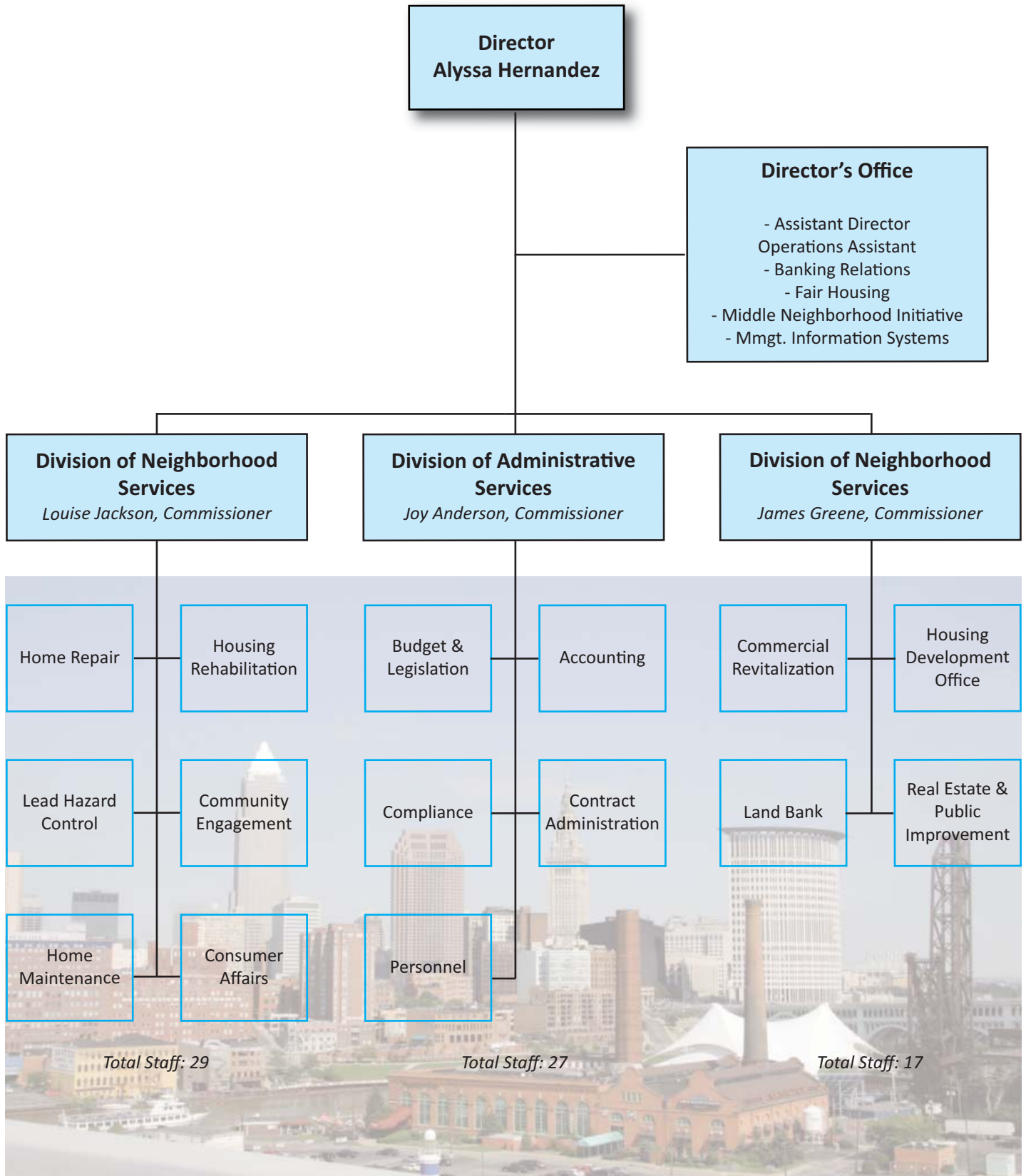
CHAPTER 8

Community Development Staffing Report

Construction Contracting Across Community Development Programs 2016 - 2021

DEPARTMENT OF COMMUNITY DEVELOPMENT
PY2022 CDBG COUNCIL COMMITTEE HEARING

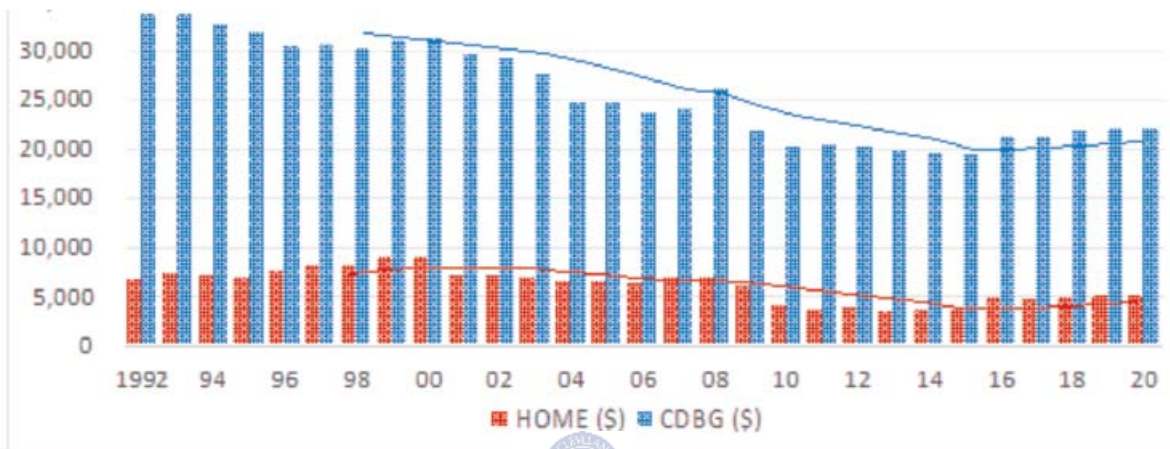
DEPARTMENT OF COMMUNITY DEVELOPMENT
ORGANIZATIONAL CHART



**DEPARTMENT OF COMMUNITY DEVELOPMENT
PY2022 CDBG COUNCIL COMMITTEE HEARING**

CDBG/HOME/ESG/HOPWA GRANT FORMULA 1993 - 2022 (\$MS)

YEAR	CDBG (\$)	HOME (\$)	ESG (\$)	HOPWA (\$)	TOTAL (\$)	CHANGE (\$)	CHANGE (%)	STAFF (#)
93	30,251	5,226	390	-	35,867	987	2.8%	112
94	33,571	6,650	884	-	41,105	5,238	14.6%	115
95	33,604	7,128	1,212	499	42,443	1,338	3.3%	118
96	32,571	7,049	851	532	41,003	(1,440)	(3.4%)	118
97	31,590	6,898	846	592	39,926	(1,077)	(2.6%)	115
98	30,308	7,423	1,208	618	39,557	(369)	(0.9%)	113
99	30,433	8,006	1,079	670	40,188	631	1.6%	106
00	30,065	8,033	1,078	694	39,870	(318)	(0.8%)	107
01	30,795	8,932	1,060	765	41,552	1,682	4.2%	104
02	31,153	8,925	1,048	824	41,950	398	1.0%	107
03	29,532	7,073	1,067	866	38,538	(3,412)	(8.1%)	106
04	29,027	7,624	1,080	854	38,585	47	0.1%	98
05	27,430	6,893	1,062	822	36,206	(2,379)	(6.2%)	92
06	24,565	6,411	1,055	826	32,857	(3,349)	(9.3%)	92
07	24,528	6,356	1,059	840	32,783	(74)	(0.2%)	90
08	23,601	6,117	1,057	870	31,645	(1,139)	(3.5%)	89
09	23,928	6,764	1,051	895	32,638	993	3.1%	90
10	25,909	6,744	1,049	960	34,662	2,024	6.2%	86
11	21,655	5,943	1,640	963	30,201	(4,460)	(12.9%)	99
12	20,041	4,034	1,875	967	26,917	(3,284)	(10.9%)	96
13	20,266	3,507	1,462	907	26,142	(775)	(2.9%)	78
14	19,987	3,715	1,646	951	26,298	156	0.6%	78
15	19,565	3,355	1,782	952	25,654	(644)	(2.4%)	66
16	19,383	3,480	1,761	962	25,586	(69)	(0.3%)	60
17	19,325	3,458	1,745	1,096	25,624	39	0.2%	60
18	21,175	4,861	1,740	1,242	29,018	3,393	13.2%	60
19	21,154	4,512	1,797	1,403	28,866	(152)	(0.5%)	75
20	21,717	4,893	1,859	1,580	30,049	1,183	4.1%	89
21	21,888	4,893	1,852	1,774	30,407	358	1.2%	89
22 (est.)*	21,109	4,892	1,852	2,119	29,972	(435)	(1.4%)	79



**DEPARTMENT OF COMMUNITY DEVELOPMENT
 PY2022 CDBG COUNCIL COMMITTEE HEARING**

CDBG/FEDERAL HOME GRANT FORMULA

1993-2022 (IN MILLIONS)

PROGRAMS	Actual 2019	Actual 2020	Actual 2021	Est. 2022	2022 - 2021 \$ +/-(-)	2022 - 2021 % +/-(-)
COMMUNITY DEVELOPMENT BLOCK GRANT (CDBG)	21,154,188	21,716,850	21,887,582	21,109,000	(778,582)	(3.59%)
HOME INVESTMENT PARTNERSHIPS (HOME)	4,512,419	4,893,256	4,893,451	4,892,000	(1,451)	(0.03%)
EMERGENCY SHELTER/SOLUTIONS GRANTS (ESG)	1,797,000	1,859,000	1,852,000	1,852,356	356	0.02%
HOUSING OPPORTUNITIES FOR PERSONS WITH AIDS (HOPWA)	1,402,636	1,579,911	1,773,969	2,119,409	345,440	21.86%
TOTAL ALL PROGRAMS	28,866,243	30,049,017	30,407,002	29,972,765	(434,237)	(1.45%)

Note: 2022 estimates are based upon 2021 actual budget awards and conservatively adjusted based on available information. As of this printing, HUD has not confirmed, released, or notified grantees of their final awards and it is unknown when notification will occur. As in prior years, if final grant amounts are not received before budget hearings, estimates will be used and will be adjusted based on formal notification HUD.

**DEPARTMENT OF COMMUNITY DEVELOPMENT
 PY2022 CDBG COUNCIL COMMITTEE HEARING
 2022 FORMULA & ESTIMATED PROGRAM INCOME - \$40,527,409**

EMERGENCY SOLUTIONS

HOME PROGRAM

CDBG

HOPWA

	2022 Est. Allocation	Est. Prior Year Funds	Est. Program Income	2022 Est. Allocation	Est. Prior Year Funds	Est. Program Income	2022 Est. Allocation	Est. Prior Year Funds	Total Budget
--	----------------------	-----------------------	---------------------	----------------------	-----------------------	---------------------	----------------------	-----------------------	--------------

10-YEAR HOUSING PLAN

A. STRATEGIC INITIATIVES

Neighborhood Initiative	-	200,000	-	-	-	-	-	-	\$ 200,000
Middle Neighborhoods	-	200,000	-	-	-	-	-	-	\$ 200,000
Lead Safe Coalitions Efforts	200,000	-	-	-	-	-	-	-	\$ 200,000
FHAct 50 - Clark/Fulton	-	300,000	-	-	-	-	-	-	\$ 300,000
Neighborhood Revitalization Strategy Area Housing Initiatives	-	200,000	-	-	-	-	-	-	\$ 200,000
Banking Relations	100,000	-	-	-	-	-	-	-	\$ 100,000
Abatement, Demolition, and Board-Up	850,000	-	200,000	-	-	-	-	-	\$ 1,050,000
Project Clean	1,210,000	-	-	-	-	-	-	-	\$ 1,210,000
Citywide Grants	150,000	-	-	-	-	-	-	-	\$ 150,000
CDC Activity Grants	200,000	1,000,000	-	-	-	-	-	-	\$ 1,200,000
CD Planners	-	180,000	-	-	-	-	-	-	\$ 180,000

B. SAFE HOUSING INITIATIVES

Housing Rehab Prgrms. - SHAP/RAH	1,255,000	1,300,000	300,000	866,000	67,000	200,000	-	-	\$ 3,988,000
Competitive Lead Grants	200,000	600,000	-	-	-	-	-	-	\$ 800,000
Citywide Grants	150,000	-	-	-	-	-	-	-	\$ 150,000
Housing Rehab Administration	900,000	-	-	-	-	-	-	-	\$ 900,000

DEPARTMENT OF COMMUNITY DEVELOPMENT
PY2022 CDBG COUNCIL COMMITTEE HEARING

**DEPARTMENT OF COMMUNITY DEVELOPMENT
PY 2022 (2022-2023) PUBLIC SERVICE LINE ITEM CAP**

A) CAP CALCULATIONS:

CDBG 1983 Public Service Line-item Budget: (15% of formula or 1982/83 PS budget)*	\$4,731,000
Est. CDBG 2022 program income:	700,000
15% of program income:	105,000
Total CDBG Public Service Line-Item Cap	\$4,836,000

B) PROJECTED PUBLIC SERVICE PROGRAMS:

AIDS Prevention Program	\$284,000
Third-Party Social Service Agencies	1,700,000
Homeless Services	672,000
Senior Tree Trimming Services	75,000
CHORE Program Administration	150,000
Senior Transportation Connection	<u>405,000</u>
Subtotal	\$3,286,000
NDA Allocation (Maximum \$75,000 x 17)	\$1,275,000
GRAND TOTAL	\$4,561,000
BALANCE AVAILABLE TO REACH CAP	\$275,000

**As per Section 570.201(e) (2) of CFR, Grantees can allocate 15% of the entitlement amount and 15% of the actual previous year's CDBG program income amount for the eligible public service activities.*

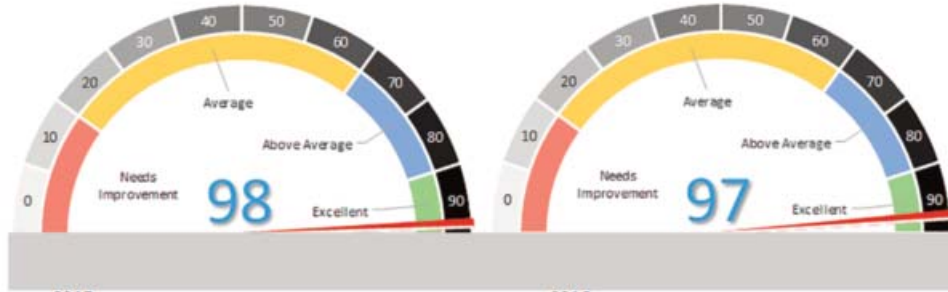
The exception to the above rule is as follows:

1) Grantees that allocated more than 15% of the entitlement amount during the 1982 or 1983 CDBG budget for the public service category can continue to allocate that amount for the public service category.

The City of Cleveland allocated \$4,731,000 for the public service category in the 1983 CDBG budget. This amount is higher than the \$3,166,350 or 15% of the estimated 2022 entitlement of \$21,109,000. Therefore, the higher amount of \$4,731,000 plus 15% of the 2022 program income estimate is used by the City for the calculation of the 2022 budget public service cap.

DEPARTMENT OF COMMUNITY DEVELOPMENT
 PY2022 CDBG COUNCIL COMMITTEE HEARING

ACTIVE CDBG
 GRANTS 2015 -
 2021

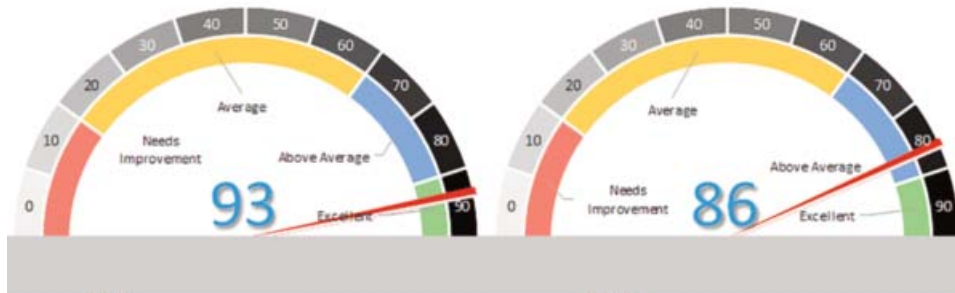


2015

Grant Amount	\$19,564,836	
Pre-Encumbered	424,146	2%
Encumbered	23,051	0%
MOU	2,769,274	14%
Active Fund	3,216,471	16%
Expended	19,117,640	98%
Reallocation	18,564	0%
Unallocated	151	0%

2016

Grant Amount	\$19,382,724	
Pre-Encumbered	563,210	3%
Encumbered	80,654	0%
MOU	3,079,354	16%
Active Fund	3,723,218	19%
Expended	18,722,110	97%
Reallocation	61,880	0%
Unallocated	-	-

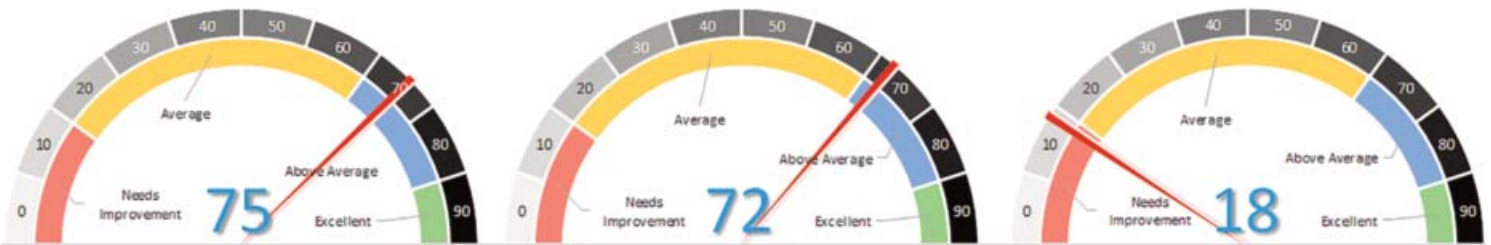


2017

Grant Amount	\$19,324,970	
Pre-Encumbered	524,926	3%
Encumbered	735,908	4%
MOU	1,642,388	8%
Active Fund	2,903,222	15%
Expended	18,064,136	93%
Reallocation	575,484	3%
Unallocated	950	0%

2018

Grant Amount	\$21,175,297	
Pre-Encumbered	1,805,188	9%
Encumbered	1,038,336	5%
MOU	2,891,493	14%
Active Fund	5,735,017	27%
Expended	18,305,133	86%
Reallocation	1,590,316	8%
Unallocated	2	0%



2019

Grant Amount	\$21,154,188	
Pre-Encumbered	2,796,527	13%
Encumbered	2,386,719	11%
MOU	2,630,760	12%
Active Fund	7,814,006	37%
Expended	15,967,452	75%
Reallocation	2,308,124	11%
Unallocated	1	0%

2020

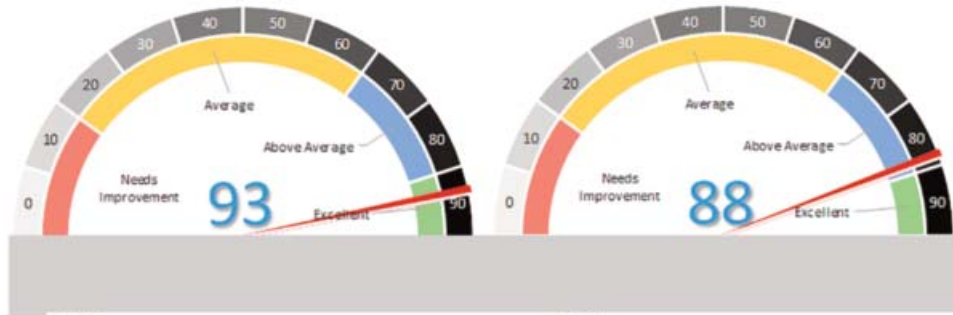
Grant Amount	\$21,716,850	
Pre-Encumbered	2,439,378	11%
Encumbered	2,842,675	13%
MOU	2,333,416	11%
Active Fund	7,615,469	35%
Expended	15,707,625	72%
Reallocation	1,633,632	8%
Unallocated	1	0%

2021

Grant Amount	\$21,887,582	
Pre-Encumbered	11,392,686	52%
Encumbered	6,620,095	30%
MOU	2,862,168	13%
Active Fund	20,874,949	95%
Expended	3,873,545	18%
Reallocation	-	-
Unallocated	-	-

DEPARTMENT OF COMMUNITY DEVELOPMENT
 PY2022 CDBG COUNCIL COMMITTEE HEARING

ACTIVE HOME
 GRANTS 2015 -
 2021

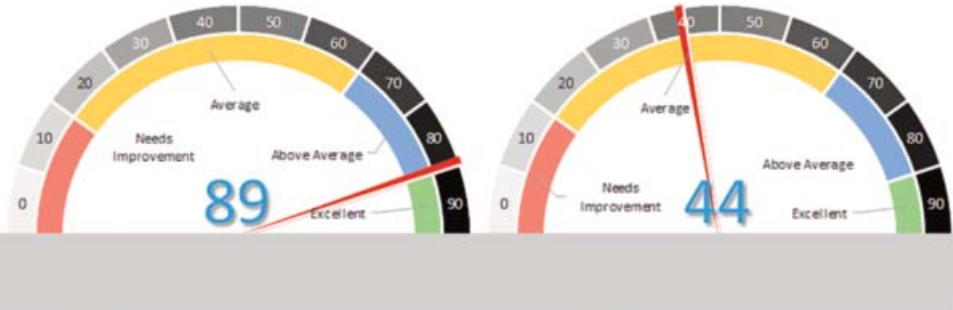


2015

Grant Amount	\$3,355,077	
Pre-Encumbered	220,581	7%
Encumbered	4,270	0%
MOU	-	-
Active Fund	224,851	7%
Expended	3,130,226	93%
Reallocation	-	-
Unallocated	-	-

2016

Grant Amount	\$3,479,922	
Pre-Encumbered	296,846	9%
Encumbered	119,625	3%
MOU	-	-
Active Fund	416,471	12%
Expended	3,063,451	88%
Reallocation	-	-
Unallocated	-	-



2017

Grant Amount	\$3,458,438	
Pre-Encumbered	88,617	3%
Encumbered	306,664	9%
MOU	-	-
Active Fund	395,281	11%
Expended	3,063,157	89%
Reallocation	-	-
Unallocated	-	-

2018

Grant Amount	\$4,861,218	
Pre-Encumbered	1,678,392	35%
Encumbered	1,036,847	21%
MOU	-	-
Active Fund	2,715,239	56%
Expended	2,145,979	44%
Reallocation	-	-
Unallocated	-	-



2019

Grant Amount	\$4,512,419	
Pre-Encumbered	2,282,219	51%
Encumbered	538,667	12%
MOU	-	-
Active Fund	2,820,886	63%
Expended	1,691,533	37%
Reallocation	-	-
Unallocated	-	-

2020

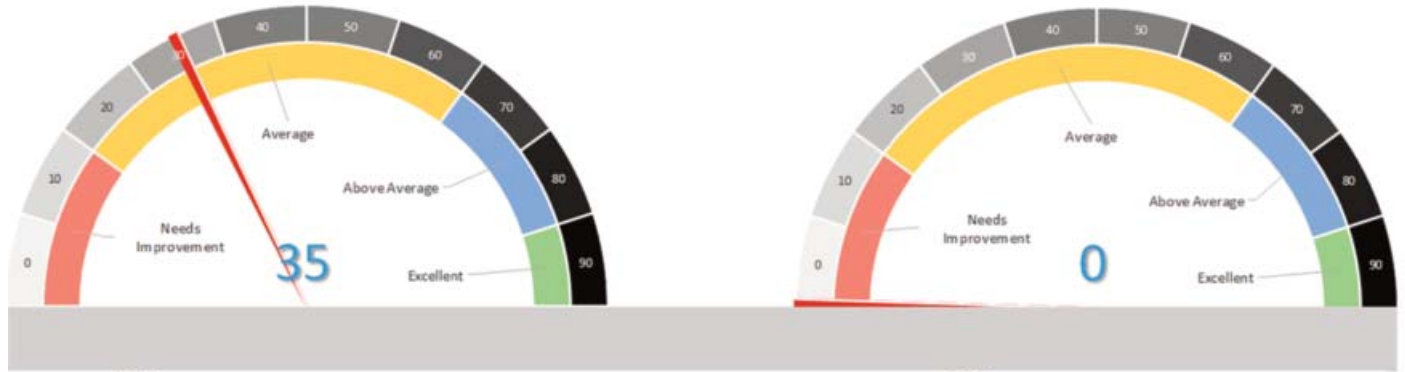
Grant Amount	\$4,893,256	
Pre-Encumbered	2,958,786	60%
Encumbered	1,691,328	35%
MOU	-	-
Active Fund	4,650,114	95%
Expended	243,142	5%
Reallocation	-	-
Unallocated	-	-

2021

Grant Amount	\$4,893,256	
Pre-Encumbered	4,803,350	98%
Encumbered	-	-
MOU	-	-
Active Fund	4,803,350	98%
Expended	90,101	2%
Reallocation	-	-
Unallocated	-	-

DEPARTMENT OF COMMUNITY DEVELOPMENT
 PY2022 CDBG COUNCIL COMMITTEE HEARING

ACTIVE ESG GRANTS
 2015 - 2021



2020

Grant Amount	\$1,858,769	
Pre-Encumbered	74,478	4%
Encumbered	1,140,400	61%
MOU	60,000	3%
Active Fund	1,274,878	69%
Expended	643,891	35%
Reallocation	-	-
Unallocated	-	-

2021

Grant Amount	\$1,852,356	
Pre-Encumbered	1,255,356	68%
Encumbered	597,000	32%
MOU	60,000	3%
Active Fund	1,912,356	100%
Expended	-	0%
Reallocation	-	-
Unallocated	-	-

ACTIVE HOPWA GRANTS
 2015 - 2021



2020

Grant Amount	\$1,579,911	
Pre-Encumbered	-	-
Encumbered	-	-
MOU	-	-
Active Fund	-	-
Expended	1,579,911	100%
Reallocation	-	-
Unallocated	-	-

2021

Grant Amount	\$1,773,969	
Pre-Encumbered	1,462,178	82%
Encumbered	-	-
MOU	-	-
Active Fund	1,462,178	82%
Expended	311,791	18%
Reallocation	-	-
Unallocated	-	-

**DEPARTMENT OF COMMUNITY DEVELOPMENT
PY2022 CDBG COUNCIL COMMITTEE HEARING**

HOUSING REHAB PROGRAMS - SHAP/RAH	\$3,998,000
NUMBER OF UNITS (HOUSING UNITS)	102

CONSOLIDATED PLAN PRIORITY & STRATEGY	TEN YEAR HOUSING PLAN, SAFE HOUSING INITIATIVE
--------------------------------------------------	-------------------------------------------------------

PROGRAM DESCRIPTION

The Division of Neighborhood Services will provide direct assistance to low to moderate-income occupants for rehabilitation, repair and maintenance of owner-occupied residential structures. Assistance is provided in the form of grants, rebates, loans or forgivable loans. Programs offered include: Repair-A-Home (RAH), Senior Housing Assistance Program (SHAP), Homeowner Rehab Gap Financing (AAH), furnace repair, furnace replacement, hot water tank replacement, tree trimming, Gutter Program, Exterior Paint Program, and other programs proposed or under development.

RESOURCES

	BUDGET	ACTUAL
Current 2021 Grant Year (2021)	\$2,776,232	\$1,634,625
Previous Full Year (2020)	\$2,776,232	\$1,277,630

Proposed Uses

AMOUNT	ACTIVITY	PROCESS TYPE
\$2,658,667	SHAP	Rolling Application
\$664,666	RAH	Rolling Application
\$66,467	Gutter Program	Rolling Application
\$132,933	Furnace Repair	Rolling Application
\$465,267	Furnace/Hot Water Tank Replacement	Rolling Application

Prior Year Contracts

AMOUNT	ACTIVITY	RECIPIENT
\$2,278,801	Senior Homeowner Repair Assistance (SHAP)	Approved Applicants
\$497,431	Repair-A-Home (RAH)	Approved Applicants

ACCOMPLISHMENTS (Units)

	PROPOSED	ACTUAL
Current 2021 Grant Year (2021)	102	36*
Previous Grant Year (2020)	136	64

* 2021 YTD

**DEPARTMENT OF COMMUNITY DEVELOPMENT
PY2022 CDBG COUNCIL COMMITTEE HEARING**

MODEL BLOCK	\$200,000
NUMBER OF UNITS (HOUSING UNITS)	8

CONSOLIDATED PLAN PRIORITY & STRATEGY	TEN YEAR HOUSING PLAN, STRATEGIC INITIATIVES
--------------------------------------------------	-----------------------------------------------------

PROGRAM DESCRIPTION

Model Block Initiative - The Model Block initiative is based upon the premise that a concentration of vacant building rehabilitation and existing owner’s investment in exterior enhancement. The Model Block program will provide a source of public investment capital to remove blight and preserve neighborhood buildings in focused areas.

RESOURCES

	BUDGET	ACTUAL
Current 2021 Grant Year (2021)	\$200,000	\$190,000
Previous Full Year (2020)	N/A (new)	\$N/A (new)

Proposed Uses

AMOUNT	ACTIVITY	PROCESS TYPE
\$200,000	Model Block Program	Request for Proposals

Prior Year Contracts

AMOUNT	ACTIVITY	RECIPIENT
\$100,000	Model Block Program	Greater Collinwood CDC
\$100,000	Model Block Program	Bellaire-Puritas CDC

ACCOMPLISHMENTS (Units)

	PROPOSED	ACTUAL
Current Grant Year (2021)	N/A (new)	N/A (new)
Previous Grant Year (2020)	N/A (new)	N/A (new)

**DEPARTMENT OF COMMUNITY DEVELOPMENT
PY2022 CDBG COUNCIL COMMITTEE HEARING**

NEIGHBORHOOD INITIATIVE	\$200,000
NUMBER OF UNITS (HOUSING UNITS)	20

CONSOLIDATED PLAN PRIORITY & STRATEGY	TEN YEAR HOUSING PLAN, STRATEGIC INITIATIVES
--------------------------------------------------	-----------------------------------------------------

PROGRAM DESCRIPTION

The Neighborhood Initiative targets “fringe neighborhoods” or those that exist just outside of growth areas in the City of Cleveland. These areas have seen disinvestment in the wake of tremendous growth in close proximity. The initiative will utilize a suite of strategic programs, tools, and approaches designed to restore value, create wealth, and opportunity in several targeted geographies citywide. The selected neighborhoods are: Glenville/Circle North, Clark-Fulton/MetroHealth District, Buckeye/Shaker Square, Woodhill, Old Brooklyn/Broadview and Collinwood/Lakeshore. The Department of Community Development administers grants and loans allocated by the City to the projects and programs and participates in coordination work to align resources with the neighborhood plans and stakeholder visions.

RESOURCES

	BUDGET	ACTUAL
Current 2021 Grant Year (2021)	N/A	N/A
Previous Full Year (2020)	N/A	N/A

Proposed Uses

AMOUNT	ACTIVITY	PROCESS TYPE
\$200,000	Woodhill Choice CCI	Project Delivery

Prior Year Contracts

AMOUNT	ACTIVITY	RECIPIENT
N/A	N/A	N/A

ACCOMPLISHMENTS (Units)

	PROPOSED	ACTUAL
Current 2021 Grant Year (June 1 - Dec. 31)	N/A (new)	N/A (new)
Previous Full Year (2020)	N/A (new)	N/A (new)

**DEPARTMENT OF COMMUNITY DEVELOPMENT
PY2022 CDBG COUNCIL COMMITTEE HEARING**

COMPETITIVE LEAD GRANTS	\$800,000
NUMBER OF UNITS (HOUSING UNITS)	120

CONSOLIDATED PLAN PRIORITY & STRATEGY	TEN YEAR HOUSING PLAN, SAFE HOUSING INITIATIVE
--------------------------------------------------	-------------------------------------------------------

PROGRAM DESCRIPTION

The Lead Hazard Control Grant Program was created to protect children from lead-based paint hazards. The program is designed to maximize the combination of children protected from lead poisoning and housing units where lead-hazards are controlled. All identified interior and exterior lead-based paint hazards are to be controlled so that the housing unit will achieve “clearance” in order to confirm that all hazards have been properly addressed. The clearance process includes both a visual evaluation and dust-wipe sampling. The scope of work eligible for the program will be determined by the Lead Inspection/Risk Assessment completed by the Risk Assessor. All programs participants are encouraged to provide assistance to the project by either performing some of the required measures and/or making a financial contribution of \$600.00 or more per unit.



RESOURCES

	BUDGET	ACTUAL
Current 2021 Grant Year (2021)	\$1,415,512	\$552,731
Previous Full Year (2020)	\$2,040,000	\$878,159

Proposed Uses

AMOUNT	ACTIVITY	PROCESS TYPE
\$800,000	CDBG Match for HUD Lead Grant	Match

Prior Year Contracts

AMOUNT	ACTIVITY	RECIPIENT
\$1,440,000	Lead Hazard Reduction	Approved Applicants

ACCOMPLISHMENTS (Units)

	PROPOSED	ACTUAL
Current 2021 Grant Year (2021)	112	33*
Previous Grant Year (2020)	170	54

*2021 TYD

**DEPARTMENT OF COMMUNITY DEVELOPMENT
PY2022 CDBG COUNCIL COMMITTEE HEARING**

LEAD SAFE COALITION EFFORTS	\$200,000
NUMBER OF UNITS (HOUSING UNITS)	16

CONSOLIDATED PLAN PRIORITY & STRATEGY	TEN YEAR HOUSING PLAN, STRATEGIC INITIATIVES
--------------------------------------------------	-----------------------------------------------------

PROGRAM DESCRIPTION

The Lead Safe Cleveland Coalition is a public-private partnership formed to address the issue of lead poisoning in our community. The Coalition is focused on preventing lead poisoning. The centerpiece of this effort is the Lead Safe Certification administered by the Department of Building and Housing. The Coalition also works on education and community engagement, increased screening and testing for lead poisoning, and early intervention for children and families impacted by lead.

RESOURCES

	BUDGET	ACTUAL
Current 2021 Grant Year (2021)	\$1,125,000	\$952,000
Previous Full Year (2020)	\$2,375,000	\$2,000,000

Proposed Uses

AMOUNT	ACTIVITY	PROCESS TYPE
\$200,000	Pilots for Residential Displacement	Request for Proposals

Prior Year Contracts

AMOUNT	ACTIVITY	RECIPIENT
\$1,500,000	Loan Loss Reserve	CHN Housing Capital

ACCOMPLISHMENTS (Units)

	PROPOSED	ACTUAL
Current 2021 Grant Year (2021)	100	62*
Previous Grant Year (2020)	50	8

*2021 TYD

**DEPARTMENT OF COMMUNITY DEVELOPMENT
PY2022 CDBG COUNCIL COMMITTEE HEARING**

HOUSING TRUST FUND	\$5,272,000
NUMBER OF UNITS (HOUSING UNITS)	134

CONSOLIDATED PLAN PRIORITY & STRATEGY	TEN YEAR HOUSING PLAN, AFFORDABLE HOUSING EXPANSION AND PRESERVATION
--------------------------------------------------	-----------------------------------------------------------------------------

PROGRAM DESCRIPTION

The Housing Trust Fund will provide a source of public capital for investment in housing development projects that will increase the supply of new or rehabilitated units that are affordable to lower income households. Awards are underwritten subject to HUD HOME regulations to fund the reasonable gap in order to make to project feasible. Consideration for projects whose requests exceed the maximum will be reviewed on a case-by-case basis based on project complexity, strategic importance, and available funding. All housing development projects receiving assistance through the Housing Trust Fund must comply with the requirements of the Cleveland Green Building Standard. This will assure that all future Housing Trust Fund projects are designed and built using practices that reduce building operating costs, prevent unhealthy living environments, conserve energy and natural resources.

RESOURCES

	BUDGET	ACTUAL
Current 2021 Grant Year (2021)	\$2,872,109	\$2,778,747
Previous Full Year (2020)	\$3,411,143	\$2,493,393

Proposed Uses

AMOUNT	ACTIVITY	PROCESS TYPE
\$5,272,000	Housing Trust Fund	Rolling Application

Prior Year Contracts

AMOUNT	ACTIVITY	RECIPIENT
\$3,480,000	See HTF RFP Decision Memo	Developers

ACCOMPLISHMENTS (Units)

	PROPOSED	ACTUAL
Current Grant Year (2021)	71	17*
Previous Grant Year (2020)	85	47

*2021 TYD

**DEPARTMENT OF COMMUNITY DEVELOPMENT
PY2022 CDBG COUNCIL COMMITTEE HEARING**

CHDO SET-ASIDE	\$668,000
NUMBER OF UNITS (HOUSING UNITS)	16

CONSOLIDATED PLAN PRIORITY & STRATEGY	TEN YEAR HOUSING PLAN, AFFORDABLE HOUSING EXPANSION AND PRESERVATION
--------------------------------------------------	-----------------------------------------------------------------------------

PROGRAM DESCRIPTION

At least 15 percent of HOME Investment Partnerships Program (HOME) funds must be set aside for specific activities to be undertaken by a special type of nonprofit called a Community Housing Development Organization (CHDO). A CHDO is a private nonprofit, community-based organization that has staff with the capacity to develop affordable housing for the community it serves. A qualified CHDO must act as the owner, developer, or sponsor of a project that is an eligible set-aside activity. These eligible set-aside activities include: the acquisition and/or rehabilitation of rental housing; new construction of rental housing; acquisition and/or rehabilitation of homebuyer properties; new construction of homebuyer properties; and direct financial assistance to purchasers of HOME-assisted housing that has been developed with HOME funds by the CHDO.

RESOURCES

	BUDGET	ACTUAL
Current 2021 Grant Year (2021)	\$668,000	\$668,000
Previous Full Year (2020)	\$668,000	\$668,000

Proposed Uses

AMOUNT	ACTIVITY	PROCESS TYPE
\$668,000	CHDO Set-Aside	Rolling Application

Prior Year Contracts

AMOUNT	ACTIVITY	RECIPIENT
\$295,102	EDEN V	Eden Inc.
\$600,000	Southwest Detroit Shoreway Homes	Northwest CDC
\$600,000	Cleveland Scholar House	CHN Housing Capital
\$668,000	Larchmere Apartments	First Interstate

ACCOMPLISHMENTS (Units)

	PROPOSED	ACTUAL
Current Grant Year (2021)	16	0*
Previous Grant Year (2020)	16	88

*2021 TYD

**DEPARTMENT OF COMMUNITY DEVELOPMENT
PY2022 CDBG COUNCIL COMMITTEE HEARING**

MIDDLE NEIGHBORHOODS	\$200,000
NUMBER OF UNITS (HOUSING UNITS)	5

CONSOLIDATED PLAN PRIORITY & STRATEGY	TEN YEAR HOUSING PLAN, STRATEGIC INITIATIVES
--------------------------------------------------	-----------------------------------------------------

PROGRAM DESCRIPTION

Cleveland's Middle Neighborhood Initiative is focused on delivering unique and specific strategies to areas often overlooked by the City of Cleveland and its community development ecosystem. Though often misunderstood as representing the "middle" of incomes, socio-economic class or home values, the reality is that the Initiative has uncovered three subsets of neighborhoods each representing different populations, incomes and neighborhood characteristics. The majority of the Middle Neighborhood targeted areas are comprised of low-income households. These neighborhoods have consistently depressed home values that are often the results of historic redlining and contemporary discriminatory housing practices. The Middle Neighborhood Initiative has developed grant and loan tools to target these important areas of Cleveland.

RESOURCES

	BUDGET	ACTUAL
Current 2021 Grant Year (2021)	N/A (New)	N/A (New)
Previous Full Year (2020)	N/A (New)	N/A (New)

Proposed Uses

AMOUNT	ACTIVITY	PROCESS TYPE
\$200,000	Construction Gap (MN)	Request for Proposals
\$40,000	GRANT - Survey work Lee Harvard	Request for Proposals

Prior Year Contracts

AMOUNT	ACTIVITY	RECIPIENT
\$1,000,000	GF - Middle Neighborhoods N Loan Loss Reserve	CHN

ACCOMPLISHMENTS (Units)

	PROPOSED	ACTUAL
Current Grant Year (2021)	N/A (New)	N/A (New)
Previous Grant Year (2020)	N/A (New)	N/A (New)

**DEPARTMENT OF COMMUNITY DEVELOPMENT
PY2022 CDBG COUNCIL COMMITTEE HEARING**

FHACT 50 - CLARK/FULTON	\$300,000
NUMBER OF UNITS (HOUSING UNITS)	180

CONSOLIDATED PLAN PRIORITY & STRATEGY	TEN YEAR HOUSING PLAN, STRATEGIC INITIATIVES
--------------------------------------------------	-----------------------------------------------------

PROGRAM DESCRIPTION

The City of Cleveland, along with Columbus and Cincinnati, elected to participate in the Ohio Housing Finance Agency (OHFA) FHAct50 Building Opportunity Fund pilot in 2018. The pilot allows the City of Cleveland to dedicate \$3M of low-income housing tax credits (LIHTC) to a target area in the City over three years, 2019-2021. This will result in \$30 million in equity for projects. The goal of FHAct50 is to preserve affordable housing in neighborhoods that are quickly revitalizing or demonstrating the beginnings of strong market rate activity. Through a Request for Proposals process, the City selected the neighborhood of Clark-Fulton. The \$3M of LIHTC has been allocated to three projects: Northern Ohio Blanket Mills, MetroHealth Gateway, and Arch at St. Michaels.

RESOURCES

	BUDGET	ACTUAL
Current 2021 Grant Year (2021)	N/A (New)	N/A (New)
Previous Full Year (2020)	N/A (New)	N/A (New)

Proposed Uses

AMOUNT	ACTIVITY	PROCESS TYPE
\$300,000	Contingency for FHAct50 Projects	Project Delivery

Prior Year Contracts

AMOUNT	ACTIVITY	RECIPIENT
\$1,700,000	Northern Ohio Blanket Mills	Levin
\$1,200,000	MetroGateway	NPR
\$1,900,000	Arch at St. Michaels	CHN Housing Capital

ACCOMPLISHMENTS (Units)

	PROPOSED	ACTUAL
Current Grant Year (2021)	N/A (New)	N/A (New)
Previous Grant Year (2020)	N/A (New)	N/A (New)

**DEPARTMENT OF COMMUNITY DEVELOPMENT
PY2022 CDBG COUNCIL COMMITTEE HEARING**

PROJECT CLEAN	\$1,210,000
NUMBER OF UNITS (PARCELS)	18,000

CONSOLIDATED PLAN PRIORITY & STRATEGY	TEN YEAR HOUSING PLAN, STRATEGIC INITIATIVES
--------------------------------------------------	-----------------------------------------------------

PROGRAM DESCRIPTION

Seasonal work crews are hired during the spring and summer to clean and cut vacant blighted city-owned lots, primarily in low/moderate income areas. These lots are targeted for redevelopment through the city's land reutilization program. The purpose of the City Land Bank is to acquire vacant and abandoned tax delinquent residential property and to market the property to individuals, developers and non-profit organizations for productive reuse. Funding supports the use of vacant, city-owned property as garden sites, provision of gardening supplies, and technical assistance to developers of neighborhood gardens. Produce generated is distributed among the Cleveland residents maintaining the sites and is donated to local food pantries.

RESOURCES

	BUDGET	ACTUAL
Current Grant Year (2021)	\$1,160,690	\$9,398
Previous Grant Year (2020)	\$1,210,999	\$1,515,512

Proposed Uses

AMOUNT	ACTIVITY	PROCESS TYPE
\$1,210,000	Project Clean	Project Delivery

Prior Year Contracts

AMOUNT	ACTIVITY	RECIPIENT
\$1,000,000	Locations cleaned	14,707
\$100,000	Trees Pruned	26
\$110,000	Trees Cut	92

ACCOMPLISHMENTS (Units)

	PROPOSED	ACTUAL
Current Grant Year (2021)	18,000	TBD
Previous Grant Year (2020)	16,000	59,170

**DEPARTMENT OF COMMUNITY DEVELOPMENT
PY2022 CDBG COUNCIL COMMITTEE HEARING**

ABATEMENT, DEMOLITION AND BOARD-UP	\$1,050,000
NUMBER OF UNITS (DEMOLITIONS)	75
NUMBER OF UNITS (BOARD-UPS)	800

CONSOLIDATED PLAN PRIORITY & STRATEGY	TEN YEAR HOUSING PLAN, STRATEGIC INITIATIVES
--------------------------------------------------	-----------------------------------------------------

PROGRAM DESCRIPTION

The Department of Building and Housing will administer a demolition program for condemned structures that pose a threat to the health/safety of Cleveland Residents.

RESOURCES

	BUDGET	ACTUAL
Current Grant Year (2021)	\$850,690	\$909,094
Previous Grant Year (2020)	\$1,000,000	\$1,775,084

Proposed Uses

AMOUNT	ACTIVITY	PROCESS TYPE
\$31,899	Demolitions	Program Delivery
\$1,018,101	Board-Ups	Program Delivery

Prior Year Contracts

AMOUNT	ACTIVITY	RECIPIENT
\$1,378,750	Demolitions	Department of Building & Housing
\$396,334	Board-Ups	Department of Building & Housing

ACCOMPLISHMENTS (Units)

	PROPOSED	ACTUAL
Current Grant Year (2021)	N/A (based on public safety and needs)	Demolitions - 0* Board-Ups - 565*
Previous Grant Year (2020)	N/A (based on public safety and needs)	Demolitions - 36 Board-Ups - 1,149

*2021 YTD

**DEPARTMENT OF COMMUNITY DEVELOPMENT
PY2022 CDBG COUNCIL COMMITTEE HEARING**

NEIGHBORHOOD DEVELOPMENT ACTIVITIES	\$7,600,000
NUMBER OF UNITS	N/A

CONSOLIDATED PLAN PRIORITY & STRATEGY	OTHER ACTIVITIES
--------------------------------------------------	-------------------------

PROGRAM DESCRIPTION

The Neighborhood Development Activities Program (NDA) supports housing, public services, commercial services and other CDBG-eligible activities that provide a direct benefit to low and moderate income areas and residents. In addition to allocating \$435,294 to each Ward in the City; this line-item provides a special set-aside of \$200,000 for the Senior Transportation Connection Program, which is an essential resource for seniors who rely on the program for errands, medical appointments and socialization. In 2021, the NDA Program accounted for 85% of the operating support awarded to Community Development Corporations (CDCs) for housing development and homeownership programs, commercial development and related public service activities.

RESOURCES

	BUDGET	ACTUAL
Current Grant Year (2021)	\$7,600,000	\$3,481,174
Previous Grant Year (2020)	\$7,600,000	\$12,569,176

Proposed Uses

AMOUNT	ACTIVITY	PROCESS TYPE
\$7,400,000	Various ND Activities	PIF (Wards 1 - 17)
\$200,000	Senior Transportation	PIF

Prior Year Contracts

AMOUNT	ACTIVITY	RECIPIENT
\$7,400,000	Various ND Activities- See Appendix	PIF
\$200,000	Senior Transportation	Senior Transportation

ACCOMPLISHMENTS (Units)

	PROPOSED	ACTUAL
Current Grant Year (2021)	N/A	N/A
Previous Grant Year (2020)	N/A	N/A

**DEPARTMENT OF COMMUNITY DEVELOPMENT
PY2022 CDBG COUNCIL COMMITTEE HEARING**

COMMUNITY DEVELOPMENT CORPORATION ACTIVITY GRANTS	\$1,200,000
NUMBER OF UNITS (VARIOUS)	5,000

CONSOLIDATED PLAN PRIORITY & STRATEGY	TEN-YEAR HOUSING PLAN, STRATEGIC INITIATIVES
--------------------------------------------------	-----------------------------------------------------

PROGRAM DESCRIPTION

The Community Development Corporation (CDC) Activity Grant Program provides operating support to neighborhood-based organizations that are engaged in CDBG-eligible housing activities, commercial development and related public service activities in a defined geographic area. Seventeen (17) CDCs were funded in PY2021. Through a Request for Proposal (RFP), CDCs propose activities that are appropriate for their service area; and that are consistent with the Connecting Cleveland 2020 Citywide Plan and other approved neighborhood plans. Proposals must describe program staffing, and steps the CDCs will take to arrive at measurable accomplishments and benchmarks that can be reported to HUD on a quarterly basis. Funding will cover a 12-month performance period and will be comprised of Departmental and Neighborhood Development Activity allocations.

RESOURCES

	BUDGET	ACTUAL
Current Grant Year (2021)	\$1,146,000	\$4,483,971 ¹
Previous Grant Year (2020)	\$1,121,932	\$6,313,444 ¹

Proposed Uses

AMOUNT	ACTIVITY	PROCESS TYPE
\$1,200,000	Departmental Competitive CDC Activity Grant	Request for Proposals
~\$5,100,000	NDA Council Awards	Project Initiation Form (PIF)

Prior Year Contracts

AMOUNT	ACTIVITY	RECIPIENT
\$7,227,662	See Award List and Decision Memo in Appendix	Various CDCs

ACCOMPLISHMENTS (Units)

	PROPOSED	ACTUAL
Current Grant Year (2021)	5,000	1,205*
Previous Grant Year (2020)	5,000	3,327

¹ Includes expenditures from Neighborhood Development Activities (NDAs)
* 2021 YTD

**DEPARTMENT OF COMMUNITY DEVELOPMENT
PY2022 CDBG COUNCIL COMMITTEE HEARING**

CITYWIDE GRANTS	\$150,000
NUMBER OF UNITS (HOUSING UNITS)	500

CONSOLIDATED PLAN PRIORITY & STRATEGY	TEN-YEAR HOUSING PLAN, STRATEGIC INITIATIVES
--------------------------------------------------	-----------------------------------------------------

PROGRAM DESCRIPTION

This program provides activity grants to Citywide organizations for CDBG eligible services, public facility activities, economic development activities and real estate development activities in strategic geographic areas and neighborhoods. The primary objective is to fund activities that stabilize existing housing, provide housing opportunities for low-income residents, and improve the quality of life in Cleveland neighborhoods. Citywide organizations that either operate programs that provide a direct benefit to low- and moderate-income residents or help support City programs that provide the direct benefit to low- and moderate-income residents.

RESOURCES

	BUDGET	ACTUAL
Current Grant Year (2021)	\$344,345	\$314,516
Previous Grant Year (2020)	\$305,000	\$259,024

Proposed Uses

AMOUNT	ACTIVITY	PROCESS TYPE
\$150,000	Citywides	Request for Proposals

Prior Year Contracts

AMOUNT	ACTIVITY	RECIPIENT
\$10,000	Stabilizing CLE Neighborhoods	Cleveland Restoration Society
\$152,000 ¹	Heritage Home Loans	Cleveland Restoration Society
\$50,000	Foreclosure Prevention and Counseling	Empowering & Strengthening Ohio's People
\$47,024 ¹	Business Technical Assistance	NE OH Hispanic Business Center

ACCOMPLISHMENTS (Units)

	PROPOSED	ACTUAL
Current Grant Year (2021)	500	231*
Previous Grant Year (2020)	975	759

¹ Includes expenditures from Neighborhood Development Activities (NDAs)
* 2021 YTD

**DEPARTMENT OF COMMUNITY DEVELOPMENT
PY2022 CDBG COUNCIL COMMITTEE HEARING**

CITYWIDE GRANTS	\$150,000
NUMBER OF UNITS (PERSONS SERVED)	1,100

CONSOLIDATED PLAN PRIORITY & STRATEGY	TEN-YEAR HOUSING PLAN, SAFE HOUSING INITIATIVES
--------------------------------------------------	--------------------------------------------------------

PROGRAM DESCRIPTION

Department of Aging provides support to the Department of Community Department’s SHAP Program, CHORE program, and other programs under Home Repair programs in the form of applicant identification, applicant intake and associated program support with Department of Aging staff. Chore staff include three year round staff and two seasonal staff who cut grass, rake leaves, shovel snow paths and perform heavy chores for older adults and adults with disabilities. Assistance will come in the form of grants, rebates, loans or forgivable loans.

RESOURCES

	BUDGET	ACTUAL
Current Grant Year (2021)	\$280,000	\$0
Previous Grant Year (2020)	\$280,000	\$198,788

Proposed Uses

AMOUNT	ACTIVITY	PROCESS TYPE
\$150,000	Safe Housing Citywide Grants	Department of Aging

Prior Year Contracts

AMOUNT	ACTIVITY	RECIPIENT
\$150,000	Chore Program	Department of Aging

ACCOMPLISHMENTS (Units)

	PROPOSED	ACTUAL
Current Grant Year (2021)	1,100	640*
Previous Grant Year (2020)	1,100	1,093

* 2021 YTD

**DEPARTMENT OF COMMUNITY DEVELOPMENT
PY2022 CDBG COUNCIL COMMITTEE HEARING**

CITYWIDE GRANTS	\$150,000
NUMBER OF UNITS (HOUSING UNITS)	-

CONSOLIDATED PLAN PRIORITY & STRATEGY	TEN-YEAR HOUSING PLAN, AFFORDABLE HOUSING EXPANSION AND PRESERVATION
--------------------------------------------------	---------------------------------------------------------------------------------

PROGRAM DESCRIPTION

The Department of Community Development provides operating support to several partner agencies that are administering programs to preserve and improve the city's housing stock, and help families increase wealth and achieve economic mobility through homeownership.

RESOURCES

	BUDGET	ACTUAL
Current Grant Year (2021)	\$247,000	\$202,440
Previous Grant Year (2020)	\$445,250	\$612,321 ¹

Proposed Uses

AMOUNT	ACTIVITY	PROCESS TYPE
\$150,000	Safe Housing Citywide Grants	Request for Proposal

Prior Year Contracts

AMOUNT	ACTIVITY	RECIPIENT
\$40,000	Pre-Purchase Counseling	CHN Housing Partners
\$320,000 ¹	Tool Loan and Counseling	Community Housing Solutions
\$185,000 ¹	Furnace Repair	Community Housing Solutions
\$12,000	Fair Housing and Investigation Program	Housing Research and Advocacy Center
\$25,321	Financial Literacy	Spanish American Committee
\$30,000	Mi Casa Housing Counseling	Spanish American Committee

ACCOMPLISHMENTS (Units)

	PROPOSED	ACTUAL
Current Grant Year (2021)	256	20*
Previous Grant Year (2020)	3,930	1,283

¹ Includes expenditures from Neighborhood Development Activities (NDAs)
* 2021 YTD

**DEPARTMENT OF COMMUNITY DEVELOPMENT
PY2022 CDBG COUNCIL COMMITTEE HEARING**

CITYWIDE GRANTS	\$150,000
NUMBER OF UNITS (HOUSING UNITS)	6

CONSOLIDATED PLAN PRIORITY & STRATEGY	TEN-YEAR HOUSING PLAN, SUPPORTING HOUSING INFILL DEVELOPMENT
--------------------------------------------------	---------------------------------------------------------------------

PROGRAM DESCRIPTION

The Department funds a number of programs with partners to provide development assistance citywide for housing rehabilitation and small business support.

RESOURCES

	BUDGET	ACTUAL
Current Grant Year (2021)	N/A	N/A
Previous Grant Year (2020)	N/A	N/A

Proposed Uses

AMOUNT	ACTIVITY	PROCESS TYPE
\$150,000	Infill Housing Citywide Grants	Request for Proposals

Prior Year Contracts

AMOUNT	ACTIVITY	RECIPIENT
N/A	N/A	N/A

ACCOMPLISHMENTS (Units)

	PROPOSED	ACTUAL
Current Grant Year (2021)	N/A (new)	N/A (new)
Previous Grant Year (2020)	N/A (new)	N/A (new)

**DEPARTMENT OF COMMUNITY DEVELOPMENT
PY2022 CDBG COUNCIL COMMITTEE HEARING**

SYSTEMIC POVERTY	\$1,100,000
NUMBER OF UNITS (PERSONS SERVED)	14,600

CONSOLIDATED PLAN PRIORITY & STRATEGY	ENDING POVERTY AND RACIAL DISPARITIES, PUBLIC SERVICES ADDRESSING NEIGHBORHOOD REVITALIZATION STRATEGY AREA
--------------------------------------------------	------------------------------------------------------------------------------------------------------------------------

PROGRAM DESCRIPTION

Cleveland had the highest poverty rate among large U.S. cities in 2019; overtaking Detroit, according to data released by the U.S. Census Bureau: 46.1% of children in Cleveland (over 37,700) are living in poverty. The Department of Community Development's Third Party Social Services Program seeks to address the root causes of poverty, alleviate the impacts of poverty, and/or aligns city resources to reduce poverty through community collaborations. Funding provides program and operating support through a competitive process to nonprofit agencies and City departments for services that directly impact low to moderate income Cleveland residents.

RESOURCES

	BUDGET	ACTUAL
Current Grant Year (2021)	\$456,671	\$73,103
Previous Grant Year (2020)	\$656,676	\$545,489 ¹

Proposed Uses

AMOUNT	ACTIVITY	PROCESS TYPE
\$1,100,000	Social Service Program	Request for Proposals

Prior Year Contracts

AMOUNT	ACTIVITY	RECIPIENT
\$456,671	See Social Svcs. Awards in Appendix and Decision Memo	Non-Profit Organizations

ACCOMPLISHMENTS (Units)

	PROPOSED	ACTUAL
Current Grant Year (2021)	14,600	5,339*
Previous Grant Year (2020)	40,427	57,997

¹ Includes expenditures from Neighborhood Development Activities (NDAs)
* 2021 YTD

**DEPARTMENT OF COMMUNITY DEVELOPMENT
PY2022 CDBG COUNCIL COMMITTEE HEARING**

YOUTH VIOLENCE	\$150,000
NUMBER OF UNITS (PERSONS SERVED)	2,000

CONSOLIDATED PLAN PRIORITY & STRATEGY	ENDING POVERTY AND RACIAL DISPARITIES, PUBLIC SERVICES ADDRESSING NEIGHBORHOOD REVITALIZATION STRATEGY AREA
--------------------------------------------------	------------------------------------------------------------------------------------------------------------------------

PROGRAM DESCRIPTION

The Department of Community Development supports programs and initiatives that address the root cause of youth violence, alleviate the impact of youth violence and/or aligns city resources and creates community collaborations to reduce youth violence. Using a public health approach, our funding supports activities that help youth build skills to succeed in school, at home, in the workforce and community. These services are funded through the Third Party Social Services Program, which is a competitive process supporting nonprofit agencies and City departments administering activities that directly impact low to moderate income Cleveland residents.

RESOURCES

	BUDGET	ACTUAL
Current Grant Year (2021)	\$379,963	\$3,072
Previous Grant Year (2020)	\$501,275	\$409,716 ¹

Proposed Uses

AMOUNT	ACTIVITY	PROCESS TYPE
\$150,000	Social Service Program	Request for Proposals

Prior Year Contracts

AMOUNT	ACTIVITY	RECIPIENT
\$379,963	See Social Services RFP Decision Memo	Non-Profit Organizations

ACCOMPLISHMENTS (Units)

	PROPOSED	ACTUAL
Current Grant Year (2021)	2,000	1,007*
Previous Grant Year (2020)	10,782	3,843

¹ Includes expenditures from Neighborhood Development Activities (NDAs)
* 2021 YTD

**DEPARTMENT OF COMMUNITY DEVELOPMENT
PY2022 CDBG COUNCIL COMMITTEE HEARING**

POVERTY AND ACCESSIBILITY AMONG ELDERLY	\$300,000
NUMBER OF UNITS (PERSONS SERVED)	4,000

CONSOLIDATED PLAN PRIORITY & STRATEGY	ENDING POVERTY AND RACIAL DISPARITIES, PUBLIC SERVICES ADDRESSING NEIGHBORHOOD REVITALIZATION STRATEGY AREA
--------------------------------------------------	--------------------------------------------------------------------------------------------------------------------

PROGRAM DESCRIPTION

The 2019 data shows a continuation of another concerning trend: an increase in poor seniors. The number and share of people over age 65 who live in poverty grew in Cleveland to 22.7 percent (12,000 seniors). The Department of Community Department supports programs for seniors that provide access to housing, nutritious meals, legal services, health and wellness services, financial literacy and more to improve their quality of life. These services are funded through the Third Party Social Services Program, which is a competitive process supporting nonprofit agencies and City departments administering activities that directly impact low to moderate income Cleveland residents.

RESOURCES

	BUDGET	ACTUAL
Current Grant Year (2021)	\$812,655	\$83,714
Previous Grant Year (2020)	\$840,601	\$812,655

Proposed Uses

AMOUNT	ACTIVITY	PROCESS TYPE
\$300,000	Social Service Program	Request for Proposals

Prior Year Contracts

AMOUNT	ACTIVITY	RECIPIENT
\$812,655	See Social Services RFP Decision Memo	Various Non-Profits

ACCOMPLISHMENTS (Units)

	PROPOSED	ACTUAL
Current Grant Year (2021)	4,000	613*
Previous Grant Year (2020)	5,990	1,230

*2021 YTD

**DEPARTMENT OF COMMUNITY DEVELOPMENT
PY2022 CDBG COUNCIL COMMITTEE HEARING**

ECONOMIC OPPORTUNITIES	\$50,000
NUMBER OF UNITS (PERSONS SERVED)	600

CONSOLIDATED PLAN PRIORITY & STRATEGY	ECONOMIC OPPORTUNITY, PUBLIC SERVICE ECONOMIC OPPORTUNITIES INITIATIVES
--------------------------------------------------	------------------------------------------------------------------------------------

PROGRAM DESCRIPTION

The Department of Community Development will contract with various non-profit organizations to administer CDBG eligible public service activities that provide economic opportunities to Clevelanders, such as workforce training, employment assistance or coaching, and/or services to small business to retain or hire low- and moderate-income residents.

RESOURCES

	BUDGET	ACTUAL
Current Grant Year (2021)	\$139,624	\$154,788
Previous Grant Year (2020)	\$212,660	\$120,215

Proposed Uses

AMOUNT	ACTIVITY	PROCESS TYPE
\$50,000	Citywide RFP	Request for Proposals

Prior Year Contracts

AMOUNT	ACTIVITY	RECIPIENT
\$139,624	See Social Svcs. Awards in Appendix and Decision Memo	Various Non-Profits

ACCOMPLISHMENTS (Units)

	PROPOSED	ACTUAL
Current Grant Year (2021)	600	456*
Previous Grant Year (2020)	710	775

* 2021 YTD

**DEPARTMENT OF COMMUNITY DEVELOPMENT
PY2022 CDBG COUNCIL COMMITTEE HEARING**

OTHER PUBLIC SERVICES

\$150,000

NUMBER OF UNITS (PERSONS SERVED)

2,000

CONSOLIDATED PLAN PRIORITY & STRATEGY

**ENDING POVERTY AND RACIAL DISPARITIES, PUBLIC SERVICES
ADDRESSING NEIGHBORHOOD REVITALIZATION STRATEGY AREA**

PROGRAM DESCRIPTION

These services are funded through the Third Party Social Services Program, which is a competitive process supporting nonprofit agencies and City departments administering activities that directly impact low to moderate income Cleveland residents. The Department issues a Request for Proposals (RFPs) to current grantees and other agencies that have requested applications throughout the year. A Proposal Review Committee considers all requests and prepares funding recommendations.

RESOURCES

	BUDGET	ACTUAL
Current Grant Year (2021)	\$181,113	\$18,243
Previous Grant Year (2020)	\$148,264	\$102,938

Proposed Uses

AMOUNT	ACTIVITY	PROCESS TYPE
\$150,000	Social Service Program	Request for Proposals

Prior Year Contracts

AMOUNT	ACTIVITY	RECIPIENT
\$181,113	See Social Svcs. Awards in Appendix and Decision Memo	Various Non-Profits

ACCOMPLISHMENTS (Units)

	PROPOSED	ACTUAL
Current Grant Year (2021)	2,000	10,275*
Previous Grant Year (2020)	3,921	9,433

* 2021 YTD

**DEPARTMENT OF COMMUNITY DEVELOPMENT
PY2022 CDBG COUNCIL COMMITTEE HEARING**

LAND BANK DEVELOPMENT INITIATIVES	\$150,000
NUMBER OF UNITS (HOUSING UNITS)	6

CONSOLIDATED PLAN PRIORITY & STRATEGY	TEN-YEAR HOUSING PLAN, SUPPORTING HOUSING INFILL DEVELOPMENT
--------------------------------------------------	---------------------------------------------------------------------

PROGRAM DESCRIPTION

This initiative is the use of parcels in the City’s Land Bank for infill housing in the form to address issues of slum and blight, address improvements in low- and moderate-income areas and/or provide low and moderate-income housing.

RESOURCES

	BUDGET	ACTUAL
Current Grant Year (2021)	N/A	N/A
Previous Grant Year (2020)	N/A	N/A

Proposed Uses

AMOUNT	ACTIVITY	PROCESS TYPE
\$150,000	Land Bank Housing Development Initiatives	Request for Proposals

Prior Year Contracts

AMOUNT	ACTIVITY	RECIPIENT
N/A	N/A	N/A

ACCOMPLISHMENTS (Units)

	PROPOSED	ACTUAL
Current Grant Year (2021)	N/A (new)	N/A (new)
Previous Grant Year (2020)	N/A (new)	N/A (new)

**DEPARTMENT OF COMMUNITY DEVELOPMENT
PY2022 CDBG COUNCIL COMMITTEE HEARING**

LAND BANK DEVELOPMENT INITIATIVES	\$40,000
NUMBER OF UNITS (PARCELS)	-

CONSOLIDATED PLAN PRIORITY & STRATEGY	ECONOMIC OPPORTUNITY, LAND BANK ECONOMIC DEVELOPMENT INITIATIVE
--------------------------------------------------	------------------------------------------------------------------------

PROGRAM DESCRIPTION

This initiative is the use of parcels in the City’s Land Bank for commercial, industrial, mixed-use or other developments that address issues of slum and blight, address improvements in low- and moderate-income areas and/or provide low- and moderate-income jobs.

RESOURCES

	BUDGET	ACTUAL
Current Grant Year (2021)	N/A	N/A
Previous Grant Year (2020)	N/A	N/A

Proposed Uses

AMOUNT	ACTIVITY	PROCESS TYPE
\$40,000	Neighborhood Revitalization Strategy Area Programs	Program Delivery

Prior Year Contracts

AMOUNT	ACTIVITY	RECIPIENT
N/A	N/A	N/A

ACCOMPLISHMENTS (Units)

	PROPOSED	ACTUAL
Current Grant Year (2021)	N/A (new)	N/A (new)
Previous Grant Year (2020)	N/A (new)	N/A (new)

**DEPARTMENT OF COMMUNITY DEVELOPMENT
PY2022 CDBG COUNCIL COMMITTEE HEARING**

PERMANENT SUPPORTIVE HOUSING	\$40,000
NUMBER OF UNITS (HOUSING UNITS)	1

CONSOLIDATED PLAN PRIORITY & STRATEGY	ENDING POVERTY AND RACIAL DISPARITIES, LAND BANK PERMANENT SUPPORTIVE HOUSING INITIATIVES
--------------------------------------------------	------------------------------------------------------------------------------------------------------

PROGRAM DESCRIPTION

This initiative is the use of parcels in the City’s Land Bank for permanent supportive housing to address homelessness or provide housing to those at-risk for homelessness. It also addresses issues of slum and blight, improvements in low- and moderate-income areas and/or provide low- and moderate-income housing.

RESOURCES

	BUDGET	ACTUAL
Current Grant Year (2021)	N/A	N/A
Previous Grant Year (2020)	N/A	N/A

Proposed Uses

AMOUNT	ACTIVITY	PROCESS TYPE
\$40,000	Land Bank Permanent Supportive Housing Initiatives	Program Delivery

Prior Year Contracts

AMOUNT	ACTIVITY	RECIPIENT
N/A	N/A	N/A

ACCOMPLISHMENTS (Units)

	PROPOSED	ACTUAL
Current Grant Year (2021)	1	N/A (new)
Previous Grant Year (2020)	N/A (new)	N/A (new)

**DEPARTMENT OF COMMUNITY DEVELOPMENT
PY2022 CDBG COUNCIL COMMITTEE HEARING**

COMMUNITY GARDENS	\$126,000
NUMBER OF UNITS (GARDEN FACILITIES)	160

CONSOLIDATED PLAN PRIORITY & STRATEGY	NEIGHBORHOOD IMPROVEMENT, COMMUNITY GARDENS
--------------------------------------------------	----------------------------------------------------

PROGRAM DESCRIPTION

Summer Sprout coordinates the use of vacant lots owned by the City, neighborhood agencies and private owners as community gardens. The Department of Community Development will enter into a contract with a non-profit organization for the administration of the program. Eligibility guidelines require that potential locations are designated by the City, the Cleveland Schools, or a non-profit organization (or if private, have permission from the private owner), and have a minimum of five gardeners pledged to work on the site. Funding supports the use of vacant, city-owned property as garden sites, provision of gardening supplies, and technical assistance to developers of neighborhood gardens. Produce generated is distributed among the Cleveland residents maintaining the sites and is donated to local food pantries.

RESOURCES

	BUDGET	ACTUAL
Current Grant Year (2021)	\$126,057	-
Previous Grant Year (2020)	\$126,057	\$104,671

Proposed Uses

AMOUNT	ACTIVITY	PROCESS TYPE
\$126,000	Ohio State University Extension Summer Sprouts	Decision Memo

Prior Year Contracts

AMOUNT	ACTIVITY	RECIPIENT
\$126,057	Ohio State University Extension Summer Sprouts	Ohio State University

ACCOMPLISHMENTS (Units)

	PROPOSED	ACTUAL
Current Grant Year (2021)	160	Summer 2022
Previous Grant Year (2020)	154	154

**DEPARTMENT OF COMMUNITY DEVELOPMENT
PY2022 CDBG COUNCIL COMMITTEE HEARING**

STOREFRONT RENOVATION	\$567,000*
NUMBER OF UNITS (BUSINESSES)	35

CONSOLIDATED PLAN PRIORITY & STRATEGY	ECONOMIC OPPORTUNITY, STOREFRONT RENOVATION
--------------------------------------------------	----------------------------------------------------

PROGRAM DESCRIPTION

The goal of the Storefront Renovation Program is to keep Cleveland’s neighborhood retail districts economically strong, visually attractive and competitive in a regional shopping market while also providing goods and services to the surrounding areas’ residents. Rebate funds are utilized to provide project rebates to Storefront Renovation Program (SRP) applicants who complete comprehensive exterior renovations on all visible elevations of eligible building types as seen from the main street and/or install new business signage on already rehabilitated buildings in retail districts of the city. All renovations are completed in accordance with the design standards established in The Cleveland Storefront Renovation Program Design Manual, which is based on the Secretary of the Interior’s Standards.

RESOURCES

	BUDGET	ACTUAL
Current Grant Year (2021)	\$309,889	\$309,889*
Previous Grant Year (2020)	\$309,889	\$309,889*

Proposed Uses

AMOUNT	ACTIVITY	PROCESS TYPE
\$323,000	Storefront Staffing	Program Delivery
\$177,000	Storefront Grants	Rolling Application

Prior Year Contracts

AMOUNT	ACTIVITY	RECIPIENT
\$50,000	Building Renovation	Three Black Knights LLC Bldg. 1 - 648-660 E. 185 St.
\$50,000	Building Renovation	Three Black Knights LLC Bldg. 2 - 662-670 E. 185 St.
\$30,000	Building Renovation	Urban Leverage LLC -Bldg. 1 - 678-688 E. 185 St.
\$30,000	Building Renovation	Urban Leverage LLC Bldg. 2 - 676 E. 185 St.
\$30,000	Building Renovation	Dante's Pizza - 4200 Rocky River Dr.
\$30,000	Building Renovation	Stephanie Paoletta Bldg. - 1385 W. 117 St.
\$25,000	Building Renovation	Solstice Bldg. - 1101 Carnegie Ave.

ACCOMPLISHMENTS (Units)

	PROPOSED	ACTUAL
Current Grant Year (2021)	35	28 ¹
Previous Grant Year (2020)	35	45 ²

¹ 5 buildings with 3 signs funded with \$139,333 in CDBG funds. 20 sign-only projects funded with \$71,209 in Kiosk funds.

² 27 buildings with or without signage funded with \$353,332 in CDBG funds. 18 signs-only projects funded with \$62,117 in Kiosk funds.

* SRP Staff costs included in Grant Year Budgets

**DEPARTMENT OF COMMUNITY DEVELOPMENT
PY2022 CDBG COUNCIL COMMITTEE HEARING**

BANK RELATIONS AND COMMUNITY REINVESTMENT	\$100,000
NUMBER OF UNITS (PROGRAMS)	1

CONSOLIDATED PLAN PRIORITY & STRATEGY	TEN-YEAR HOUSING PLAN, STRATEGIC INITIATIVES
--------------------------------------------------	-----------------------------------------------------

PROGRAM DESCRIPTION

Bank Relations continues to foster partnerships with banks, nonprofits, federal regulators, and advocacy groups to increase lending and access to safe and affordable banking services for residents and businesses in the City of Cleveland, especially for low- and moderate-income households.

RESOURCES

	BUDGET	ACTUAL
Current 2021 Grant Year (2021)	\$100,000	-
Previous Full Year (2020)	-	-

Proposed Uses

AMOUNT	ACTIVITY	PROCESS TYPE
\$100,000	Banking Relations Loan Loss Reserves	Program Delivery

Prior Year Contracts

AMOUNT	ACTIVITY	RECIPIENT
-	Community Reinvestment Plan- Key Bank	-
-	Community Reinvestment Plan- Huntington Bank	-
-	Community Reinvestment Plan- PNC	-
-	Community Reinvestment Plan- US Bank	-
-	Community Reinvestment Plan- First National Bank	-

ACCOMPLISHMENTS (Units)

	PROPOSED	ACTUAL
Current Grant Year (2021)	N/A	N/A
Previous Grant Year (2020)	N/A	N/A

**DEPARTMENT OF COMMUNITY DEVELOPMENT
PY2022 CDBG COUNCIL COMMITTEE HEARING**

CITY PUBLIC FACILITIES NORTH POINT AND FIVE POINTE \$60,000

NUMBER OF UNITS (FACILITIES) 2

CONSOLIDATED PLAN PRIORITY & STRATEGY

**NEIGHBORHOOD IMPROVEMENT, IMPROVEMENT AND
PRESERVATION OF NEIGHBORHOOD PUBLIC FACILITIES**

PROGRAM DESCRIPTION

City-owned public facilities that are not for the general conduct of government can be created or improved to serve low- and moderate-income persons, low- and moderate-income areas and/or address slum and blight. The Department of Community Developments is responsible for two such City-owned public facilities:

- North Point Transitional Housing- 1506 Superior Avenue, Cleveland, OH
- Five Pointe Community Center, also known as the Collinwood Community Services Center- 813 East 152nd Street, Cleveland, OH

RESOURCES

	BUDGET	ACTUAL
Current Grant Year (2021)	-	-
Previous Grant Year (2020)	\$1,225,000	\$785,802

Proposed Uses

AMOUNT	ACTIVITY	PROCESS TYPE
\$30,000	North Point	Contractors
\$30,000	Five Pointe	Contractors

Prior Year Contracts

AMOUNT	ACTIVITY	RECIPIENT
\$75,000	Rehab and Improvement	Five Pointe
\$1,150,000	Boiler Replacement/HVAC	North Point

ACCOMPLISHMENTS (Units)

	PROPOSED	ACTUAL
Current Grant Year (2021)	2	2
Previous Grant Year (2020)	2	2

**DEPARTMENT OF COMMUNITY DEVELOPMENT
PY2022 CDBG COUNCIL COMMITTEE HEARING**

OTHER PUBLIC FACILITIES	\$320,000
NUMBER OF UNITS (FACILITIES)	1

CONSOLIDATED PLAN PRIORITY & STRATEGY	NEIGHBORHOOD IMPROVEMENT, IMPROVEMENT AND PRESERVATION OF NEIGHBORHOOD PUBLIC FACILITIES
--------------------------------------------------	-------------------------------------------------------------------------------------------------

PROGRAM DESCRIPTION

The City is also seeking to support the creation of the Mercado on West 25th Street in the Clark-Fulton neighborhood. The Mercado is a public facility to support public service activities and small business incubator-type space for businesses to service a Low/Mod Area.

Park and Greenspace Creation: The use of public or Land Bank parcels for park and/or greenspace that address issues of slum and blight and/or address improvements in low- and moderate-income area.

Neighborhood Connections to Create Walkable Neighborhoods: The use of public or Land Bank parcels for neighborhood connections that create walkable neighborhoods, including bicycle infrastructure, that address issues of slum and blight and/or address improvements in low and moderate income area.

RESOURCES

	BUDGET	ACTUAL
Current Grant Year (2021)	N/A	N/A
Previous Grant Year (2020)	\$525,000	N/A

Proposed Uses

AMOUNT	ACTIVITY	PROCESS TYPE
\$320,000	Public Facility	Request for Proposals

Prior Year Contracts

AMOUNT	ACTIVITY	RECIPIENT
\$525,000	May Dugan Facility Improvements	May Dugan

ACCOMPLISHMENTS (Units)

	PROPOSED	ACTUAL
Current Grant Year (2021)	-	-
Previous Grant Year (2020)	1	1

**DEPARTMENT OF COMMUNITY DEVELOPMENT
PY2022 CDBG COUNCIL COMMITTEE HEARING**

CONTINUUM OF CARE	\$2,444,000
NUMBER OF UNITS (PERSONS SERVED)	3,000

CONSOLIDATED PLAN PRIORITY & STRATEGY	ENDING POVERTY AND RACIAL DISPARITIES, SUPPORT THE CITY/COUNTY
--------------------------------------------------	-----------------------------------------------------------------------

PROGRAM DESCRIPTION

As a result of continued high demand for shelter services, CDBG funds are used to supplement Emergency Solutions Grant (ESG) funds. The combined ESG and CDBG homeless services funds for shelter services are allocated through a proposal process carried out in cooperation with the Cleveland/Cuyahoga County Office of Homeless Services. In 2012, HUD restructured the Emergency Shelter Grant program as the Emergency Solutions Grant program. In addition to the previously eligible homeless shelter services, ESG funds can now also be used to support the types of activities that had previously been funded through the Homeless Prevention and Rapid Re-Housing Program (HPRP). HPRP was created as part of the stimulus bill to help prevent persons from becoming homeless and to help those who are in shelters to find housing as quickly as possible.

RESOURCES

	BUDGET	ACTUAL
Current Grant Year (2021)	\$1,852,356	\$1,269,622
Previous Grant Year (2020)	\$1,858,769	\$2,093,508

Proposed Uses

AMOUNT	ACTIVITY	PROCESS TYPE
\$2,444,000	City/County Continuum of Care	Request for Proposals

Prior Year Contracts

AMOUNT	ACTIVITY	RECIPIENT
\$1,852,356	See background statement and awards list in Appendix	Various Non-Profits

ACCOMPLISHMENTS (Units)

	PROPOSED	ACTUAL
Current Grant Year (2021)	3,000	TBD
Previous Grant Year (2020)	3,000	2,125

**DEPARTMENT OF COMMUNITY DEVELOPMENT
PY2022 CDBG COUNCIL COMMITTEE HEARING**

HOUSING FOR PERSONS WITH HIV/AIDS

\$2,403,409*

NUMBER OF UNITS (PERSONS SERVED)

410

CONSOLIDATED PLAN PRIORITY & STRATEGY

ENDING POVERTY AND RACIAL DISPARITIES, HOUSING FOR PERSONS WITH HIV/AIDS

PROGRAM DESCRIPTION

The Department of Public Health will contract with neighborhood-based service providers in a five-county area to develop long-term comprehensive strategies and incentives to promote community awareness about AIDS, and to provide resources to address the housing needs of persons with AIDS and related diseases and their families.

RESOURCES

	BUDGET	ACTUAL
Current Grant Year (2021)	\$1,773,969	\$311,791
Previous Grant Year (2020)	\$1,579,911	\$1,924,000

Proposed Uses

AMOUNT	ACTIVITY	PROCESS TYPE
\$805,375	Housing, Rent/Utility Assistance, Nutrition	Approved Applicants
\$784,181	Rental Assistance, Permanent Housing, Short-term Housing	Approved Applicants
\$402,688	Housing Case Mgmt. Services, Nutrition	Approved Applicants
\$42,388	Homelessness, medical/housing stability, individual health	Approved Applicants
\$84,776	Workforce development, employment opportunities	Approved Applicants

Prior Year Contracts

AMOUNT¹	ACTIVITY	RECIPIENT
\$730,000	AIDS Taskforce of Greater CLE	Approved Applicants
\$720,000	Emerald Devlp. & Economic Network	Approved Applicants
\$365,200	Nueva Luz Urban Resource Center	Approved Applicants
\$33,800	Joseph's Home	Approved Applicants
\$75,000	Ohio Means Jobs Cuyahoga County	Approved Applicants

ACCOMPLISHMENTS (Units)

	PROPOSED	ACTUAL
Current Grant Year (2021)	3,000	410 ²
Previous Grant Year (2020)	2,500	1,728

¹ Includes funding from prior year balances

* Includes \$284,000 proposed budgeted amount for AIDS Prevention, funded through CDBG. Balance of \$2,119,409 is HOPWA.

² 2021 YTD

**DEPARTMENT OF COMMUNITY DEVELOPMENT
PY2022 CDBG COUNCIL COMMITTEE HEARING**

GENERAL ADMINISTRATION	\$3,748,000
NUMBER OF UNITS (STAFF)	91

CONSOLIDATED PLAN PRIORITY & STRATEGY	OTHER ACTIVITIES
--------------------------------------------------	-------------------------

PROGRAM DESCRIPTION

This line-item covers management, staffing and other administrative costs incurred by the Department of Community Development. This Funding is generally disbursed as Operating Expenses, and Salaries and Benefits for employees in the Divisions of Administrative Services, Neighborhood Development and the Office of the Director.

RESOURCES

	BUDGET	ACTUAL
Current Grant Year (2021)	\$3,375,085	\$923,013
Previous Grant Year (2020)	\$3,375,085	\$2,401,019

Proposed Uses

AMOUNT	ACTIVITY	PROCESS TYPE
\$3,748,000	Personnel and Benefits; Other	Program Delivery

Prior Year Contracts

AMOUNT	ACTIVITY	RECIPIENT
\$3,375,085	General Administration	City of Cleveland

STAFF

	PROPOSED	ACTUAL
Current Grant Year (2021)	89	79
Previous Grant Year (2020)	89	89

DEPARTMENT OF COMMUNITY DEVELOPMENT
PY2022 CDBG COUNCIL COMMITTEE HEARING

2022 INDIRECT COST ALLOCATION PLAN

\$285,000

CONSOLIDATED PLAN PRIORITY & STRATEGY

OTHER ACTIVITIES

PROGRAM DESCRIPTION

The proposed Community Development Block Grant (CDBG) PY 2022 indirect cost line item budget is based on the 2008 Indirect Cost Allocation Plan (CAP) prepared by Office of Management & Budget (OBM) staff in conjunction with local consultants from Maximus, Inc. The Indirect cost rate for CDBG is 17%. Per the Finance Director for the City of Cleveland this amount for 2017 was \$0.

The CAP allocates billing rates based on the allowable costs of services provided by the City on a centralized basis to its Departments and Divisions. The purpose of the CAP is to ensure that Enterprise funds, Federal and State awards and other grants bear their fair share of central service costs recognized under state and federal guidelines and allowed under law.

Indirect Cost charges for CDBG for last 10 years are as follows:

2012	\$185,000
2013	\$285,000
2014	\$285,000
2015	\$285,000
2016	\$285,000
2017	-
2018	\$285,000
2019	\$285,000
2020	\$285,000
2021	\$285,000
2022	\$285,000

**DEPARTMENT OF COMMUNITY DEVELOPMENT
PY2022 CDBG COUNCIL COMMITTEE HEARING**

CD PLANNERS	\$180,000
NUMBER OF UNITS (STAFF)	3

CONSOLIDATED PLAN PRIORITY & STRATEGY	TEN-YEAR HOUSING PLAN, STRATEGIC INITIATIVES
--------------------------------------------------	-----------------------------------------------------

PROGRAM DESCRIPTION

CD Planners develop and monitor the contracts and budgets that support Community Development Corporations (CDCs), Citywide Development Assistance Program agencies and other third party non-profit housing and commercial service providers. CD Planners also provide guidance to grantees on compliance directives and they support the Department of Community Development's citizen participation activities. Funding supports program delivery costs incurred by the Department of Community Development in the form of staff costs, and other related direct or indirect costs.

RESOURCES

	BUDGET	ACTUAL
Current Grant Year (2021)	\$180,000	-
Previous Grant Year (2020)	\$180,000	\$180,000

Proposed Uses

AMOUNT	ACTIVITY	PROCESS TYPE
\$180,000	DAS- CD Planner Staffing Costs	Project Delivery

Prior Year Contracts

AMOUNT	ACTIVITY	RECIPIENT
\$180,000	CD Planning	Division of Administrative Services

STAFF

	PROPOSED	ACTUAL
Current Grant Year (2021)	3	3*
Previous Grant Year (2020)	3	3

* 2021 YTD

**DEPARTMENT OF COMMUNITY DEVELOPMENT
PY2022 CDBG COUNCIL COMMITTEE HEARING**

HOUSING REHAB ADMINISTRATION	\$900,000
NUMBER OF UNITS (STAFF)	31

CONSOLIDATED PLAN PRIORITY & STRATEGY	TEN-YEAR HOUSING PLAN, SAFE HOUSING INITIATIVES
--------------------------------------------------	--------------------------------------------------------

PROGRAM DESCRIPTION

These are the program delivery costs incurred by the Department of Community Development, Division of Neighborhood Services (DNS) in the form of staff costs.

RESOURCES

	BUDGET	ACTUAL
Current Grant Year (2021)	\$900,000	\$598,444
Previous Grant Year (2020)	\$900,000	\$868,364

Proposed Uses

AMOUNT	ACTIVITY	PROCESS TYPE
\$900,000	DNS- Housing Rehab Administration	Project Delivery

Prior Year Contracts

AMOUNT	ACTIVITY	RECIPIENT
\$900,000	Rehabilitation Programs	Division of Neighborhood Services

STAFF

	PROPOSED	ACTUAL
Current Grant Year (2021)	31	28
Previous Grant Year (2020)	31	29

**DEPARTMENT OF COMMUNITY DEVELOPMENT
PY2022 CDBG COUNCIL COMMITTEE HEARING**

HOUSING DEVELOPMENT OFFICE ADMINISTRATION	\$546,000
NUMBER OF UNITS (STAFF)	6

CONSOLIDATED PLAN PRIORITY & STRATEGY	TEN-YEAR HOUSING PLAN, AFFORDABLE HOUSING EXPANSION AND PRESERVATION
--------------------------------------------------	-----------------------------------------------------------------------------

PROGRAM DESCRIPTION

These are the program delivery costs incurred by the Department of Community Development in the form of staff costs, and other related direct or indirect costs.

RESOURCES

	BUDGET	ACTUAL
Current Grant Year (2021)	\$486,121	\$53,990
Previous Grant Year (2020)	\$243,948	\$243,948

Proposed Uses

AMOUNT	ACTIVITY	PROCESS TYPE
\$546,000	HDO Administration	Program Delivery

Prior Year Contracts

AMOUNT	ACTIVITY	RECIPIENT
\$486,121	HDO Administration	Division of Neighborhood Development-Housing Development Office

STAFF

	PROPOSED	ACTUAL
Current Grant Year (2021)	6	4
Previous Grant Year (2020)	6	5

**DEPARTMENT OF COMMUNITY DEVELOPMENT
PY2022 CDBG COUNCIL COMMITTEE HEARING**

LAND BANK ADMINISTRATION	\$495,000
NUMBER OF UNITS (STAFF)	5

CONSOLIDATED PLAN PRIORITY & STRATEGY	TEN-YEAR HOUSING PLAN, SUPPORTING HOUSING INFILL DEVELOPMENT
--------------------------------------------------	---------------------------------------------------------------------

PROGRAM DESCRIPTION

The purpose of the City of Cleveland’s Land Reutilization Program (‘Land Bank’) is to acquire tax foreclosed, vacant property and make it available to individuals, developers, and non-profit organizations for productive re-use. The program aims to contribute to the economic, social and environmental betterment of City neighborhoods by removing blight and fostering reinvestment. New investment may be in the form of residential and commercial construction, yard expansion for an adjacent homeowner, or ‘green’ improvements such gardens and parks. The Land Bank vets development proposals through an application process in order to ensure that vacant property is transferred to responsible parties committed to restoring it to beneficial use.

RESOURCES

	BUDGET	ACTUAL
Current Grant Year (2021)	\$495,000	\$98,672
Previous Grant Year (2020)	\$495,000	\$322,360

Proposed Uses

AMOUNT	ACTIVITY	PROCESS TYPE
\$495,000	Land Bank Administration	Program Delivery

Prior Year Contracts

AMOUNT	ACTIVITY	RECIPIENT
\$495,000	Land Bank Administration	Division of Neighborhood Development - Land Bank

STAFF

	PROPOSED	ACTUAL
Current Grant Year (2021)	5	3
Previous Grant Year (2020)	5	3

**DEPARTMENT OF COMMUNITY DEVELOPMENT
PY2022 CDBG COUNCIL COMMITTEE HEARING**

ESG ADMINISTRATION	\$80,000
NUMBER OF UNITS (STAFF)	1

CONSOLIDATED PLAN PRIORITY & STRATEGY	ENDING POVERTY AND RACIAL DISPARITIES, SUPPORT THE CITY/COUNTY CONTINUUM OF CARE
--------------------------------------------------	-----------------------------------------------------------------------------------------

PROGRAM DESCRIPTION

The ESG Project Coordinator is responsible for satisfying federal requirements and ensuring the quality of shelter services for homeless individuals and families. This position works collaboratively with the Cuyahoga County Office of Homeless Services to coordinate proposal review processes and performance measures. The Project Coordinator prepares contracts, monitors program impact; and routinely reports accomplishments and expenditures to the U.S. Department of Housing and Urban Development.

RESOURCES

	BUDGET	ACTUAL
Current Grant Year (2021)	N/A	N/A
Previous Grant Year (2020)	N/A	N/A

Proposed Uses

AMOUNT	ACTIVITY	PROCESS TYPE
\$80,000	Shelter and Rapid Re-Housing	Program Delivery

Prior Year Contracts

AMOUNT	ACTIVITY	RECIPIENT
N/A	N/A	N/A

STAFF

	PROPOSED	ACTUAL
Current Grant Year (2021)	1	N/A (new)
Previous Grant Year (2020)	N/A (new)	N/A (new)

**DEPARTMENT OF COMMUNITY DEVELOPMENT
PY2022 CDBG COUNCIL COMMITTEE HEARING**

CONSUMER AFFAIRS	\$0
NUMBER OF UNITS (PERSONS SERVED)	100

CONSOLIDATED PLAN PRIORITY & STRATEGY	OTHER ACTIVITIES
--------------------------------------------------	-------------------------

PROGRAM DESCRIPTION

Consumer Affairs administers and enforces Cleveland’s 1972 Consumer Protection Code, as well as State and Federal laws. Consumer Affairs educates the public regarding scams and fraudulent business practices. It works with media, holds public neighborhood forums, and works cooperatively with private and government consumer agencies. It interacts with various levels of government to impact key consumer issues, ranging from Public Utilities Commission of Ohio (PUCO) on rate matters to banking practices. This office investigates complaints to determine whether a vendor has engaged in unfair practices with a Cleveland consumer. It then work to resolve the issues that are found and attempt to negotiate a fair settlement of the complaint. Along with investigative field work, the findings may result in prosecution. In refocusing the education aspects of Consumer Affairs a greater emphasis is placed on financial literacy education and programming.

RESOURCES

	BUDGET	ACTUAL
Current Grant Year (2021)	\$100,000	\$0
Previous Grant Year (2020)	\$0	\$0

Proposed Uses

AMOUNT	ACTIVITY	PROCESS TYPE
N/A	N/A	N/A

Prior Year Contracts

AMOUNT	ACTIVITY	RECIPIENT
\$100,000	Consumer Affairs RFP	TBD

ACCOMPLISHMENTS (Units)

	PROPOSED	ACTUAL
Current Grant Year (2021)	100	67
Previous Grant Year (2020)	100	85

**DEPARTMENT OF COMMUNITY DEVELOPMENT
PY2022 CDBG COUNCIL COMMITTEE HEARING**

FAIR HOUSING ADMINISTRATION	\$90,000
NUMBER OF UNITS (PERSONS SERVED)	12

CONSOLIDATED PLAN PRIORITY & STRATEGY	TEN-YEAR HOUSING PLAN, AFFORDABLE HOUSING EXPANSION AND PRESERVATION
--------------------------------------------------	-----------------------------------------------------------------------------

PROGRAM DESCRIPTION

The Department funds a number of programs with partners to provide development assistance citywide for housing rehabilitation and small business support. Programs include:

- Empowering and Strengthening Ohio People (ESOP) - Foreclosure Prevention Counseling
- Housing Research and Advocacy Center- Fair Housing and Investigation Program
- Legal Aid Society of Cleveland- Right to Counsel Cleveland

RESOURCES

	BUDGET	ACTUAL
Current Grant Year (2021)	\$90,000	\$0
Previous Grant Year (2020)	\$90,000	\$0

Proposed Uses

AMOUNT	ACTIVITY	PROCESS TYPE
\$90,000	Analysis of Impediments Study	Request for Proposals

Prior Year Contracts

AMOUNT	ACTIVITY	RECIPIENT
N/A	N/A	N/A

ACCOMPLISHMENTS (Units)

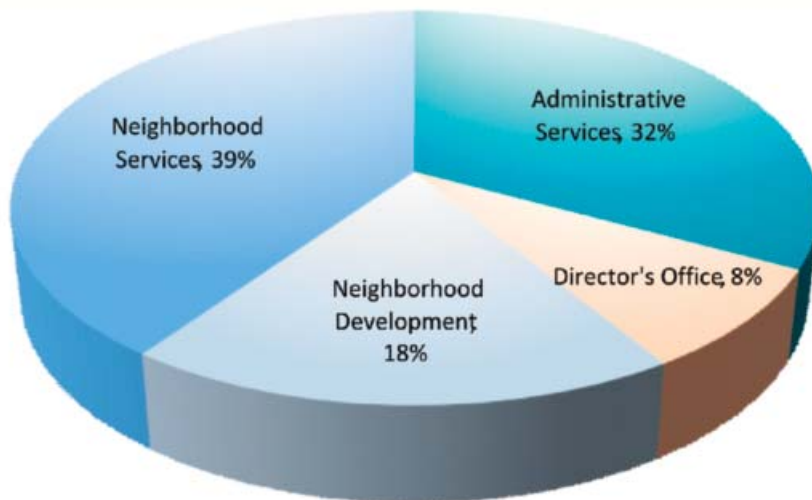
	PROPOSED	ACTUAL
Current Grant Year (2021)	12	5*
Previous Grant Year (2020)	12	6

* 2021 YTD

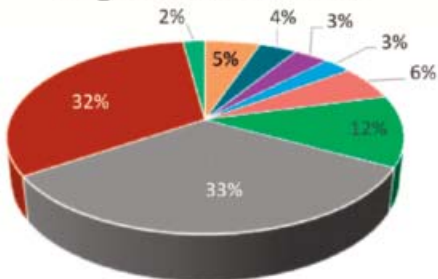
DEPARTMENT OF COMMUNITY DEVELOPMENT
 PERSONNEL EXPENDITURES BY DEPARTMENT

DEPARTMENT OF COMMUNITY DEVELOPMENT
Personnel Expenditures by Department

Service Areas

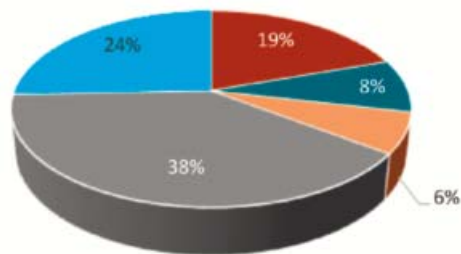


Neighborhood Services



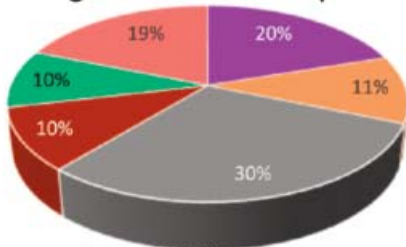
- Commissioner
- Community Engagement
- Consumer Affairs
- Contract Administration
- Home Maintenance
- Home Repair
- Housing Rehab
- Lead Hazard Control
- Principal Clerk

Administrative Services



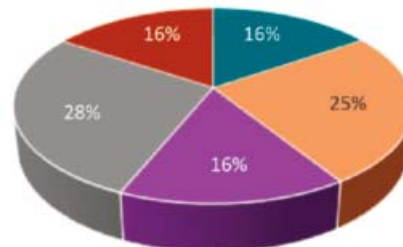
- Accounting
- Budget & Legislation
- Commissioner
- Compliance
- Contract Administrator
- Personnel

Neighborhood Development



- Commercial Office
- Commissioner
- Housing Development Office
- Land Acquisition & Reutilization
- Principal Clerk
- Real Estate & Public Improvement

Director's Office



- Bank Relations
- Director
- Fair Housing
- Mgmt. Information Systems
- Middle Neighborhood Initiative

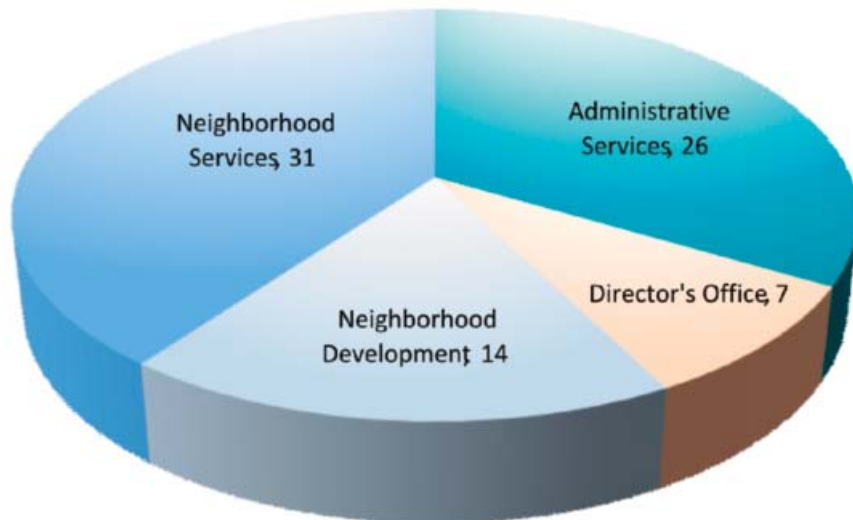
DEPARTMENT OF COMMUNITY DEVELOPMENT

PERSONNEL STAFFING BY DEPARTMENT

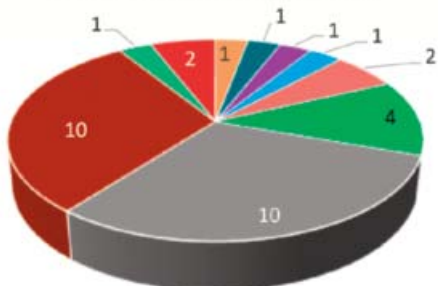
DEPARTMENT OF COMMUNITY DEVELOPMENT

Personnel Staffing by Department

Service Areas

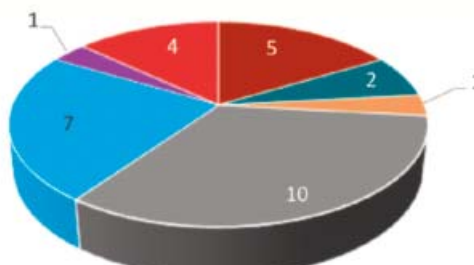


Neighborhood Services



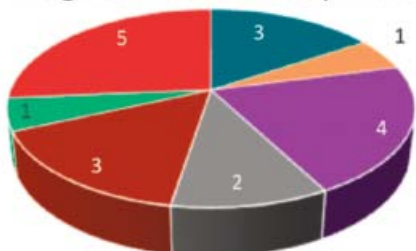
- Commissioner
- Consumer Affairs
- Home Maintenance
- Housing Rehab
- Principal Clerk
- Community Engagement
- Contract Administration
- Home Repair
- Lead Hazard Control
- Open

Administrative Services



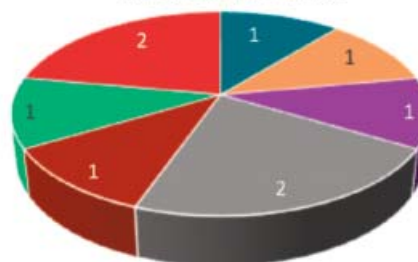
- Accounting
- Commissioner
- Contract Administrator
- Open
- Budget & Legislation
- Compliance
- Personnel

Neighborhood Development



- Commercial Office
- Housing Development Office
- Real Estate & Public Improvement
- Commissioner
- Land Acquisition & Reutilization
- Principal Clerk

Director's Office



- Bank Relations
- Fair Housing
- Middle Neighborhood Initiative
- Principal Clerk
- Director
- Mgmt. Information Systems

APPENDIX

CHAPTER 1

Ordinance No. 120-2022

By Council Members Hairston and Griffin
(by departmental request)

AN EMERGENCY ORDINANCE

Authorizing the Director of Community Development to apply for and accept grants from the United States Department of Housing and Urban Development for PY2022 under the Title I of the Housing and Community Development Act of 1974, for the 2022 Federal HOME Investment Partnerships Act Program, Emergency Solutions Grant Program, and the Housing Opportunities for Persons with AIDS Program; and authorizing contracts and other expenditures.

WHEREAS, this ordinance constitutes an emergency measure providing for the usual daily operation of a municipal department; now, therefore,

BE IT ORDAINED BY THE COUNCIL OF THE CITY OF CLEVELAND:

Section 1. That the Director of Community Development is authorized to apply for and accept grants from the U. S. Department of Housing and Urban Development (HUD) in the following estimated amounts: \$21,109,000 to conduct the PY2022 Community Development Block Grant (CDBG) Program; \$4,892,000 to conduct the Federal HOME Investment Partnerships Act (HOME) Program; \$1,852,000 to conduct the Emergency Solutions Grant (ESG) Program; and \$2,119,409 for the Housing Opportunities for Persons with AIDS (HOPWA) Program, for the purposes and uses set forth in the budgets and in compliance with the requirements of Title I of the Housing and Community Development Act of 1974 and applicable rules and regulations. That the Director of Community Development is authorized to file all papers and execute all documents necessary to receive the funds under the grants, and that the funds are appropriated for the purposes set forth in this ordinance.

Section 2. 2022 Programs.

That the Director of Community Development is authorized to conduct the Programs listed in this ordinance with the entities listed, as described in **File No. 120-2022-A.**

Section 3. That the Director of Community Development is authorized to expend the amounts shown in this section, plus program income and any other prior year balances and the amounts are appropriated for the following purposes:

Ordinance No. 120-2022

1. 10-YEAR HOUSING PLAN

A. Strategic Initiatives

	<u>Funding</u>	<u>Est. 2022 Allocation</u>	<u>RLA</u>
Mayor's Transformation Initiative	CDBG	-	
Middle Neighborhoods Lead Safe Coalitions Efforts	CDBG	\$200,000	RQS 8006 RLA 2022-002
FHAct 50 – Clark/Fulton Neighborhood Revitalization Strategy Area Housing Initiatives	CDBG	-	
Abatement, Demolition, and Board-Up	CDBG	\$850,000	RQS 8006 RLA 2022-003
Project Clean	CDBG	\$1,210,000	RQS 8006 RLA 2022-004
Citywide Grants	CDBG	\$450,000	RQS 8006 RLA 2022-006
CDC Activity Grants	CDBG	\$200,000	RQS 8006 RLA 2022-006
CD Planners	CDBG	-	

B. Safe Housing Initiatives

	<u>Funding</u>	<u>Est. 2022 Allocation</u>	<u>RLA</u>
Housing Rehab Prgms. – SHAP/RAH	CDBG	\$1,255,000	RQS 8006 RLA 2022-007
Housing Rehab Prgms. – SHAP/RAH	HOME	\$866,000	RQS 8006 RLA 2022-007
Competitive Lead Grants	CDBG	\$200,000	RQS 8006 RLA 2022-002
Citywide Grants	CDBG	\$150,000	RQS 8006 RLA 2022-006
Housing Rehab Administration	CDBG	-	

C. Affordable Housing Expansion and Preservation

	<u>Funding</u>	<u>Est. 2022 Allocation</u>	<u>RLA</u>
Housing Trust Fund	CDBG	\$200,000	RQS 8006 RLA 2022-008
Housing Trust Fund	HOME	\$2,872,000	RQS 8006 RLA 2022-008
CHDO Set Asides	HOME	\$668,000	RQS 8006 RLA 2022-008
Citywide Grants	CDBG	-	
Fair Housing Administration	CDBG	-	
Housing Devlp. Office Administration	CDBG	-	
Housing Devlp. Office Administration	HOME	-	

D. Supporting Housing Infill Development

	<u>Funding</u>	<u>Est. 2022 Allocation</u>	<u>RLA</u>
Land Bank Administration	CDBG	-	
Land Bank Housing Development Initiatives	CDBG	\$250,000	RQS 8006 RLA 2022-016
Citywide Grants	CDBG	-	

Ordinance No. 120-2022

2. ECONOMIC OPPORTUNITY

	<u>Funding</u>	<u>Est. 2022 Allocation</u>	<u>RLA</u>
A. Storefront Renovation	CDBG	\$367,000	RQS 8006 RLA 2022-009
B. Land Bank Economic Development Initiative			
Neighborhood Revitalization Strategy Area Programs	CDBG	-	
C. Economic Development Section 108 Initiatives	CDBG	-	
D. Public Service Economic Opportunities Initiatives	CDBG	\$50,000	RQS 8006 RLA 2022-010

3. ENDING POVERTY AND RACIAL DISPARITIES

	<u>Funding</u>	<u>Est. 2022 Allocation</u>	<u>RLA</u>
A. Support the City/County Continuum of Care	CDBG	\$672,000	RQS 8006 RLA 2022-013
A. Support the City/County Continuum of Care	ESG	\$1,772,000	RQS 8006 RLA 2022-013
ESG Administration	ESG	-	
B. Public Services Addressing Neighborhood Revitalization Strategy Area	CDBG	-	
Systemic Poverty	CDBG	\$1,000,000	RQS 8006 RLA 2022-010
Youth Violence	CDBG	\$150,000	RQS 8006 RLA 2022-010
Poverty and Accessibility Among Elderly	CDBG	\$200,000	RQS 8006 RLA 2022-010
Other Public Services	CDBG	\$150,000	RQS 8006 RLA 2022-010
C. Housing for Persons with HIV/AIDS	HOPWA	\$2,119,409	RQS 8006 RLA 2022-011
CDBG AIDS Prevention	CDBG	\$284,000	RQS 8006 RLA 2022-014
D. Land Bank Permanent Supportive Housing Initiatives	CDBG	-	

4. NEIGHBORHOOD DEVELOPMENT

	<u>Funding</u>	<u>Est. 2022 Allocation</u>	<u>RLA</u>
A. Community Gardens	CDBG	\$126,000	RQS 8006 RLA 2022-012
B. Improvement and Preservation of Neighborhood Public Facilities			
City Public Facilities North Point & 5 Points	CDBG	-	
Other Public Facilities	CDBG	\$300,000	RQS 8006 RLA 2022-015
C. Land Bank Neighborhood Public Facilities			
Park and Greenspace Creation	CDBG	-	
Neighborhood Connections to Create Walkable Neighborhoods	CDBG	-	

Ordinance No. 120-2022

Neighborhood Development Grants	CDBG	\$7,600,000	N/A
General Administration	CDBG	\$5,245,000	N/A
	HOME	\$486,000	N/A
	ESG	\$80,000	N/A
Total Estimated Allocation		\$29,972,409	

INDIVIDUAL ESTIMATED GRANT TOTALS:

CDBG	\$21,109,000
HOME	\$4,892,000
ESG	\$1,852,000
HOPWA	\$2,119,409
Total	\$29,972,409

Section 4. Contracting.

(a) That the Directors of the Departments of Community Development, Public Works, Public Health, Building and Housing, and Aging are authorized to enter into one or more contracts with those entities or individuals described in the file for the applicable Program for the purposes allowed under the applicable Program and following the appropriate federal regulations governing the use of CDBG, HOME, ESG, and/or HOPWA funds.

(b) That the Director of Community Development is authorized to accept monies in repayment under the Programs listed in the file and to utilize repayments for making additional expenditures under the Programs, and the funds are appropriated for that purpose.

(c) That the Director of Community Development is authorized to enter into rebate agreements with those entities and individuals described in the file using CDBG and KIOSK funds.

Section 5. Purchasing

(a) That the Directors of Community Development and/or Building and Housing, as appropriate, are authorized to make one or more written standard purchase and/or written requirement contracts under the Charter and the Codified Ordinances of Cleveland, Ohio, 1976, for the period during the grant terms, for each or all of the

Ordinance No. 120-2022

following items: labor, materials, equipment, supplies, and services needed to implement the grants and for the rental of furniture and other household articles to supply and accommodate displaced persons during any Program performed under the grants as described in the file, to be purchased by the Commissioner of Purchases and Supplies on a unit basis, for the Departments of Community Development and Building and Housing as appropriate. Bids shall be taken in a manner that permits an award to be made for all items as a single contract, or by separate contract for each or any combination of the items as the Board of Control determines.

(b) That the costs of the contract or contracts shall be charged against the proper appropriation accounts and the Director of Finance shall certify the amount of any purchase or procurement under the contract, each of which purchases or procurements shall be made on order of the Commissioner of Purchases and Supplies by a delivery order issued against the contract or contracts and certified by the Director of Finance.

(c) That, unless expressly prohibited by the grant agreements, under Section 108(b) of the Charter, purchases or procurements made under the grant agreements may be made through cooperative arrangements with other governmental agencies. The Director of Community Development may sign all documents and do all things that are necessary to make the purchases or procurements, and may enter into one or more contracts with the vendors selected through that cooperative process.

(d) That the Directors of Community Development and/or Building and Housing as appropriate are authorized to accept monies in repayment under the Programs listed in the file and to utilize repayments for making additional expenditures under the Programs, and the funds are appropriated for that purpose.

(e) That the Director of Building and Housing is authorized to collect from persons or entities from whom the City is collecting demolition costs an amount equal to any amount spent for services related to collection of demolition cost, such as title searches, credit bureau reports, and document filing fees. Any funds collected shall be deposited into Fund No. 14.

Ordinance No. 120-2022

Section 6. Consultant and Professional Services.

That the Directors of Community Development and Public Health are authorized to employ by contract or contracts one or more consultants or one or more firms of consultants for the purpose of supplementing the regularly employed staff of the several departments of the City of Cleveland in order to provide professional services necessary to provide services needed to assist the City with the Programs listed in the file.

The selection of the consultants for the services shall be made by the Board of Control on the nomination of the Director of Community Development and/or Public Health, as appropriate, from a list of qualified consultants available for employment as may be determined after a full and complete canvass by the Director of Community Development and/or Public Health, as appropriate, following applicable federal regulations, for the purpose of compiling a list. The compensation to be paid for the services shall be determined by the Board of Control. The contract or contracts authorized shall be prepared by the Director of Law, approved by the Director of Community Development and/or Public Health, as appropriate, and certified by the Director of Finance.

Section 7. Memorandum of Understanding and Reimbursement.

(a) That the Director of Community Development shall enter into a memorandum of understanding prior to expenditure of funding with the following Departments:

Project Clean	Department of Public Works
AIDS Prevention	Department of Public Health
AIDS Related Services	Department of Public Health
Demolition and Board-Up	Department of Building and Housing
SHAP and CHORE	Department of Aging

(b) That CDBG funds as shown in Section 1 are appropriated from Fund No. 14 SF 048 for costs of the Departments incurred from Fund 15.

Ordinance No. 120-2022

(c) That HOPWA funds as shown in Section 1 are appropriated from Fund No. 15 SF 242 for costs of the Department of Health incurred from Fund 15.

(d) That ESG funds as shown in Section 1 are appropriated from Fund 15 SF 241 for costs of the Department of Aging incurred from Fund 15.

Section 8. Loans.

(a) That the Director of Community Development is authorized to accept monies in repayment of loans and fees authorized in this ordinance and to deposit those monies in Fund Nos. 13, 14, and 15, as appropriate, and to utilize the repayments and other program income in a revolving fund for making additional expenditures under the Programs, and such funds are hereby appropriated for that purpose.

(b) That the City is authorized to accept promissory notes, naming the City of Cleveland as payee, and mortgages, naming the City of Cleveland as mortgagee, and any other security instrument executed to evidence and secure repayment of loans made under the Programs described in the file.

(c) That the Director of Community Development is authorized to enter into forbearance agreements with any recipient of a validly existing loan administered by the City, and to charge and accept fees to cover costs incurred in the preparation of loan documents, closing, and servicing costs. Such fees shall be deposited into Fund Nos. 13, 14 or 15, as appropriate. The revenues generated as a result of charging fees are appropriated for additional program and operating expenses for eligible activities.

Section 9. Neighborhood Development Activities Council Member Written Approval.

That prior to entering into or amending those contracts or memorandums of understanding, or expending any Neighborhood Development Activity funds, the Director of Community Development shall receive written approval from the Council member whose ward line item is to fund the activity or program, provided that the amount for such activity or program does not exceed the amount allocated for the

Ordinance No. 120-2022

Council member's ward pursuant to the relevant Community Development Block Grant plan.

Section 10. That this ordinance is declared to be an emergency measure and, provided it receives the affirmative vote of two-thirds of all the members elected to Council, it shall take effect and be in force immediately upon its passage and approval by the Mayor; otherwise it shall take effect and be in force from and after the earliest period allowed by law.

GEP:nl

1-24-2022

FOR: Interim Directors Wackers, Cox, Kimball and Allen and Director McNamara

By Council Members Hairston and Griffin (by departmental request)

AN EMERGENCY ORDINANCE

Authorizing the Director of Community Development to apply for and accept grants from the United States Department of Housing and Urban Development for PY2022 under the Title I of the Housing and Community Development Act of 1974, for the 2022 Federal HOME Investment Partnerships Act Program, Emergency Solutions Grant Program, and the Housing Opportunities for Persons with AIDS Program; and authorizing contracts and other expenditures.

READ FIRST TIME on JANUARY 24, 2022 **REPORTS**
and referred to DIRECTORS of Community Development,
Public Works, Public Health, Building and Housing, Aging, Finance, Law;
COMMITTEES on Development Planning and Sustainability, Finance

CITY CLERK

READ SECOND TIME

CITY CLERK

READ THIRD TIME

PRESIDENT

CITY CLERK

APPROVED

MAYOR

**PASSAGE RECOMMENDED BY
COMMITTEE ON
DEVELOPMENT, PLANNING AND
SUSTAINABILITY**

FILED WITH COMMITTEE

**PASSAGE RECOMMENDED BY
COMMITTEE ON
FINANCE, DIVERSITY, EQUITY
and INCLUSION**

FILED WITH COMMITTEE

Program Description Matrix

Department of Community Development

Activities		CDBG (24 CFR 570)																										HOME (24 CFR 92)		ESG	HOPWA	
PROJECTS		Construction of New Housing (Single-Family or Multi-Family)	Single-Unit Residential Rehabilitation	Multi-Unit Residential Rehabilitation	Commercial Rehabilitation-Façade Only	Commercial Rehabilitation-Correct Code Violations Only	Residential Energy Efficiency Improvements	Administration of Rehabilitation Program	Lead-Based Paint and Lead Hazards Testing and/or Abatement	Residential Historic Preservation	Non-Residential Historic Preservation	Direct Homeownership Assistance	Tenant Based Rental Assistance	Social Services (Including Emergency Payments)	Public Facilities Construction Only	Public Facilities Operating and Maintenance Support Only	Acquisition of Real Property	Disposition of Real Property	Clearance or demolition of buildings/improvements	Activities undertaken primarily to clean toxic/environmental waste or contamination from a site.	Interim Assistance	Neighborhood Cleanups	Operation and Repair of Foreclosed Property ("In-Rem Housing")	Economic Development Direct Financial Assistance to For-Profit Business	Economic Development: Technical Assistance	General Administration or Project Delivery Costs	Planning	Public Information	Housing Trust Fund	Home Repair	Emergency Solutions	AIDS Related Services
2. ECONOMIC OPPORTUNITY																																
A. STOREFRONT RENOVATION		X	X		X	X		X	X	X	X						X	X	X	X				X	X	X	X	X				
B. LAND BANK ECONOMIC DEVELOPMENT INITIATIVE																																
Neighborhood Revitalization Strategy Area Housing Initiatives		X	X	X	X	X	X		X	X	X			X	X		X	X	X	X		X	X		X	X	X					
C. PUBLIC SERVICE ECONOMIC OPPORTUNITIES INITIATIVES																																
														X	X	X								X	X	X	X					

Program Description Matrix

Department of Community Development

Activities			PROJECTS																							HOME (24 CFR 92)			ESG	HOPWA						
<i>(As eligible by the appropriate federal regulation)</i>			Construction of New Housing (Single-Family or Multi-Family)	Single-Unit Residential Rehabilitation	Multi-Unit Residential Rehabilitation	Commercial Rehabilitation-Façade Only	Commercial Rehabilitation-Correct Code Violations Only	Residential Energy Efficiency Improvements	Administration of Rehabilitation Program	Lead-Based Paint and Lead Hazards Testing and/or Abatement	Residential Historic Preservation	Non-Residential Historic Preservation	Direct Homeownership Assistance	Tenant Based Rental Assistance	Social Services (Including Emergency Payments)	Public Facilities Construction Only	Public Facilities Operating and Maintenance Support Only	Acquisition of Real Property	Disposition of Real Property	Clearance or demolition of buildings/improvements	Activities undertaken primarily to clean toxic/environmental waste or contamination from a site.	Interim Assistance	Neighborhood Cleanups	Operation and Repair of Foreclosed Property ("In-Rem Housing")	Economic Development Direct Financial Assistance to For-Profit Business	Economic Development: Technical Assistance	General Administration or Project Delivery Costs	Planning	Public Information	Housing Trust Fund	Home Repair	Emergency Solutions	AIDS Related Services			
3. ENDING POVERTY AND RACIAL DISPARITIES			CDBG (24 CFR 570)																							HOME (24 CFR 92)			ESG	HOPWA						
A. SUPPORT THE CITY/COUNTY CONTINUUM OF CARE	CDBG	ESG	X	X	X		X		X	X	X	X	X	X	X	X	X	X	X	X	X	X					X								X	
ESG Administration	CDBG	ESG	X	X	X								X	X	X	X						X					X								X	
B. PUBLIC SERVICES ADDRESSING NEIGHBORHOOD REVITALIZATION STRATEGY AREA																																				
Systemic Poverty													X	X	X													X	X	X						
Youth Violence															X													X	X	X						
Poverty and Accessibility Among Elderly															X													X	X	X						
Other Public Services												X	X	X													X	X	X							
C. HOUSING FOR PERSONS WITH HIV/AIDS	CDBG	HOPWA													X												X		X							X
D. LAND BANK PERMANENT SUPPORTIVE HOUSING INITIATIVES			X													X		X	X								X		X							

2022 Program Descriptions

1. Ten Year Housing Plan: Strategic Initiatives - Mayor's Neighborhood Transformation Initiative

The Mayor's Neighborhood Transformation Initiative (MNTI) will target "fringe neighborhoods" or those that exist just outside of growth areas in the City of Cleveland. These areas have seen disinvestment in the wake of tremendous growth in close proximity. The initiative will utilize a suite of strategic programs, tools, and approaches designed to restore value, create wealth, and opportunity in several targeted geographies citywide. These strategies below represent the toolkit of actions that will be utilized to facilitate neighborhood transformation:

- Housing Diversity
- New Housing Construction
- Targeted Demolition
- Critical Home Repair
- Entrepreneurship
- Mixed Use Development
- Capital Improvements
- Vacant Land Re-Utilization
- Vacant Home Rehabilitation
- New Tools and Products
- Technology
- Greenspace Expansion
- Youth Engagement
- Zoning and Land Use
- Bike Infrastructure
- Public Art

The selected MNTI neighborhoods are:

- Glenville/Circle North
- Clark-Fulton/MetroHealth District
- Buckeye/Shaker Square

The Department of Community Development administers grants and loans allocated by the City to the MNTI projects and programs and participates in coordination work to align resources with the goals of the MNTI.

2. Ten Year Housing Plan: Strategic Initiatives - Middle Neighborhoods

Cleveland's Middle Neighborhood Initiative is focused on delivering unique and specific strategies to areas often overlooked by the City of Cleveland and its community development ecosystem. Though often misunderstood as representing the "middle" of incomes, socio-economic class or home values, the reality is that the Initiative has uncovered three subsets of neighborhoods each representing different populations, incomes and neighborhood characteristics. Within Cleveland approx. 90 block groups that are home to on average household incomes of \$40,549 or 72% AMI, and another 88 block groups contain households with average incomes of 45,082 or 80% AMI. Only 16% of Cleveland's Middle Neighborhoods are between the 80-120% AMI threshold that defines the national middle. As such, the majority of

the Middle Neighborhood targeted areas are comprised of low-income households. Within these areas, the average home value ranges from \$52-\$80 sq. ft. By comparison, stable home values are typically defined as \$100-150f sq. ft. These neighborhoods have consistently depressed home values that are often the results of historic redlining and contemporary discriminatory housing practices. Cleveland's Middle Neighborhoods are home to 43% white, 47% black and 8% Hispanic populations, reflecting the general population of Cleveland and revealing that our targeted areas can provide support to create equitable community development practices. Overall, the targeted populations for Middle Neighborhoods work are truly representative low- and moderate-income communities. The Middle Neighborhood Initiative has developed grant and loan tools to target these important areas of Cleveland.

The Department of Community Development administers grants and loans allocated by the City to the Middle Neighborhoods projects and programs and participates in coordination work to align resources with the goals of the Middle Neighborhoods Initiative.

3. Ten Year Housing Plan: Strategic Initiatives - Lead Safe Coalition

The Lead Safe Cleveland Coalition is a public-private partnership formed to address the issue of lead poisoning in our community. The Coalition is focused on preventing lead poisoning. The centerpiece of this effort is the Lead Safe Certification administered by the Department of Building and Housing.

The Coalition also works on:

- Education and community engagement
- Increased screening and testing for lead poisoning, and
- Early intervention for children and families impacted by lead.

The Coalition elevates the voices of residents, landlords, advocates, and experts. We rely on the experiences of those who have been impacted by lead poisoning in:

- Developing policy recommendations;
- Creating the Lead Safe Home Fund;
- Establishing the Lead Safe Resource Center; and
- Educating and empowering community members to make their neighborhoods lead safe.

The Department of Community Development administers grants allocated by the City to the Lead Safe Coalition and participates in coordination work to align resources with the goals of the Lead Safe Coalition.

4. Ten Year Housing Plan: Strategic Initiatives - FHAct 50 Clark-Fulton

The City of Cleveland, along with Columbus and Cincinnati, elected to participate in the Ohio Housing Finance Agency (OHFA) FHAct50 Building Opportunity Fund pilot in 2018. The pilot allows the City of Cleveland to dedicate \$3M of low-income housing tax credits (LIHTC) to a target area in the City over three years, 2019-2021. This will result in \$30 million in equity for projects. The goal of FHAct50 is to preserve affordable housing in neighborhoods that are quickly revitalizing or demonstrating the beginnings of strong market rate activity. Through a Request for Proposals process, the City selected the neighborhood of Clark-Fulton. The \$3M of LIHTC has been allocated to three projects:

- Northern Ohio Blanket Mills
- MetroHealth Gateway
- Arch at St. Michaels

The Department of Community Development seeks to coordinate the use of City resources, including CDBG and HOME to support the three above developments and indirectly through investments in the Clark-Fulton neighborhood that will ensure the success of the FHAct50 Clark-Fulton initiative.

5. Ten Year Housing Plan: Strategic Initiatives - Neighborhood Revitalization Strategy Area Housing Initiatives

Model Block Initiative - The Model Block initiative is based upon the premise that a concentration of vacant building rehabilitation and existing owner's investment in exterior enhancement. The Model Block program will provide a source of public investment capital to remove blight and preserve neighborhood buildings in focused areas. The program will have two components:

- Occupied Residential Property Exterior Work. A matching grant for occupied neighborhood residential property to support exterior repairs that address blighted conditions that could result in code violations; and
- Vacant Property Acquisition and Stabilization. A grant to assist with purchase and stabilization of vacant properties planned for rehabilitation. For Occupied Residential Property Exterior Work awards will be limited to \$10,000 per residential unit. For Vacant Property Acquisition and Stabilization awards will be limited to \$25,000 per residential unit.

Bank Relations And Community Reinvestment - Bank Relations continues to foster partnerships with banks, nonprofits, federal regulators, and advocacy groups to increase lending and access to safe and affordable banking services for residents and businesses in the City of Cleveland, especially for low- and moderate-income households. Additionally, we leverage the City's Ordinance to achieve this goal through monitoring and enforcing Cleveland's 1994 Community Reinvestment Act (CRA) as well as State and Federal laws. The City of Cleveland's CRA Program and banking services ordinance began in 1991 to increase access to credit and related services in the City of Cleveland especially to minority and low-income persons and businesses in city neighborhoods.

Objectives of the program are to:

- Review data on loans, investments and services in the city of Cleveland,
- Negotiate commitments with area lenders,
- Monitor the progress of financial institutions toward meeting the goals and objectives stated in their agreements
- Create partnerships that provide for the exchange of information, and
- Develop a process to evaluate applications for receipt of city deposits based on their service and investment in Cleveland neighborhoods, to residents and for businesses.

6. Ten Year Housing Plan: Strategic Initiatives - Abatement Demolition and Board Up

The Department of Building and Housing will administer a demolition program for condemned structures that pose a threat to the health/safety of Cleveland Residents.

7. Ten Year Housing Plan: Strategic Initiatives - Project Clean

Seasonal work crews are hired during the spring and summer to clean and cut vacant blighted city-owned lots, primarily in low/moderate income areas. These lots are targeted for redevelopment through the city's land reutilization program. The purpose of the City Land Bank is to acquire vacant and abandoned tax delinquent residential property and to market the property to individuals, developers and non-profit organizations for productive reuse. Funding supports the use of vacant, city-owned property as garden sites, provision of gardening supplies, and technical assistance to developers of neighborhood gardens. Produce generated is distributed among the Cleveland residents maintaining the sites and is donated to local food pantries.

8. Ten Year Housing Plan: Strategic Initiatives - Citywide Grants

This program provides activity grants to Citywide organizations for CDBG eligible services, public facility activities, economic development activities and real estate development activities in strategic geographic areas and neighborhoods. The primary objective is to fund activities that stabilize existing housing, provide housing opportunities for low-income residents, and improve the quality of life in Cleveland neighborhoods. Citywide organizations that either operate programs that provide a direct benefit to low- and moderate-income residents or help support City programs that provide the direct benefit to low- and moderate-income residents.

9. Ten Year Housing Plan: Strategic Initiatives - CDC Activity Grants

The Community Development Corporation (CDC) Activity Grant Program supports non-profit, neighborhood-based organizations that are engaged in CDBG-eligible housing activities, commercial development and related public service activities. Seventeen (17) neighborhood-based development organizations received grants in PY2021. Through a Request for Proposal (RFP), agencies propose activities that are appropriate for their service area; and that are consistent with the Connecting Cleveland 2020 Citywide Plan and other approved neighborhood plans. Proposals must describe program staffing, steps agencies will take to arrive at measurable accomplishments and benchmarks that can be reported on a quarterly basis. Funding will cover a 12-month performance period and will be comprised of Departmental and Neighborhood Development Activity allocations. Eligible activities include:

- Single-Family Rehabilitation,
- Residential Rehabilitation Referral,
- Small Business Technical Assistance,
- Design Review,
- Public Information
- Public Services, and
- Interim Assistance

The primary objective is to fund activities that stabilize existing housing, provide housing opportunities for low-income residents, and improve the quality of life in Cleveland neighborhoods. Community Development Corporations can either operate programs that provide a direct benefit to low- and moderate-income residents or help support City programs that provide the direct benefit to low- and moderate-income residents.

10. Ten Year Housing Plan: Strategic Initiatives - Program Delivery- CD Planners

These are the program delivery costs incurred by the Department of Community Development in the form of staff costs, and other related direct or indirect costs.

11. Ten Year Housing Plan: Safe Housing Initiatives - Home Repair and Rehab

The Division of Neighborhood Services will provide direct assistance to low to moderate-income occupants for rehabilitation, repair and maintenance of owner-occupied residential structures. Assistance is provided in the form of grants, rebates, loans or forgivable loans. Programs offered include:

- Repair-A-Home (RAH)
- Senior Housing Assistance Program (SHAP)
- Furnace Repair
- Furnace Replacement
- Hot water Tank Replacement
- Tree Trimming
- Gutter Program
- Exterior Paint Program
- Other programs proposed or under development

Repair-A-Home (RAH) - The program is designed to assist low to moderate-income (80% of area medium income) homeowners with code required repairs to their primary residence. The primary residence must be classified either as a one (1) or two (2) family dwelling only. The residence must be repaired or rehabilitated per the City's Priority Scope of Services. The repairs are provided to the eligible homeowner through a 50% forgivable loan through the City. The Program is available on a citywide basis. All applicants must own and occupy their primary residence for a minimum of one (1) year, and be current on their property taxes. Based on HUD 2021 income guidelines, RAH loans are limited to applicants with annual incomes up to \$44,050 for single person households and \$50,350 for two person households. The maximum loan amount f

or single family properties is \$60,000, and for a two-family property it is \$80,000.

Senior Housing Assistance Program (SHAP) - The program is designed to assist low-income (35% of area median income) seniors or disabled homeowners with the repair of one (1) critical health and safety repair to their primary residence. The primary residence must be classified either as a one (1) or two (2) family dwelling unit, and work will only be done in the unit occupied by the homeowner. Eligible repairs could include: roof and gutters, porches, whole house electrical, whole house plumbing, wheelchair ramp or lift. The repairs are provided to the eligible homeowner in the form of a grant. The average grant amount for each item repaired for a single-family structure is \$16,000 and \$18,000 for each item repaired in a two-family structure. Based on HUD 2021 income guidelines, SHAP grants are limited to applicants with annual incomes up to \$19,250 for single person households and \$22,000 for two person households.

Furnace Repair Program - The program is designed to assist low-income (50% of area median income) homeowners with minor furnace repairs. The primary residence must be classified either as a one (1) or two (2) family dwelling only. Furnace Repair grants are limited to applicants with annual incomes up to \$27,550 for single person households and \$31,450 for two person households. The repair is only provided to the unit of the eligible homeowner in the form of a grant. The program is available on a citywide basis by calling Community Housing Solutions.

Furnace and Hot Water Tank Replacement Program - The program is designed to assist low income (50% of area median income) homeowners with emergency furnace replacement or hot water tank replacement. The primary residence must be classified either as a one (1) or two (2) family dwelling only. The replacement is only provided to the unit of the eligible homeowner in the form of a grant. Furnace & Hot Water Tank Replacement grants are limited to applicants with annual incomes up to \$27,550 for single person households and \$31,450 for two person households. The program is available on a citywide basis by calling Community Housing Solutions (CHS). This is a collaborative program between the Department of Community Development and Community Housing Solutions.

Tree Trimming - The program is designed to assist low-income (35% of area median income) seniors or disabled homeowners with hazardous tree or branch removal that is on their own property. The primary residence must be classified either as a one (1) or two (2) family dwelling only. The repair is provided to the eligible homeowner in the form of a grant. Based on HUD 2021 income guidelines, Tree Trimming grants are limited to applicants with annual incomes up to \$19,250 for single person households and \$22,000 for two person households. This is a collaborative program between Cleveland Departments of Aging, Public Works and Community Development. The program will only remove major tree nuisances that threaten safety or damage. Minor tree nuisances are not eligible.

Gutter Program - The program is designed to assist elderly and disabled adults with cleaning their gutters to aid in increasing the life of the existing roof. Assistance is available as a grant. Gutter Cleaning grants are limited to applicants with annual incomes up to \$27,550 for single person households and \$31,450 for two person households.

The gutter cleaning season will be in two cycles: October 1 through November 30 and April 1 through June 30. Gutters will not be cleaned from December through March due to weather and

July through August due to excessive amount of leaves on the trees. Gutters should be intact and in good repair. A visual assessment will be done to determine the present condition.

Exterior Paint Program- This Paint Program provides a valuable incentive to homeowners and tenants to maintain the exterior of their home and aid in reducing lead based paint hazards. To be eligible, an applicant must be a City resident and live in a one or two family structure that is being painted, and be of either low or moderate income (100% of AMI). Exterior Paint Program grants are limited to applicants with annual incomes up to \$51,600 for single person households and \$59,000 for two person households. The Paint Program provides grants of up to \$600 for exterior paint and paint supplies for owner occupants and up to \$400 for tenants. Funds granted will not exceed the cost of the exterior paint and supplies. Labor is not included. The entire property must be painted to qualify for the program. Paint vouchers are used to process payment to paint vendors. Lead regulations must be followed when houses are painted. To ensure compliance, a pre-inspection is conducted to verify property needs to be painted and that safe work practices will be followed. A certified Risk Assessor must do the final clearance exam. Final clearance as defined by the regulations is a visual clearance of the work site completed by a State Certified Lead Risk Assessor. All painting must be completed and inspected by October 31.

12. Ten Year Housing Plan: Safe Housing Initiatives - HUD Competitive Lead Grants

The Lead Hazard Control Grant Program was created to protect children from lead-based paint hazards. The program is designed to maximize the combination of children protected from lead poisoning and housing units where lead-hazards are controlled. All identified interior and exterior lead-based paint hazards are to be controlled so that the housing unit will achieve "clearance" in order to confirm that all hazards have been properly addressed. The clearance process includes both a visual evaluation and dust-wipe sampling. The scope of work eligible for the program will be determined by the Lead Inspection/Risk Assessment completed by the Risk Assessor. If the total cost of the unit is greater than the average unit cost, the occupant/landlord is encouraged to contribute to the cost with in-kind work or additional financial resources. All programs participants are encouraged to provide assistance to the project by either performing some of the required measures and/or making a financial contribution of \$600.00 or more per unit.

13. Ten Year Housing Plan: Safe Housing Initiatives - Citywide Grants

Department of Aging provides support to the Department of Community Department's SHAP Program, CHORE program, and other programs under Home Repair programs in the form of applicant identification, applicant intake and associated program support with Department of Aging staff. Assistance will come in the form of grants, rebates, loans or forgivable loans.

14. Ten Year Housing Plan: Safe Housing Initiatives - Housing Repair and Rehab Administration

These are the program delivery costs incurred by the Department of Community Development in the form of staff costs, and other related direct or indirect costs.

15. Ten Year Housing Plan: Affordable Housing Expansion and Preservation - Housing Trust Fund

The Housing Trust Fund will provide a source of public capital for investment in housing development projects that will increase the supply of new or rehabilitated units that are affordable to lower income households. Awards are underwritten subject to HUD HOME regulations to fund the reasonable gap in order to make to project feasible. Consideration for projects whose requests exceed the maximum will be reviewed on a case-by-case basis based

on project complexity, strategic importance, and available funding. Housing Trust Fund allocations will generally be in the form of secured loans, which can be subordinate to other financing sources. Repayment terms will be structured to the needs of each project. Some loans may include terms related to forgiveness upon meeting conditions related to project completion and maintenance of affordability. All housing development projects receiving assistance through the Housing Trust Fund must comply with the requirements of the Cleveland Green Building Standard. This will assure that all future Housing Trust Fund projects are designed and built using practices that reduce building operating costs, prevent unhealthy living environments, conserve energy and natural resources and contribute to improved regional land use patterns. Eligible Projects:

- New construction or substantial rehabilitation residential projects with construction costs of at least \$25,000 per unit.
- Units to be developed may be rental or for sale to income eligible households at affordable rent or sales price.
- Transitional and supportive housing facilities designed to assist the homeless are eligible.
- Proposals for scattered site projects should be part of the implementation of a model block or other comprehensive neighborhood revitalization plan.

16. Ten Year Housing Plan - Affordable Housing Expansion and Preservation – CHDO Set-Aside

At least 15 percent of HOME Investment Partnerships Program (HOME) funds must be set aside for specific activities to be undertaken by a special type of nonprofit called a Community Housing Development Organization (CHDO). A CHDO is a private nonprofit, community-based organization that has staff with the capacity to develop affordable housing for the community it serves. A qualified CHDO must act as the owner, developer, or sponsor of a project that is an eligible set-aside activity. These eligible set-aside activities include: the acquisition and/or rehabilitation of rental housing; new construction of rental housing; acquisition and/or rehabilitation of homebuyer properties; new construction of homebuyer properties; and direct financial assistance to purchasers of HOME-assisted housing that has been developed with HOME funds by the CHDO.

17. Ten Year Housing Plan - Affordable Housing Expansion and Preservation - Citywide Grants

The Department funds a number of programs with partners to provide development assistance citywide for housing rehabilitation and small business support. Programs include:

- CHN Housing Partners, Homebuyer Education Program
- Cleveland Restoration Society- Heritage Home Loan Program
- Community Housing Solutions- Furnace and Home Repair Program
- Community Housing Solutions- Tool Loan Program and Counseling Services

18. Ten Year Housing Plan - Affordable Housing Expansion and Preservation - Fair Housing Administration

The Department funds a number of programs with partners to provide development assistance citywide for housing rehabilitation and small business support. Programs include:

- Empowering and Strengthening Ohio People (ESOP) - Foreclosure Prevention Counseling
- Housing Research and Advocacy Center- Fair Housing and Investigation Program
- Legal Aid Society of Cleveland- Right to Counsel Cleveland

19. Ten Year Housing Plan - Affordable Housing Expansion and Preservation - Housing Development Office Administration

These are the program delivery costs incurred by the Department of Community Development in the form of staff costs, and other related direct or indirect costs.

20. Ten Year Housing Plan - Supporting Housing Infill Development - Land Bank Administration

The purpose of the City of Cleveland's Land Reutilization Program ('Land Bank') is to acquire tax foreclosed, vacant property and make it available to individuals, developers, and non-profit organizations for productive re-use. The program aims to contribute to the economic, social and environmental betterment of City neighborhoods by removing blight and fostering reinvestment. New investment may be in the form of residential and commercial construction, yard expansion for an adjacent homeowner, or 'green' improvements such gardens and parks. The Land Bank vets development proposals through an application process in order to ensure that vacant property is transferred to responsible parties committed to restoring it to beneficial use. An interested party must submit a written application to the Land Bank office and outline the details of the proposed project. Three types of applications that each have their own Guide that outlines important information such as unique application requirements, procedures and policies for assessing proposals, and site plan considerations.

- Side Yard,
- Development, and
- Agriculture/Garden

21. Ten Year Housing Plan - Supporting Housing Infill Development - Land Bank Housing Development Initiatives

This initiative is the use of parcels in the City's Land Bank for infill housing in the form to address issues of slum and blight, address improvements in low- and moderate-income areas and/or provide low and moderate-income housing.

22. Ten Year Housing Plan - Supporting Housing Infill Development - Citywide Grants

The Department funds a number of programs with partners to provide development assistance citywide for housing rehabilitation and small business support.

23. Economic Opportunity - Storefront Renovation

The goal of the Storefront Renovation Program is to keep Cleveland's neighborhood retail districts economically strong, visually attractive and competitive in a regional shopping market while also providing goods and services to the surrounding areas' residents. Rebate funds are utilized to provide project rebates to Storefront Renovation Program (SRP) applicants who complete comprehensive exterior renovations on all visible elevations of eligible building types as seen from the main street and/or install new business signage on already rehabilitated buildings in retail districts of the city. Program assistance includes:

- Building Rebate (with or without tenant signage): 50% not to exceed \$50,000
- Architectural Rebate: 100% not to exceed \$5,000
- Sign Rebate: 50% not to exceed \$5,000 per business use (if tenant signage is not included in the building rebate OR for sign-only projects on already renovated buildings)

All renovations are completed in accordance with the design standards established in The Cleveland Storefront Renovation Program Design Manual, which is based on the Secretary of the Interior's Standards.

Financial and design assistance provided to commercial property owners and retail business owners to comprehensively rehabilitate buildings in targeted retail neighborhood districts and targeted retail buildings. Improvements will only address the exterior appearance of commercial buildings and, as needed, restore the architectural integrity of the structure according to federal design standards. Non-commercial buildings will also be eligible where a retail storefront will be created. Where mixed use structures are involved (commercial/residential), program focus is the commercial presence of the building in the retail district. Exterior improvements will address maintenance, code and aesthetic items on the building as well as business signage that is within City codes; as well as functionally appropriate for the building. The Program does not address interior, residential code related items and does not result in decent, safe and sanitary units (DSS). Assistance will come in the form of grants, rebates, loans or forgivable loans.

24. Economic Opportunity - Land Bank Economic Development Initiative

This initiative is the use of parcels in the City's Land Bank for commercial, industrial, mixed-use or other developments that address issues of slum and blight, address improvements in low- and moderate-income areas and/or provide low- and moderate-income jobs.

25. Economic Opportunity – Economic Development Section 108 Initiatives

~~The Department of Economic Development utilizes HUD ability to issue Section 108 loans, secured with CDBG funding, to make loans to economic development projects that benefit low- and moderate- income jobs for Cleveland residents or other eligible Section 108 uses.~~

26. Economic Opportunity - Public Services Activities

The Department of Community Development will contract with various non-profit organizations to administer CDBG eligible public service activities that provide economic opportunities to Clevelanders, such as workforce training, employment assistance or coaching, and/or services to small business to retain or hire low- and moderate-income residents.

The Third Party Social Services Program provides funding through a competitive process to nonprofit agencies and City departments for services that directly impact low to moderate income Cleveland residents. The Department issues a Request for Proposals to current grantees and agencies that have requested applications throughout the year. The Department and a Review Committee that includes designated City Council staff will jointly review applications and make recommendations for funding, using the following criteria:

- The proposed activity must be effective in meeting an identified need, as evidenced by the previous year's performance data;
- Special consideration will be given to activities that stabilize neighborhoods and to initiatives that provide skill-building opportunities form youth, 14-18 years old.
- The agency's staff is capable of carrying out the program, as evidenced by experience and overall performance record in the delivery of services.
- Information in the application allows for a thorough and informed analysis of the proposed activity.
- The cost per person served does not exceed the average cost per person served for similarly funded CDBG programs.

- Program delivery costs which directly benefit the recipients should comprise 80% or more of the proposed budget, while Program administration costs should not exceed 20% of the budget.

27. Ending Poverty and Racial Disparities - Support the City/County Continuum of Care

As a result of continued high demand for shelter services, CDBG funds are used to supplement Emergency Solutions Grant (ESG) funds. The combined ESG and CDBG homeless services funds for shelter services are allocated through a proposal process carried out in cooperation with the Cleveland/Cuyahoga County Office of Homeless Services.

In 2012, HUD restructured the Emergency Shelter Grant program as the Emergency Solutions Grant program. In addition to the previously eligible homeless shelter services, ESG funds can now also be used to support the types of activities that had previously been funded through the Homeless Prevention and Rapid Re-Housing Program (HPRP). HPRP was created as part of the stimulus bill to help prevent persons from becoming homeless and to help those who are in shelters to find housing as quickly as possible. Eligible activities include:

- Prevention
- Outreach
- Rapid Re-housing
- Emergency Shelter

28. Ending Poverty and Racial Disparities - ESG Administration

These are the program delivery costs incurred by the Department of Community Development in the form of staff costs, and other related direct or indirect costs.

29. Ending Poverty and Racial Disparities - Alleviating or Addressing Systemic Poverty Public Services

Cleveland had the highest poverty rate among large U.S. cities in 2019, overtaking Detroit, according to data released by the U.S. Census bureau. 46.1% of children (37,700) in Cleveland are living in poverty.

The Department of Community Development seeks to fund public services that address the root causes of poverty, alleviate the impacts of poverty and/or aligns city resources and creates community collaboration to reduce poverty. These services are funded through the Third Party Social Services Program.

The Third Party Social Services Program provides funding through a competitive process to nonprofit agencies and City departments for services that directly impact low to moderate income Cleveland residents. The Department issues a Request for Proposals to current grantees and agencies that have requested applications throughout the year. The Department and a Review Committee that includes designated City Council staff will jointly review applications and make recommendations for funding, using the following criteria:

- The proposed activity must be effective in meeting an identified need, as evidenced by the previous year's performance data;
- Special consideration will be given to activities that stabilize neighborhoods and to initiatives that provide skill-building opportunities for youth, 14-18 years old.

- The agency's staff is capable of carrying out the program, as evidenced by experience and overall performance record in the delivery of services.
- Information in the application allows for a thorough and informed analysis of the proposed activity.
- The cost per person served does not exceed the average cost per person served for similarly funded CDBG programs.
- Program delivery costs which directly benefit the recipients should comprise 80% or more of the proposed budget, while Program administration costs should not exceed 20% of the budget.

~~Consumer Affairs~~ Consumer Affairs administers and enforces Cleveland's 1972 Consumer Protection Code, as well as State and Federal laws. Consumer Affairs educates the public regarding scams and fraudulent business practices. It works with media, holds public neighborhood forums, and works cooperatively with private and government consumer agencies. It interacts with various levels of government to impact key consumer issues, ranging from Public Utilities Commission of Ohio (PUCO) on rate matters to banking practices. This office investigates complaints to determine whether a vendor has engaged in unfair practices with a Cleveland consumer. It then work to resolve the issues that are found and attempt to negotiate a fair settlement of the complaint. Along with investigative field work, the findings may result in prosecution. In refocusing the education aspects of Consumer Affairs a greater emphasis is placed on financial literacy education and programming.

30. Ending Poverty and Racial Disparities - Youth Violence Public Services

The Department of Community Development seeks to fund public services that address the root cause of youth violence, alleviate the impact of youth violence and/or aligns city resources and creates community collaboration to reduce youth violence. Using a public health approach, each youth initiative includes meaningful activity and fosters skills necessary for a success in the workforce, school, home and community. These services are funded through the Third Party Social Services Program.

The Third Party Social Services Program provides funding through a competitive process to nonprofit agencies and City departments for services that directly impact low to moderate income Cleveland residents. The Department issues a Request for Proposals to current grantees and agencies that have requested applications throughout the year. The Department and a Review Committee that includes designated City Council staff will jointly review applications and make recommendations for funding, using the following criteria:

- The proposed activity must be effective in meeting an identified need, as evidenced by the previous year's performance data;
- Special consideration will be given to activities that stabilize neighborhoods and to initiatives that provide skill-building opportunities form youth, 14-18 years old.
- The agency's staff is capable of carrying out the program, as evidenced by experience and overall performance record in the delivery of services.
- Information in the application allows for a thorough and informed analysis of the proposed activity.
- The cost per person served does not exceed the average cost per person served for similarly funded CDBG programs.

- Program delivery costs which directly benefit the recipients should comprise 80% or more of the proposed budget, while Program administration costs should not exceed 20% of the budget.

31. Ending Poverty and Racial Disparities - Poverty and Accessibility Among Elderly Public Services

The 2019 data shows a continuation of another concerning trend: an increase in poor seniors. The number and share of people over age 65 who live in poverty grew in Cleveland to 22.7 percent (12,000 seniors).

The Department of Community Department supports City efforts to provide seniors in Cleveland access to benefits, housing, legal services, health assistance, finances, employment and more in order for seniors to continue to live health and productive lives in Cleveland. These services are funded through the Third Party Social Services Program.

The Third Party Social Services Program provides funding through a competitive process to nonprofit agencies and City departments for services that directly impact low to moderate income Cleveland residents. The Department issues a Request for Proposals to current grantees and agencies that have requested applications throughout the year. The Department and a Review Committee that includes designated City Council staff will jointly review applications and make recommendations for funding, using the following criteria:

- The proposed activity must be effective in meeting an identified need, as evidenced by the previous year's performance data;
- Special consideration will be given to activities that stabilize neighborhoods and to initiatives that provide skill-building opportunities form youth, 14-18 years old.
- The agency's staff is capable of carrying out the program, as evidenced by experience and overall performance record in the delivery of services.
- Information in the application allows for a thorough and informed analysis of the proposed activity.
- The cost per person served does not exceed the average cost per person served for similarly funded CDBG programs.
- Program delivery costs which directly benefit the recipients should comprise 80% or more of the proposed budget, while Program administration costs should not exceed 20% of the budget.

32. Ending Poverty and Racial Disparities - Other Public Services

The Third Party Social Services Program provides funding through a competitive process to nonprofit agencies and City departments for services that directly impact low- to moderate-income Cleveland residents. The Department issues a Request for Proposals to current grantees and agencies that have requested applications throughout the year. The Department and a Review Committee that includes designated City Council staff will jointly review applications and make recommendations for funding, using the following criteria:

- The proposed activity must be effective in meeting an identified need, as evidenced by the previous year's performance data;
- Special consideration will be given to activities that stabilize neighborhoods and to initiatives that provide skill-building opportunities form youth, 14-18 years old.

- The agency's staff is capable of carrying out the program, as evidenced by experience and overall performance record in the delivery of services.
- Information in the application allows for a thorough and informed analysis of the proposed activity.
- The cost per person served does not exceed the average cost per person served for similarly funded CDBG programs.
- Program delivery costs which directly benefit the recipients should comprise 80% or more of the proposed budget, while Program administration costs should not exceed 20% of the budget.

Eligible Public Services include, but not limited to:

- Senior Services
- Services for Persons with Disabilities
- Legal Services
- Youth Services
- Transportation Services
- Substance Abuse Services
- Services for Victims of Domestic Violence, Dating Violence, Sexual Assault, or Stalking
- Employment Training
- Crime Awareness
- Fair Housing Activities
- Tenant/Landlord Counseling
- Child Care Services
- Health Services
- Abused and Neglected Children
- Mental Health Services
- Screening for Lead Based Paint/Lead Hazards
- Subsistence Payments
- Rental Housing Subsidies
- Security Deposits
- Housing Counseling
- Neighborhood Cleanups
- Food Banks
- Housing information and referral services
- Housing Counseling
- Other Public Services

33. Ending Poverty and Racial Disparities - Housing for Persons with HIV/AIDS

The Department of Public Health will contract with neighborhood-based service providers in a five-county area to develop long-term comprehensive strategies and incentives to promote community awareness about AIDS, and to provide resources to address the housing needs of persons with AIDS and related diseases and their families.

34. Ending Poverty and Racial Disparities - Land Bank Permanent Supportive Housing Initiatives

This initiative is the use of parcels in the City's Land Bank for permanent supportive housing to

address homelessness or provide housing to those at-risk for homelessness. It also addresses issues of slum and blight, improvements in low- and moderate-income areas and/or provide low- and moderate-income housing.

35. Neighborhood Improvement - Community Gardens

Summer Sprout coordinates the use of vacant lots owned by the City, neighborhood agencies and private owners as community gardens. The Department of Community Development will enter into a contract with a non-profit organization for the administration of the program. Eligibility guidelines require that potential locations are designated by the City, the Cleveland Schools, or a non-profit organization (or if private, have permission from the private owner), and have a minimum of five gardeners pledged to work on the site. Once authority to use the land has been obtained, an application requesting participation in the Summer Sprout program is sent to the non-profit organization administering the program. The application records the name, address and phone number of the potential gardeners. When approved, the gardeners' site is plowed or rototilled in the Spring (at the beginning of the season) or in the Fall (at the end of the season). Gardeners at each site are provided: vegetable seeds, plants, humus, soil amendments as needed, and fertilizer. Gardeners are required to maintain sites and to clear them by tilling in the Spring or Fall. The non-profit organization administering the program will provide technical assistance to gardeners, including advice on proper garden development and maintenance, gardening techniques, and problem solving. Costs include: plowing or rototilling of each site, providing seeds, plants, humus/fertilizer/soil amendments as needed, partial payment of water fees, and lead testing of new garden sites. Gardeners will receive organized help with garden leader meetings, leadership training, a bi-monthly newsletter, and on and off site technical assistance. In addition, the non-profit organization administering the program will provide workshop opportunities, education services and libraries for the Summer Sprout gardeners. Funding supports the use of vacant, city-owned property as garden sites, provision of gardening supplies, and technical assistance to developers of neighborhood gardens. Produce generated is distributed among the Cleveland residents maintaining the sites and is donated to local food pantries.

36. Neighborhood Improvement - City-Owned Public Facilities

City-owned public facilities that are not for the general conduct of government can be created or improved to serve low- and moderate-income persons, low- and moderate-income areas and/or address slum and blight.

The Department of Community Developments is responsible for two such City-owned public facilities:

- North Point Transitional Housing- 1506 Superior Avenue, Cleveland, OH
- Five Pointe Community Center, also known as the Collinwood Community Services Center- 813 East 152nd Street, Cleveland, OH

37. Neighborhood Improvement - Other Neighborhood Public Facilities

The City is also seeking to support the creation of the Mercado on West 25th Street in the Clark-Fulton neighborhood. The Mercado is a public facility to support public service activities and small business incubator-type space for businesses to service a Low/Mod Area.

38. Neighborhood Improvement - Park and Greenspace Creation

The use of public or Land Bank parcels for park and/or greenspace that address issues of slum and blight and/or address improvements in low- and moderate-income area.

39. Neighborhood Improvement - Neighborhood Connections to Create Walkable Neighborhoods

The use of public or Land Bank parcels for neighborhood connections that create walkable neighborhoods, including bicycle infrastructure, that address issues of slum and blight and/or address improvements in low and moderate income area.

40. Neighborhood Development Activity Grants

The Neighborhood Development Activities Program (NDA) budget of \$7,400,000 or \$435,294 per ward, supports community development and other CDBG-eligible activities benefiting low and moderate-income persons and low and moderate-income areas in the City. NDA activities are generally categorized as:

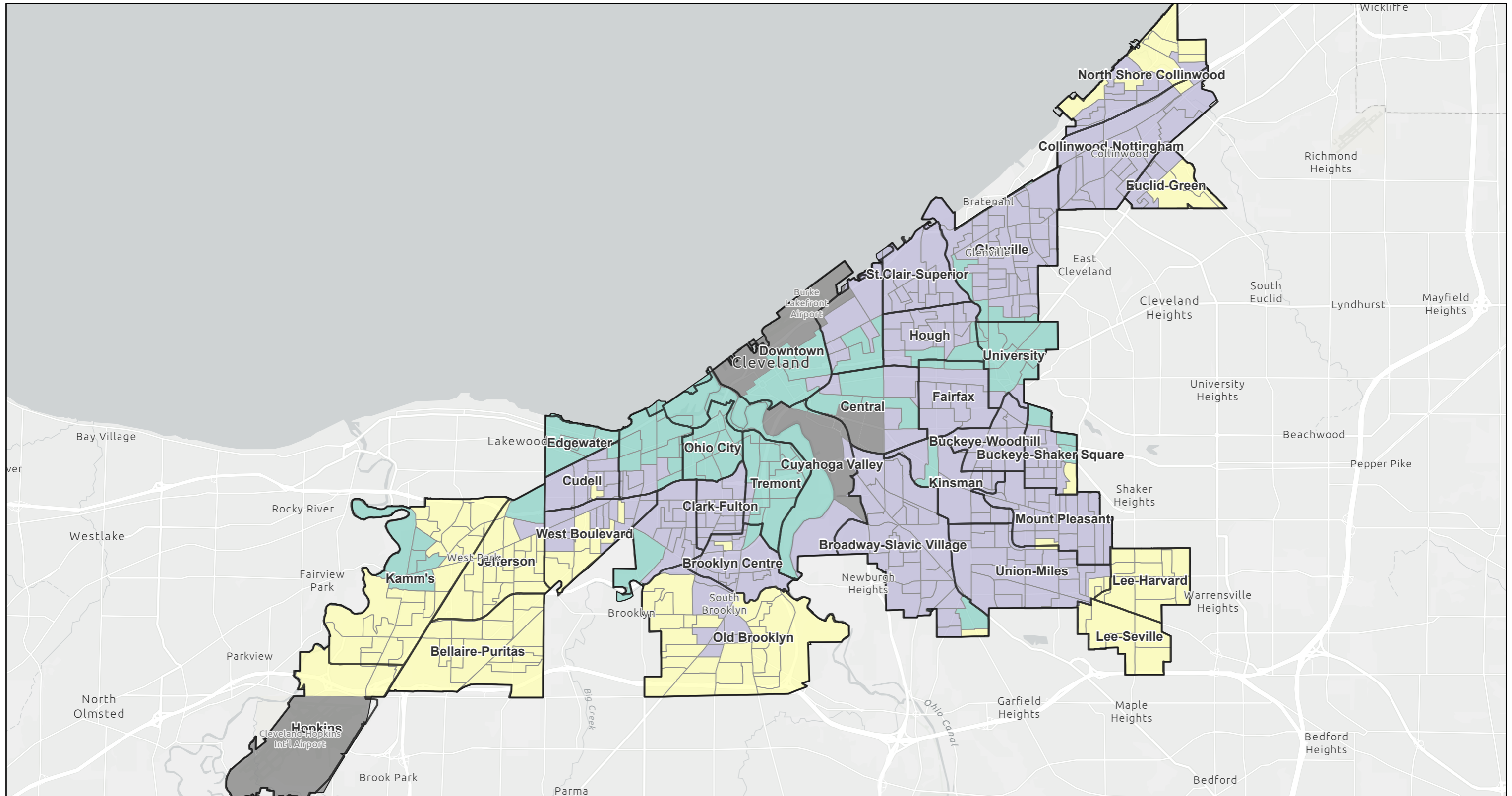
- a. Single-Family Rehabilitation,
- b. Homeownership Assistance
- c. Residential Rehabilitation Referral,
- d. Small Business Technical Assistance,
- e. Special Economic Development Activities,
- f. Design Review,
- g. Public Information,
- h. Public Services,
- i. Interim Assistance,
- j. Public Facilities,
- k. Acquisition,
- l. Demolition,
- m. Public Infrastructure, and
- n. Other eligible CDBG-activities.

The Department of Community can also fund activities under the NDA in order to fund programs and initiatives that are eligible CDBG-activities and are supported by City policy.

41. General Administration

Direct general administration costs for staff salaries and benefits expenses, as well as direct operating expenses for federal entitlement funded employees. Also included are Indirect Costs and associated public information and planning activities.

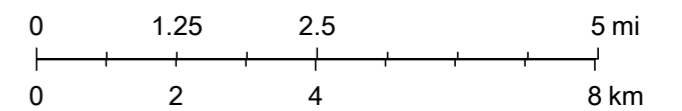
City of Cleveland Neighborhood Tiers



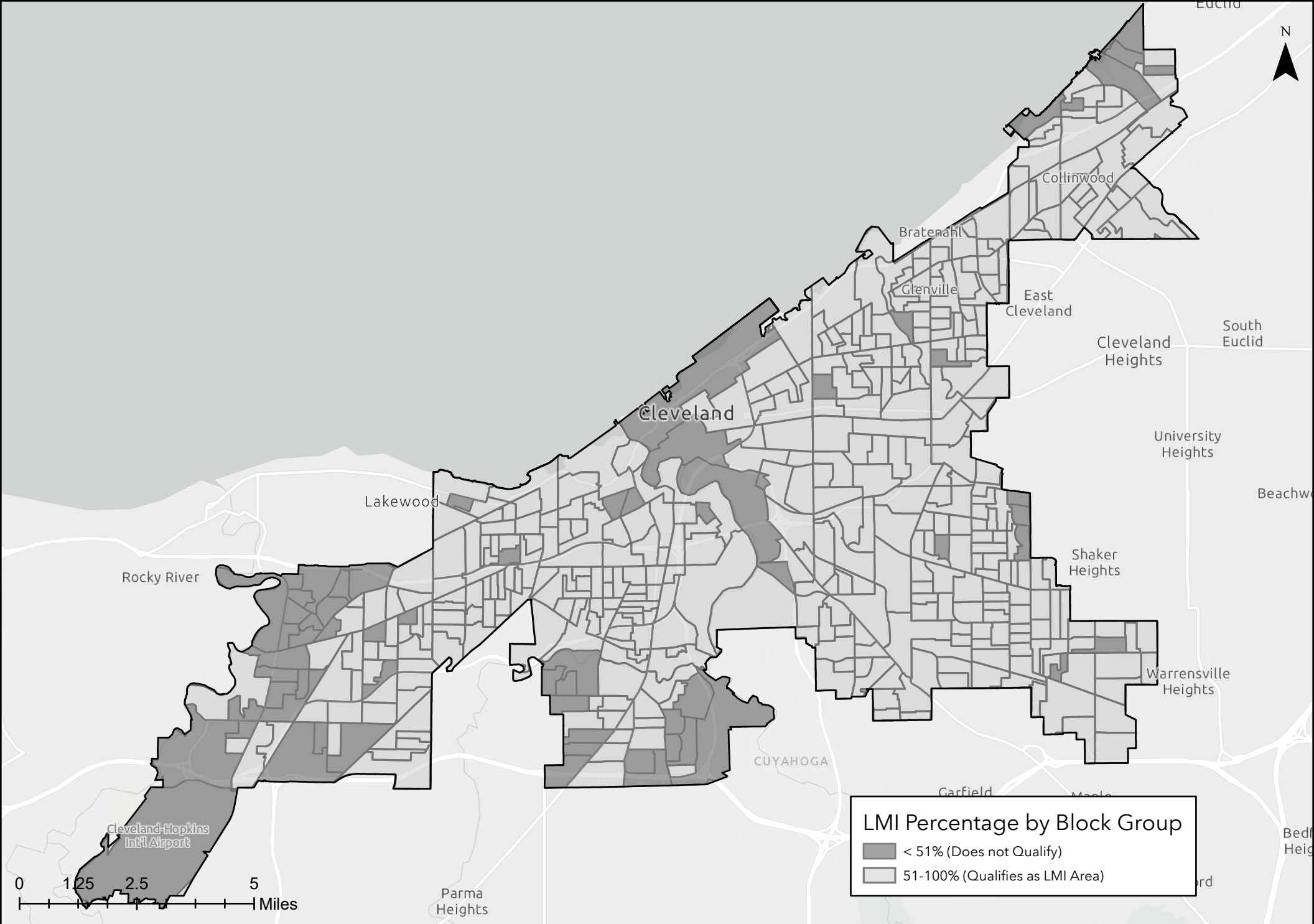
10/25/2021, 3:51:14 PM

1:144,448

- SPA Neighborhoods
- Middle Market
- Middle Neighborhoods Tax Abatement 2021
- Underinvested
- Market Rate
- N/A

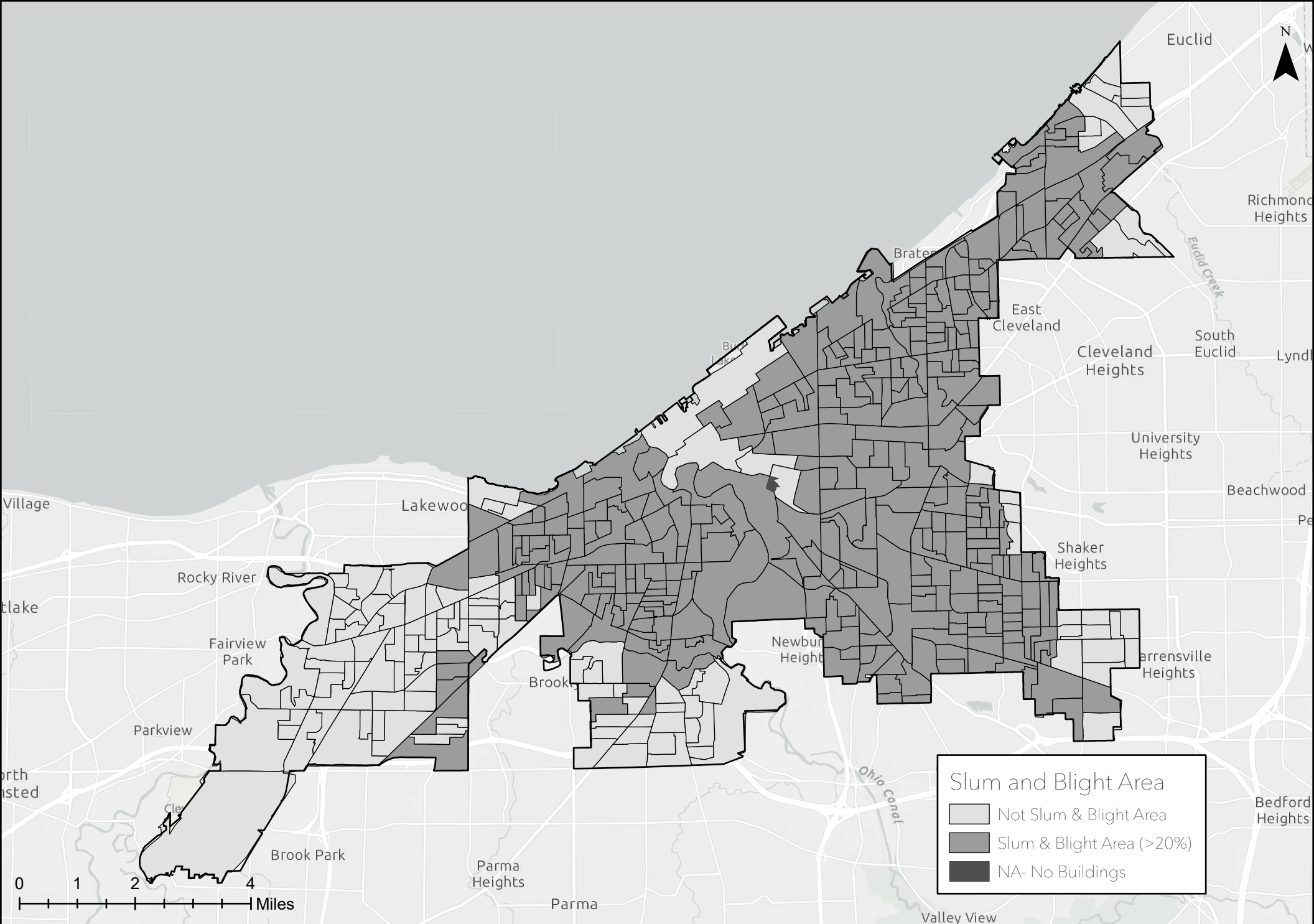


Esri, HERE, Garmin, SafeGraph, METI/NASA, USGS, EPA, NPS, USDA




















Cleveland Low to Moderate Income Population

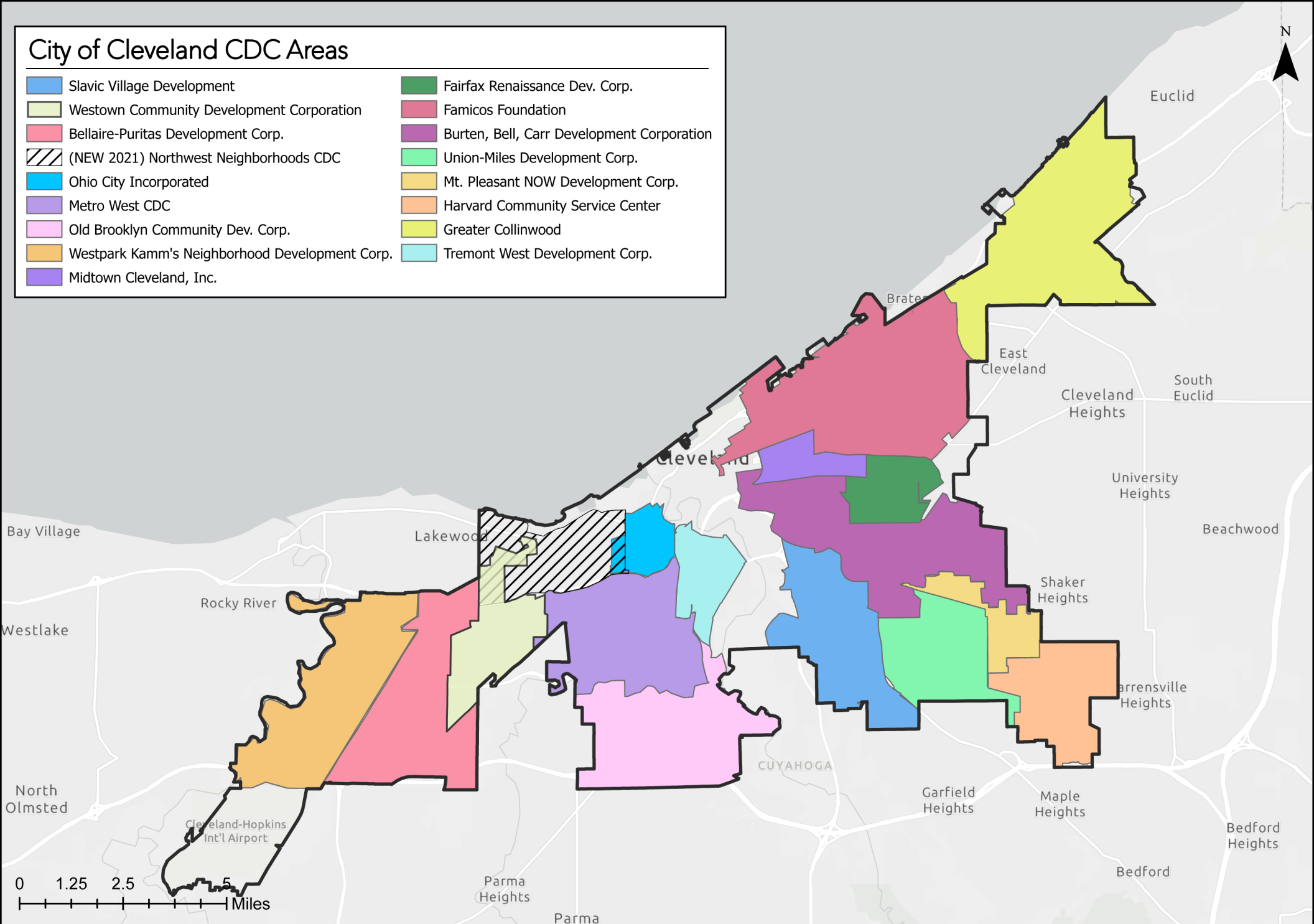
Esri, HERE, Garmin, SafeGraph, METI/NASA, USGS, EPA, NPS, USDA
 City of Cleveland
 Department of Community Development
 January 2022



Cleveland Slum & Blight Area 2017

City of Cleveland CDC Areas

- | | |
|---------------------------------------------------------------------------------------------------------------------------------|------------------------------------------------------------------------------------------------------------------------------|
|  Slavic Village Development |  Fairfax Renaissance Dev. Corp. |
|  Westtown Community Development Corporation |  Famicos Foundation |
|  Bellaire-Puritas Development Corp. |  Burten, Bell, Carr Development Corporation |
|  (NEW 2021) Northwest Neighborhoods CDC |  Union-Miles Development Corp. |
|  Ohio City Incorporated |  Mt. Pleasant NOW Development Corp. |
|  Metro West CDC |  Harvard Community Service Center |
|  Old Brooklyn Community Dev. Corp. |  Greater Collinwood |
|  Westpark Kamm's Neighborhood Development Corp. |  Tremont West Development Corp. |
|  Midtown Cleveland, Inc. | |



City of Cleveland CDC Areas

COMMUNITY DEVELOPMENT BLOCK GRANT

PY2022 Council Briefing Document

Eligibility Criteria for an Activity meeting a National Objective

Federal law requires that any activity assisted with CDBG funds (in whole or part) **must** address one of three National Objectives.

- Activities benefiting low and moderate income persons
- Activities which aid in the prevention or elimination of Slum or Blight
- Activities designed to meet community development needs having a particular urgency

Activities benefiting low and moderate income persons/households

Priority is placed on qualifying activities under this objective. (HUD requires that a minimum of 70% of total annual expenditures must benefit low/mod individuals and/or households).

Activities that benefit low- and moderate-income households/persons fall under four categories:

- **Area Benefit Activities**: Qualify as addressing the low/mod objective if the activity benefits all residents in a particular area (service area) where at least 51% of the residents are low mod persons (based on the most current census data).

The service area (defined by appropriate census tracts/Block Groups using common sense judgment) must be identified and documented in the activity's file prior to funding and implementation.

Examples of area benefit activities are physical/capital infrastructure improvements such as, parks, playgrounds, sidewalks and streets, storefront renovation and neighborhood facilities.

- **Limited Clientele Activities**: Qualify as addressing the low/mod objective if at least 51% of the program/activity recipients are low or moderate income. This is determined by the total household income of the recipient's family.

These activities are considered direct benefit activities and benefit a specific group of people (rather than all residents in a particular service area).

Examples of limited clientele activities are elderly and youth services, meal programs, job training and child day care. An application/sign-up process is generally needed for this type of activity.

- **Housing Activities**: Qualify as addressing the low/mod objective if the unit assisted (one unit structure) is occupied by a low/mod household. Two unit structures must have at least one unit occupied by a low/mod household. Structures with more than two units must have at least 51% of the units occupied by low/mod households.

These activities are considered direct benefit activities.

PY2022 Council Briefing Document/Criteria for Activity Eligibility (cont'd)

Examples of Housing activities are new construction of housing or repair/rehabilitation of existing housing.

- **Job Creation or Retention Activities**: Qualify as meeting the low/mod objective if at least 51% of the permanent jobs created or retained are filled by, or available to low/mod income persons.

These activities are considered direct benefit activities. Activities qualifying under this category are generally direct economic development assistance to (for-profit) businesses.

Aid in the Prevention or elimination of Slum or Blight Conditions

If an activity fails to qualify as a benefit to low and moderate income persons, it may address this national objective.

- **Slum/Blight Area Basis**: Qualifies as a slum/blight “area basis” activity if:
 - The project area meets the definition of a slum, blighted, deteriorated or deteriorating area under state or local law;
 - Throughout the area there is a substantial number of deteriorated or deteriorating buildings;
 - Documentation is maintained by the recipient on area boundaries and the condition which qualified the area at the time of its designation; and,
 - The assisted activity is designed to address one or more of the conditions that contributed to the deterioration of the area.

An activity may also address the slum/blight national objective on a “**spot basis**”; however, this objective is valid only if it is for acquisition, clearance/demolition, relocation, historic preservation and building rehabilitation (only to the extent necessary to eliminate specific conditions detrimental to public health and safety).

Meet Community Development Needs Having a Particular Urgency

To address this national objective, an activity must be designed to alleviate existing conditions that the City certifies:

- Pose a serious and immediate threat to the health or welfare of the community;
- Are of recent origin or recently became urgent;
- The City is unable to finance it on its own; and,
- Other resources or funds are not available.

This objective is rarely used to qualify CDBG activities.

Matrix Code Key		National Objective Codes (N = Not Allowed)														
Code	Eligible Activity	LMA	LMAFI	LMASA	LMC	LMCMC	LMCSV	LMH	LMHSP	LMJ	LMJFI	LMJP	SBA	SBS	SBR	URG
01	Acquisition of Property - 570.201(a)					N	N				N					
02	Disposition - 570.201(b)					N	N				N			N		
03A	Senior Centers	N				N	N	N	N							
03B	Facility for Persons with Disabilities	N				N	N	N	N							
03C	Homeless Facilities (not operating costs)	N				N	N	N	N							
03D	Youth Centers	N				N	N	N	N							
03E	Neighborhood Facilities					N	N	N	N							
03F	Parks, Recreational Facilities		N	N		N	N	N	N	N		N				
03G	Parking Facilities					N	N	N	N							
03H	Solid Waste Disposal Improvements					N	N									
03I	Flood Drainage Improvements					N	N									
03J	Water/Sewer Improvements					N	N									
03K	Street Improvements					N	N									
03L	Sidewalks					N	N									
03M	Child Care Centers	N				N	N	N	N							
03N	Tree Planting					N	N		N							
03O	Fire Station/Equipment		N	N	N	N	N	N	N	N		N				
03P	Health Facilities					N	N	N	N							
03Q	Abused and Neglected Children Facilities	N				N	N	N	N							
03R	Asbestos Removal					N	N	N	N							
03S	Facilities for AIDS Patients (no op'ing costs)	N				N	N	N	N							
03T	Operating Costs Homeless/AIDS Patients	N	N	N		N	N	N	N	N	N			N	N	
03Z	Other Public Improvements Not Listed in 03A-03S					N	N									
04	Clearance and Demolition					N	N				N					
04A	Cleanup of Contaminated Sites					N	N				N					
05A	Senior Services	N	N	N		N		N	N	N	N	N		N	N	
05B	Services for Persons with Disabilities	N	N	N		N		N	N	N	N	N		N	N	
05C	Legal Services		N	N		N		N	N	N	N	N		N	N	
05D	Youth Services	N	N	N		N		N	N	N	N	N		N	N	
05E	Transportation Services		N	N		N		N	N	N	N	N		N	N	
05F	Substance Abuse Services		N	N		N		N	N	N	N	N		N	N	
05G	Services for Victims of Domestic Violence, Dating Violence, Sexual Assault, or Stalking	N	N	N		N		N	N	N	N	N		N	N	
05H	Employment Training		N	N		N		N	N	N	N	N		N	N	
05I	Crime Awareness		N	N		N		N	N	N	N	N		N	N	
05J	Fair Housing Activities-Subj.to Pub.Serv.Cap		N	N		N		N	N	N	N	N		N	N	
05K	Tenant/Landlord Counseling	N	N	N		N		N	N	N	N	N		N	N	
05L	Child Care Services	N	N	N		N		N	N	N	N	N		N	N	
05M	Health Services		N	N		N		N	N	N	N	N		N	N	
05N	Abused and Neglected Children	N	N	N		N		N	N	N	N	N		N	N	
05O	Mental Health Services		N	N		N		N	N	N	N	N		N	N	
05P	Screening for Lead Based Paint/Lead Hazards	N	N	N		N		N	N	N	N	N		N	N	
05Q	Subsistence Payments	N	N	N		N		N	N	N	N	N		N	N	
05R	Homebuyer Downpayment Assistance - Excluding Housing Counseling, under 24 CFR 5.100	N	N	N	N	N	N			N	N	N		N	N	
05S	Rental Housing Subsidies	N	N	N	N	N				N	N	N		N	N	
05T	Security Deposits	N	N	N	N	N				N	N	N		N	N	
05U	Housing Counseling Only, under 24 CFR 5.100	N	N	N		N	N			N	N	N	N	N	N	N
05V	Neighborhood Cleanups		N	N	N	N		N	N	N	N	N		N	N	
05W	Food Banks		N	N		N		N	N	N	N	N		N	N	
05X	Housing information and referral services	N	N	N		N	N			N	N	N	N	N	N	N
05Y	Housing Counseling under 24 CFR 5.100 supporting homebuyer downpayment assistance (05R)	N	N	N	N	N	N			N	N	N		N	N	
05Z	Other Public Services Not Listed in 03T and 05A-05Y		N	N		N		N	N	N	N	N		N	N	
06	Interim Assistance		N	N	N	N	N	N	N	N	N	N			N	
07	Urban Renewal Completion					N	N				N		N	N		N
08	Relocation					N	N				N					
09	Rental Income Loss					N	N				N					
11	Privately Owned Utilities					N	N				N					
12	Construction of Housing	N	N	N	N	N	N			N	N	N		N		
13A	Housing Counseling, under 24 CFR 5.100, for Homeownership Assistance 13B	N	N	N	N	N	N			N	N	N	N	N	N	N
13B	Homeownership Assistance - excluding Housing Counseling under 24 CFR 5.100	N	N	N	N	N	N			N	N	N	N	N	N	N

Matrix Code Key		National Objective Codes (N = Not Allowed)														
Code	Eligible Activity	LMA	LMAFI	LMASA	LMC	LMCMC	LMCSV	LMH	LMHSP	LMJ	LMJFI	LMJP	SBA	SBS	SBR	URG
14A	Rehab; Single-Unit Residential	N	N	N	N	N	N			N	N	N				
14B	Rehab; Multi-Unit Residential	N	N	N	N	N	N			N	N	N				
14C	Public Housing Modernization	N	N	N	N	N	N			N	N	N				
14D	Rehab; Other than Public-Owned Residential Buildings	N	N	N	N	N	N			N	N	N				
14E	Rehab. Pub./Pvt.-Comm'/Indust'					N	N	N	N							
14F	Energy Efficiency Improvements	N	N	N	N	N	N			N	N	N				
14G	Acquisition for Rehabilitation	N	N	N	N	N	N			N	N	N				
14H	Rehabilitation Administration					N	N									
14I	Lead-Based Paint Abatement	N	N	N	N	N	N			N	N	N				
14J	Housing Services, excluding Housing Counseling under 24 CFR 5.100	N	N	N	N	N	N			N	N	N	N	N	N	N
14K	Housing Counseling, under 24 CFR 5.100, Supporting HOME Program Assistance Housing Activities	N	N	N	N	N	N			N	N	N	N	N	N	N
14L	Housing Counseling, under 24 CFR 5.100, in Conjunction with CDBG Assisted Housing Rehab	N	N	N	N	N	N			N	N	N				
15	Code Enforcement		N	N	N	N	N	N	N	N	N	N		N		
16A	Residential Historic Preservation	N	N	N	N	N	N			N	N	N				N
16B	Non-Residential Historic Preservation					N	N	N	N							N
17A	ED Acquisition by Recipient					N	N	N	N							
17B	CI Infrastructure Development					N	N	N	N					N		
17C	CI Building Acq., Construction, Rehabilitation					N	N	N	N			N				
17D	Other Commercial/Industrial Improvements					N	N	N	N			N				
18A	ED Assistance to For-Profits				N	N	N	N	N			N		N		
18B	Economic Development: Technical Assistance				N	N	N	N	N			N		N		
18C	Micro-Enterprise Assist.						N	N	N			N		N		
19C	Nonprofit Capacity Building															
19E	Operation and Repair of Foreclosed Property		N	N	N	N	N			N	N	N	N	N	N	N
19F	Planned Repayments of Sec.108 Loans	N	N	N	N	N	N	N	N	N	N	N	N	N	N	N
19G	Unplanned Repayments of Sec.108 Loans	N	N	N	N	N	N	N	N	N	N	N	N	N	N	N
19H	State CDBG Technical Assistance to Grantees	N	N	N	N	N	N	N	N	N	N	N	N	N	N	N
20	Planning	N	N	N	N	N	N	N	N	N	N	N	N	N	N	N
20A	State Planning-only 570.483(b)(5) and (c)(3)															N
21A	General Program Admin. - 570.206	N	N	N	N	N	N	N	N	N	N	N	N	N	N	N
21B	Indirect Costs	N	N	N	N	N	N	N	N	N	N	N	N	N	N	N
21C	Public Information	N	N	N	N	N	N	N	N	N	N	N	N	N	N	N
21D	Fair Housing Activity (subject to Admin. cap)	N	N	N	N	N	N	N	N	N	N	N	N	N	N	N
21E	Submissions or Applications for Federal Programs	N	N	N	N	N	N	N	N	N	N	N	N	N	N	N
21H	CDBG Funding of HOME Admin.	N	N	N	N	N	N	N	N	N	N	N	N	N	N	N
21I	CDBG Funding of HOME CHDO Operating Costs	N	N	N	N	N	N	N	N	N	N	N	N	N	N	N
21J	State Administration Costs	N	N	N	N	N	N	N	N	N	N	N	N	N	N	N
23	Tornado Shelters - Private Mobile Home Parks		N	N	N	N	N	N	N	N	N	N	N	N	N	N
24A	Payment of Interest on Section 108 Loans	N	N	N	N	N	N	N	N	N	N	N	N	N	N	N
24b	Payment of Costs of Section 108 Financing															
24C	Debt Service Reserve	N	N	N	N	N	N	N	N	N	N	N	N	N	N	N
National Objective Key										Entitlements			States			
LMA	Low- and moderate-income (Low/Mod) Area Benefit									570.208(a)(1)			570.483(b)(1)			
LMAFI	Low/Mod Area Benefit CDFI									570.208(d)(6)(i)			570.483(e)(4)			
LMASA	Low/Mod Area Benefit NRSA									570.208(d)(5)(i)			570.483(e)(5)			
LMC	Low/Mod Limited Clientele									570.208(a)(2)			570.483(b)(2)			
LMCMC	Low/Mod Limited Clientele Microenterprise Development									570.208(a)(2)(iii)			570.483(b)(2)(iv)			
LMCSV	Low/Mod Limited Clientele, Job Service Benefit									570.208(a)(2)(iv)			570.483(b)(2)(v)			
LMH	Low/Mod Housing									570.208(a)(3)			570.483(b)(3)			
LMHSP	Low/Mod Housing, CDFI or NRSA									570.208(d)(5)(ii) & (d)(6)(ii)			570.483(e)(5)			
LMJ	Low/Mod Job Creation or Retention									570.208(a)(4)			570.483(b)(4)			
LMJFI	Low/Mod Job Creation/Retention, Public Facility/Improvement									570.208(a)(4)(vi)(F)			570.483(b)(4)(vi)(F)			
LMJP	Low/Mod Job Creation or Retention, Location Based									570.208(a)(4)(iv)(B)			570.483(b)(4)(iv)(B)			
SBA	Slum and Blight Area									570.208(b)(1)			570.483(c)(1)			
SBS	Slum and Blight Spot									570.208(b)(2)			570.483(c)(2)			
SBR	Slum and Blight Urban Renewal/Planning Activities (States)									570.208(b)(3)			570.483(c)(3)			
URG	Urgent Needs									570.208(c)						

2022 ENTITLEMENT BUDGET HEARING FACTS SHEET

COMMUNITY DEVELOPMENT BLOCK GRANT PROGRAM (CDBG): Created under the Housing and Community Development Act of 1974, this program provides grant funds to local and state governments to develop viable urban communities by providing decent housing with a suitable living environment and expanding economic opportunities to assist low- and moderate-income residents. CDBG replaced several categorical grant programs, such as the Model Cities program, the Urban Renewal program, and the Housing Rehabilitation Loan and Grant program.

City of Cleveland CDBG Funded Programs

Citywide Development Assistance Program	
Overview	The Citywide Development Assistance Program supports non-profit organizations with programs that promote the revitalization of Cleveland's housing stock and neighborhood commercial districts. Eligible programs must accomplish, at a minimum, one of the following objectives: <ol style="list-style-type: none"> 1. Provide a comprehensive assortment of counseling services to help homeowners remain in their homes (10 Year Housing Plan Strategic Initiatives); 2. Increase affordable housing opportunities for renter households (10 Year Housing Plan Affordable Housing Expansion and Preservation); 3. Implement a strategy to effectively address vacant and abandoned structures (10 Year Housing Plan Support Housing Infill Development); 4. Stimulate the renovation or rehabilitation of vacant and abandoned structures (10 Year Housing Plan Strategic Initiatives); 5. Increase the availability of incentive-based housing rehabilitation programs for Cleveland residents (10 Year Housing Plan Safe Housing Initiatives); 6. Strengthen the demand for housing through marketing and purchase assistance (10 Year Housing Plan Strategic Initiatives); or 7. Strengthen and stabilize neighborhood commercial districts (10 Year Housing Plan Strategic Initiatives).
Nat'l Obj.	Provide benefit(s) to low to moderate income persons; or Aid in the elimination of slums and blighted conditions
Eligibility	Non-Profit Organizations
Selection	A Request for Proposals (RFP) is released to current grantees and others by request in early February, with a proposal due date in early March. Grantee awards are announced in June.
Award	A review committee scores and ranks all proposals. Awards are determined by requested amount, scores and amount of funding available. A decision memo is presented to the Director of Community Development.
Dept. Manual	Chapter 101

Citywide Social Services Program	
Overview	The Department funds programs and services that improve the quality of life for low to moderate income persons. Special consideration is given to activities that: <ol style="list-style-type: none"> 1. Address or mitigate systemic poverty; 2. Address or mitigate youth violence; 3. Address or mitigate poverty and accessibility among elderly; or 4. Address or mitigate other needs.
Nat'l Obj.	Provide benefit(s) to low to moderate income persons.
Eligibility	Non-Profit Organizations
Selection	A Request for Proposals (RFP) is released to current grantees and others by request in early February, with a proposal due date in early March. Grantee awards are announced in June.
Award	A review committee scores and ranks all proposals. Awards are determined by requested amount, scores and amount of funding available. A decision memo is presented to the Director of Community Development.
Dept. Manual	Chapter 102

City of Cleveland CDBG Funded Programs (cont'd)

Community Development Corporations Activities Grants	
Overview	The primary objective of the CDC Activity Grant Program is to repair or redevelop housing or provide services in low to moderate-income areas or services to low and moderate income residents, as well as services to business serving these areas or populations. The Department expects CDC grantees to provide pivotal programs or activities that result in measurable change by addressing the greatest needs and priorities of Cleveland neighborhoods, with an emphasis on: <ol style="list-style-type: none"> 1. Single Family Housing Rehabilitation 2. Residential Rehabilitation Referrals 3. Public Services performed by Community Based Development Organizations (CBDO) 4. Re-utilizing vacant land, including interim assistance where a permanent solution has been determined. 5. General Business Technical Assistance 6. Design Review 7. Public Information
Nat'l Obj.	Provide benefit(s) to low to moderate income persons; or Aid in the elimination of slums and blighted conditions
Eligibility	Community Development Corporations
Selection	The Department of Community Development allocates a portion of its federal CDBG entitlement grant for this purpose annually. A Request for Proposals (RFP) is released to current grantees and others by request in early December, with a proposal due date in early February. Grantee awards are announced in June.
Award	A review committee scores and ranks all proposals. Awards are determined by requested amount, scores and amount of funding available. A decision memo is presented to the Director of Community Development.
Dept. Manual	Chapter 103

Neighborhood Development Activity Grants	
Overview	Neighborhood Development Activity Programs (NDA) are activities benefiting low and moderate income residents that are funded by Cleveland City Council representatives, through a line-item set-aside of CDBG funds. NDA activities are generally categorized as public services and other special activities, but City Council often uses these funds to supplement CDC Activity Grant Programs.
Nat'l Obj.	Provide benefit(s) to low to moderate income areas; Provide benefit(s) to low to moderate income persons; or Aid in the elimination of slums and blighted conditions
Eligibility	Community Development Corporations Non-Profit Organizations City Departments providing eligible services City Departments improving eligible public facilities City Department improving eligible infrastructure
Selection	There is no RFP process for NDA Program funds. Applications are available year round. Grantees are encouraged to submit applications early in the program year to ensure sufficient ward funding is available. The annual line-item award for NDA is a negotiated amount set by the Department of Community Development and Cleveland City Council. Since 2019 this amount has been \$7,400,000 annually, with each Ward representative receiving \$435,000 to support CDBG-eligible serving their communities, at their discretion. The amount each ward can allocate to Public Service programs is capped at \$75,000/year. NDA ward balances automatically roll over each program year, but the Public Service cap must be used within the allotted program year.
Award	Awards are determined by a completed Program Information Form (PIF)
Dept. Manual	Chapter 106

City of Cleveland CDBG Funded Programs (cont'd)

Repair-A-Home (RAH)	
Overview	Repair-A-Home is an owner occupied home repair program. A key component to the revitalization of Cleveland's neighborhoods is the preservation and improvement of the local housing stock. The Program provides loans to owner applicants who are not eligible for traditional financing. The RAH program provides loans for repair of 1-2 family dwellings at interest rates ranging from deferred and 0% to 3% , depending on the applicants income. 50% of the loan is forgiven if the applicant remains in the property for five (5) years. A written agreement is required of the applicant to participate. The applicant's ability to repay the loan will be taken into consideration when determining the loan payback. Monies must be used to repair homes to meet code and housing quality standards. The maximum loan term is 30 years. The repayment term is dependent upon the amount of disposable income available.
Nat'l Obj.	Provide benefit(s) to low to moderate income persons
Eligibility	The Repair-A-Home program serves 1 and 2 family, owner-occupied properties. Primary residents means Mortgagor resides in the Premise at least 270 days per calendar year.
Selection	The Repair-A-Home Program has a rolling application process. Provided there is funding available there is no deadline for applications.
Award	Applications determined to complete and eligible are awarded funds on a rolling basis, depending on availability of funds.
Dept. Manual	Chapter 107

Senior Homeownership Assistance Program (SHAP)	
Overview	<p>A key component to the revitalization of Cleveland's neighborhoods is the preservation and improvement of the local housing stock. The purpose of the SHAP program is to assist low-income senior and disabled owner occupants with critical health or safety repairs.</p> <p>The City through the Department of Community provides repair Grants to eligible senior and disabled applicants. The SHAP program provides grants that are accessed through the Department of Aging for elderly (60+) and disabled low-income homeowners. The grant is designed for single project home repairs, limited to:</p> <ol style="list-style-type: none"> 1. roof/gutter improvements; 2. electrical repairs; 3. plumbing repairs; 4. driveway replacement; 5. porch repair/replacement; and 6. lifts. <p>Applicants must reside in (and own) single or two-family homes in need of critical, health and safety repairs.</p>
Nat'l Obj.	Provide benefit(s) to low to moderate income elderly
Eligibility	<p>The program is available to seniors or disabled homeowners with household income of 35% or less of area median income.</p> <p>There are four steps to determining eligibility:</p> <ol style="list-style-type: none"> 1. Letter of Interest- Completed with the Department of Aging that is a preliminary assessment of the applicant, property and work needed. 2. Applicant Income Eligibility- Completed by Financial Counselor's using HUD's Part 5 Income documentation requirements to establish that the applicant's household income does not exceed 35% of Area Median Income. 3. Property Eligibility- Completed by Financial Counselor's and Rehab Inspectors using the City of Cleveland's Rehabilitation Guidelines 4. Procurement of Contractor- Completed by Bidding Coordinator using the City of Cleveland SHAP bidding process
Selection	The Senior Homeownership Assistance Program has a rolling application process. Provided there is funding available there is no deadline for applications.
Award	Applications determined to complete and eligible are awarded funds on a rolling basis, depending on availability of funds.
Dept. Manual	Chapter 108

City of Cleveland CDBG Funded Programs (cont'd)

Storefront Renovation Program (SRP)	
Overview	The goal of the SRP is to provide design, technical and financial assistance to commercial building and business owners who renovate the exterior surfaces of their buildings, and/or, install new business signage (in already renovated buildings) in Cleveland's neighborhoods, to thereby provide the area residents with retail goods and services in retail districts that are attractive, safe and welcoming. The SRP's further goal is to create an increased economic and visual impact when a critical mass of renovated projects are completed over time in a neighborhood's retail district.
Nat'l Obj.	Aid in the elimination of slums and blighted conditions
Eligibility	<p>Storefront Renovation Eligibility- The Storefront Renovation Program requires that the storefront be comprehensively renovated. Comprehensive refers to an extensive rehabilitation of the front and visible sides of the building that includes not only maintenance, but also a significant visual impact, at the discretion of the City's Design Specialists.</p> <p>Signage Only Eligibility- Eligible projects must meet one of the following criteria:</p> <ol style="list-style-type: none"> 1. The building rehabilitation is currently under construction (under contract) with the SRP and the Applicant is a brand new business whose sign costs are not already included in the building's rehabilitation contract; 2. The building was previously completed through the SRP or was renovated privately and meets SRP design standards; it does not currently require any exterior maintenance as determined by the City of Cleveland and the CDC; and the Applicant's signage was not previously addressed through the program; 3. The exterior of the building was previously rehabilitated without the assistance of the Storefront Program, but: <ol style="list-style-type: none"> a. Has been rehabilitated to SRP design standards; and b. Does not require any additional exterior rehabilitation or maintenance; and c. Is located in a Storefront Renovation Program Target Area.
Selection	The SRP is funded from CDBG (federal) funds that are used to provide a rebate back to the participant upon the full completion and payment of the project. The SRP accepts rolling applications throughout the funding year that runs from July 1st to June 30th. Projects receive rebate funding commitments upon a first-come, first-served basis based on the project's completion of the project development phases: application received/approved by City staff; design/scope of work provided by SRP Design Specialist; applicant undertakes bid process, applicant submits bids to City; City approves bid package, applicant completes contract preparation documents with the City. SRP contract executed with Applicant whereby rebate funds are committed to the project.
Award	Applications determined to complete and eligible are awarded funds on a rolling basis, depending on availability of funds.
Dept. Manual	Chapter 109

Model Block Program	
Overview	<p>The Model Block Program is designed to support strategic initiatives that leverage public and private investment by providing grants to homeowners for the purpose of making repairs on the exterior of their homes. The program will be using a model that focuses on small geographies consisting of a handful of blocks built around commercial corridors in neighborhoods that could see some growth with a small amount of investment.</p> <p>Implementation of the program is the responsibility of the Neighborhood Development Advisor (NDA), but relies on partnership from the Healthy Homes Initiative (HHI) and a Neighborhood Organization (NO) who services the targeted geography. It is the responsibility of the NDA to process contracts and payments for each applicant while the HHI and NO coordinate together to collect applications and provide proper notice to Model Block Residents and Applicants.</p> <p>The National Objectives that will be used for this project Activities to Address Slums or Blight on an Area Basis (24 CFR 570.208(b)(1)) and Activities to address slums or blight on a spot basis (24 CFR 570.208(b)(2)). Most of the City will fall into the former objective while the latter objective can be used for the city's more robust neighborhoods.</p>
Nat'l Obj.	Aid in the elimination of slums and blighted conditions
Eligibility	All homeowners in the Model Block geography are eligible to apply to the Model Block Program.
Selection	Funding is made available through an annual Request for Proposals. This RFP is issued in June of each year, but applications are accepted on a rolling application basis. Provided there is funding available there is no deadline for applications.
Award	<p>Matching Grants of up to \$25,000 would be available to all participants at a 1:1 match. Owner Occupants making 100% AMI or less would be eligible for a grant of \$25,000 with a 3:1 match ratio and Owner Occupants making less than 60% AMI would be eligible for a grant of \$25,000 with no match requirement.</p> <p>Awards are determined by requested amount, scores and amount of funding available. A decision memo is presented to the Director of Community Development.</p>
Dept. Manual	Chapter 203

City of Cleveland CDBG Funded Programs (cont'd)

Public Works –Hazardous Tree Removal	
Overview	The Cleveland Land Reutilization (Land Bank) Hazardous Tree Removal program addresses hazardous and dangerous trees and tree branches on land owned by the Cleveland Department of Community Development’s Land Reutilization Program. This is a collaborative program between the Department of Community Development and the Department of Public Works (Park Maintenance and Properties). The program resolves major tree nuisances and hazards that are not minor nuisances.
Nat’l Obj.	Eligible programs must address one of the following National Objectives as designated by the U.S. Department of Housing and Urban Development (HUD): 1. Provide benefit(s) to low to moderate income areas
Eligibility	The Division of Park Maintenance and Properties determines if a tree is in declining condition. Lots are only eligible for this program if they are located within a qualifying Low-Mod Area.
Selection	Provided there is funding available there is no deadline for tree removal.
Award	Awards are determined by the Department of Public Works review process.
Dept. Manual	Chapter 110

Public Works – Lot Clean Up Program (Project Clean)	
Overview	Work crews will be responsible for cleaning and trimming City of Cleveland lots, and for bagging debris following grass cutting. Work performed is primarily limited to the spring, summer, and fall seasons. Occasional and rare work is performed in the winter months and is only necessary when the nuisance is significantly egregious or an emergency.
Nat’l Obj.	Eligible programs must address one of the following National Objectives as designated by the U.S. Department of Housing and Urban Development (HUD): 1. Provide benefit(s) to low to moderate income areas
Eligibility	The Division of Park Maintenance and Properties determines if a parcel is in declining condition. Lots are only eligible for this program if they are located within a qualifying Low-Mod Area.
Selection	Provided there is funding available there is no deadline for lot clean up.
Award	Awards are determined by the Department of Public Works review process.
Dept. Manual	Chapter 111

City of Cleveland CDBG Funded Programs (cont'd)

Building and Housing Demolition and Board-Up Program	
Overview	Community Development Block Grant (CDBG) funds are budgeted for the emergency and non-emergency demolition of condemned and vacant properties, as well as for the boarding of condemned or fire damaged structures that are open and pose a hazard to the surrounding community. CDBG funds will be used for the abatement of nuisances through administrative and civil actions. The program also includes funding for title search activities.
Nat'l Obj.	Eligible programs must address one of the following National Objectives as designated by the U.S. Department of Housing and Urban Development (HUD): 1. Provide benefit(s) to low to moderate income areas
Eligibility	The Department of Building and Housing must submit each activity (demolition, board-up, title search) under this program to the Department of Community Development's compliance staff to perform a national objective and environmental review before starting work. Each activity under this program must be concurrent with a low-mod area or slum blight national objective for the Department of Community Development to consider it eligible for reimbursement.
Selection	Funding is provided as part of the annual CDBG award received from HUD. Ordinances to accept and expense funds are passed by Cleveland City Council, and the Department of Community Development budgets and allocates funding (includes any prior year's balances) for use during the Plan Year. The Building and Housing Demolition and Board-Up Program has a rolling submission process. Provided there is funding available there is not deadline for submissions. The Cleveland Department of Building & Housing agrees to follow all applicable Department of Housing and Urban Development (HUD) regulations in administering this program and will provide monthly reports to the Compliance Manager, Department of Community Development no later than the 25th of each month for the preceding calendar month describing financial and programmatic activities performed relative to this grant. The reports will be submitted electronically, in Microsoft Excel format, on the Community Development SBA reporting form, and shall include the following information: 1. The sub fund number that the demolition/board up cost was charge to; 2. Address of the demolished/board up property; 3. Permanent Parcel Number (PPN) of the demolished/board up property; 4. Purchase order/contract number for the demolition/board up; 5. The actual cost of the demolition/board up; 6. Ward and Zip code; 7. Number of units in property; 8. All demolitions exceeding \$200,000 in Federal Funding per site, must adhere to Section 3 reporting requirements; 9. All demolitions/board ups exceeding \$2,000, with future new construction projects planned for sites, must adhere to Davis-Bacon prevailing wage requirements for both the demolition/board up itself and the future new construction project, if the demolition/board up and the new construction are part of the same contract; 10. All non-emergency demolitions/board ups must comply with the City's Office of Equal Opportunity's Chapter 187 & 188 codified ordinances; 11. Evidence of compliance with applicable regulations (ERR, Section 3, Davis-Bacon, OEO 187 & 188).
Award	Awards are determined by the Department of Building and Housing review process.
Dept. Manual	Chapter 113

Department of Aging – Chore Program	
Overview	Workers will perform manual tasks for eligible elderly 60 years of age and older and adults with disabilities. Chore services performed will include: grass cutting, leaf raking, snow removal, (steps and walks), general house cleaning, installation of smoke detectors and carbon monoxide detectors (when available) and occasionally group transportation. In addition to fulltime, part time and seasonal staff the Department of Aging will engage the assistance of supervised Court Community Service workers to assist with the outdoor Chore tasks.
Nat'l Obj.	Eligible programs must address one of the following National Objectives as designated by the U.S. Department of Housing and Urban Development (HUD): 1. Provide benefit(s) to low to moderate income elderly
Eligibility	The Department of Building and Housing must submit each activity (demolition, board-up, title search) under this program to the Department of Community Development's compliance staff to perform a national objective and environmental review before starting work. Each activity under this program must be concurrent with a low-mod area or slum blight national objective for the Department of Community Development to consider it eligible for reimbursement.
Selection	Provided there is funding available there is no deadline for Chore program.
Award	Awards are determined by the Department of Aging review process.
Dept. Manual	Chapter 114

City of Cleveland CDBG Funded Programs (cont'd)

Department of Public Health – AIDS Prevention Program Match	
Overview	The goal of the AIDS Prevention Program is to reduce the rate of new HIV infections among Cleveland residents. Prevention interventions must utilize theoretical approaches that are evidence based and scientifically proven. The City of Cleveland provides CDBG to match HUD allocation of HOPWA funding.
Nat'l Obj.	Eligible programs must address one of the following National Objectives as designated by the U.S. Department of Housing and Urban Development (HUD): 1. Provide benefit(s) to low to moderate income persons with HIV/AIDS
Eligibility	Non-Profits serving people with HIV/AIDS
Selection	A Request for Proposals (RFP) is released by the Department of Public Health to current grantees and others by request once every two years, with a proposal due date in spring every other year. Grantee awards are announced in June.
Award	Awards are determined by the Department of Public Health review process.
Dept. Manual	Chapter 116

Cleveland Land Bank	
Overview	The City of Cleveland Land Reutilization Program (aka the 'Land Bank') is a program which takes in tax foreclosed, vacant properties with the aim of repurposing them for redevelopment, whether that is new residential or commercial construction, green space or gardening, or a yard expansion for an adjacent homeowner. The program aims to strengthen the city by fostering reinvestment and returning properties to productive reuse. Parties interested in acquiring Land Bank parcels must submit an application to purchase them. Application forms are available online through the City's website, at the Community Development ("CD") office, or by mail upon request. A map of Land Bank parcels is available through City Planning Commission's ("CPC") public Geographic Information System ("GIS").
Nat'l Obj.	Not Applicable
Eligibility	Any applicant or buyer that is in good standing with the City of Cleveland may apply for a Land Bank lot, subject to the rules and requirements of the program.
Selection	How parcels will be made available for reutilization are ranked in order to preference: 1. Controlled Dispositions. a. Holds for Special Projects. See section 610.00.00 for more information. b. Competitive Requests for Proposals. See section 611.00.00 for more information. c. Market Sales. See section 612.00.00 for more information. 2. Open Applications: by any party with a proposal for reutilization of a land bank parcel(s). See section 613.00.00 for more information. 3. Side yard expansions. See section 614.00.00 for more information. 4. Agriculture and Greening by proposal. See section 615.00.00 for more information. 5. Temporary Licenses by proposal. See section 616.00.00 for more information. 6. Leasing and Easements by proposal. See section 617.00.00 for more information. If the City has two proposals at roughly the same time (before a proposal has been heard by the Land Bank Disposition Committee) the above ranking shall determine which proposal receives consideration first. Competing Applications will be considered simultaneously; priority is not given based on time of submission. The City shall select the project that is considered to be in the best interest of the City.
Award	The Cleveland Land Bank shall determine the following: 1. Does the proposal met the highest and best use determined by the City Land Bank? See Chapter 602.00.00. 2. Does the proposal met the minimum value realized that should be created for the parcel as determined by the City Land Bank? See Chapter 603.00.00. 3. Is the development timeframe reasonable? 4. Is all financing committed? 5. Is the project determined to be feasible? 6. Is a rebate or performance-based mortgage or other tool recommended and for what purpose? See section 604.04.00. Land Bank Staff shall render an opinion on the proposal and make recommendations or conditions that are needed to ensure that the proposal meets the City's goals for the parcel and that reuse will be successfully realized. Sales Price: According to Ohio Revised Code 5722.07, "An electing subdivision may, without competitive bidding, sell any land acquired by it as a part of its land reutilization program at such times, to such persons, and upon such terms and conditions, and subject to such restrictions and covenants as it deems necessary or appropriate to assure the land's effective reutilization ... , such land shall be sold at not less than its fair market value."
Dept. Manual	Chapter 600

City of Cleveland CDBG Funded Programs (cont'd)

Community Reinvestment Agreements & Banks Relations Program	
Overview	<p>Bank Relations administrates The CRA Program. This program is based upon an ordinance passed in 1994 to address the relative lack of credit and related services in the City of Cleveland especially for minorities and low-income persons and city neighborhoods.</p> <p>The objectives of the CRA program are:</p> <ol style="list-style-type: none"> 1. Review banks loans, investments and services 2. Negotiate Community Reinvestment Initiative Agreements which includes establishing annual lending goals & commitments with area lenders 3. Monitor progress of financial institutions towards meeting stated goals and objectives 4. Create partnerships for information exchange 5. Coordinate evaluation of applicants receiving city deposits (based on service and investment to residents and businesses) with Finance Department 6. Undertake initiatives or special projects related to credit, credit-related services and housing finance
Nat'l Obj.	Not Applicable
Eligibility	Community Reinvestment Agreement requirements are listed in Chapter 178 of Cleveland City Ordinances.
Selection	Department of Finance issues an RFP annual for banks to be eligible to hold City of Cleveland deposits. A requirement of this RFP is to enter into a Community Reinvestment Plan with the City of Cleveland.
Award	Not Applicable
Dept. Manual	Chapter 504

Fair Housing Program	
Overview	The Fair Housing Board was formed to ensure that Clevelanders receive fair and equal treatment in relation to housing. Housing discrimination can be due to race, religion, color, sex, sexual orientation, gender identity or expression, national origin, age, disability, ethnic group, Vietnam-era or disabled veteran status, familial status, marital status or ancestry. In addition, the Fair Housing Board promotes the principles of the City of Cleveland's Diversity Statement.
Nat'l Obj.	Not Applicable
Eligibility	Complaints can be filed by residents of the City of Cleveland who have been discriminated against based on their: race, religion, color, sex, sexual orientation, gender identity or expression, national origin, age, disability, ethnic group, Vietnam-era or disabled veteran status, familial status, marital status or ancestry.
Selection	Not Applicable
Award	Not Applicable
Dept. Manual	Chapter 504

HOME (HOME INVESTMENT PARTNERSHIPS PROGRAM) : Provides formula grants to states and localities that communities use — often in partnership with local nonprofit groups — to fund a wide range of activities that build, buy, and/or rehabilitate affordable housing for rent or homeownership, or to provide direct rental assistance to low-income people.

City of Cleveland HOME Funded Programs

Housing Trust Fund (HTF)	
Overview	<p>The City of Cleveland makes funds available for affordable housing development projects, on a competitive basis, through the Department of Community Development’s Housing Trust Fund program (HTF). Projects must be housing development projects that will include affordable housing units to serve low and moderate income households, as further defined below.</p> <p>Non-profit and for-profit developers are both eligible to apply for HTF funding, as long as the specific project proposed serves low and moderate income households. For rental projects, 80% of the HOME assisted units must be affordable to households with incomes at 60% or less than the area median income (AMI) and 20% of the HOME assisted units must be affordable to households with incomes at 50% AMI or less. Projects containing rental units may request 80% AMI unit income limits if needed for market feasibility. The Department of Community Development will consider such requests on a case by case basis.</p> <p>Eligible project types include the new construction and rehabilitation of existing structures for the following:</p> <ol style="list-style-type: none"> 1. Permanent Rental Housing 2. 1-4 unit homes 3. Mixed Use including residential. 4. Mixed income residential housing. 5. Permanent Supportive Housing 6. Scattered Site projects that will be considered as a single HOME assisted project 7. Conversion of a non-residential structure to housing <p>Acquisition of vacant land or demolition with HOME funds may only be undertaken for a specific affordable housing project on which construction will begin within 12 months. There must be an immediate, planned HOME-eligible use prior to acquisition or demolition.</p>
Nat'l Obj.	Low and Moderate Income Housing
Eligibility	For-Profit Developers Non-Profits Developers Community Development Housing Organizations (CHDO)
Selection	Funding is made available through an annual Request for Proposals. This RFP is issued in June of each year, but applications are accepted on a rolling application basis. Provided there is funding available there is no deadline for applications.
Award	Using the Cleveland Neighborhood Equity Map, project locations and developer status determined maximum per unit award amount and maximum project award amount. All projects are subject to underwriting review to determine the actual financial need for the project. A review committee scores and ranks all proposals. Awards are determined by requested amount, scores and amount of funding available. A decision memo is presented to the Director of Community Development.
Dept. Manual	Chapter 201 Chapter 202 Chapter 204 Chapter 205 Chapter 206

EMERGENCY SHELTER GRANT (ESG) PROGRAM: A federal CPD program grant designed to help improve the quality of existing emergency shelters for the homeless, to make additional shelters available, to meet the costs of operating shelters, to provide essential social services to homeless individuals, and to help prevent homelessness. ESG also provides short-term homeless prevention assistance to persons at imminent risk of losing their own housing due to eviction, foreclosure, or utility shutoffs.

City of Cleveland ESG Funded Programs

Emergency Solutions Grant (ESG) Homelessness Program	
Overview	<p>ESG stands for Emergency Solutions Grants program. Cleveland (“The City”), as an ESG Entitlement City, must coordinate with Cuyahoga County’s Continuum of Care (“CoC”) on allocation of funds and performance measurements. All ESG activities must be consistent with the Department of Community Development’s Consolidated Plan and must fall under one of the five ESG program components: Street Outreach, Emergency Shelter, Homelessness Prevention, Rapid Re-Housing, HMIS or Administrative.</p> <p>The City of Cleveland coordinates its ESG funds with those received by Cuyahoga County, along with any Homeless Crisis Response Program (“HCRP”) funds allocated to Cuyahoga County by the Department of Development for the State of Ohio, for programs designed to rapidly exit families, Youth, and single adults from homelessness.</p> <p>The Cleveland/Cuyahoga County Office of Homeless Services (“OHS”), which is the Lead Agency for the CoC, administers these funds. The OHS manages the CoC, which is a network of homeless service providers that implement homeless services and housing assistance through a Coordinated Community response to homelessness.</p> <p>The ESG program provides funding to:</p> <ol style="list-style-type: none"> 1. Engage homeless individuals and families living on the street; 2. Improve the number and quality of emergency shelters for homeless individuals and families; 3. Help operate these shelters; 4. Provide essential services to shelter residents; 5. Rapidly re-house homeless individuals and families; and 6. Prevent families and individuals from becoming homeless. <p>Dollar-for-dollar match, (cash or in-kind), Homeless Management Information System (HMIS) participation, Financial reporting in IDIS, and Performance reporting in SAGE are all requisite aspects to the ESG program. Program participants in the ESG program must be connected with mainstream resources and program participants must be regularly re-evaluated for eligibility – every 3 months for Homeless Prevention services and annually for Rapid Re-Housing.</p>
Nat’l Obj.	Provide benefit(s) to low to moderate income persons who are experiencing homelessness or at-risk of homelessness
Eligibility	Non-Profits providing services and shelter to those experiencing homelessness or at-risk of homelessness
Selection	Funding is made available through an annual Request for Proposals in partnership with the Cuyahoga Office of Homeless Services. This RFP is issued in June of each year.
Award	<p>The City of Cleveland prioritizes the following within its ESG programming:</p> <ol style="list-style-type: none"> 1. Housing First 2. Harm Reduction 3. Trauma Informed Care <p>A review committee scores and ranks all proposals. Awards are determined by requested amount, scores and amount of funding available. A decision memo is presented to the Director of Community Development.</p>
Dept. Manual	Chapter 300

Department of Aging – Emergency Solutions Grant (ESG) Homelessness Program	
Overview	The Department Aging uses ESG funding to help prevent homelessness among the elderly in Cleveland.
Nat’l Obj.	Provide benefit(s) to low to moderate income elderly
Eligibility	<p>For activities for which the Department of Aging requests reimbursement:</p> <p>All data on clients served with financial assistance will be entered into HUD’s Homeless Management Information System (HMIS) through Service Point which is managed by the Office of Homeless Services. The data required includes:</p> <ol style="list-style-type: none"> 1. Number of clients served with prevention services. Clients may be identified as either households or persons. 2. Demographic information for each client served including race, gender, head of household, disability, status and veteran status. 3. Income information for each client served.
Selection	Provided there is funding available there is no deadline for Chore program.
Award	Not applicable
Dept. Manual	Chapter 115

HOUSING OPPORTUNITIES FOR PERSONS WITH AIDS (HOPWA): Provides housing assistance and supportive services to low-income people with HIV/AIDS and their families. HOPWA funds may also be used for health care and mental health services, chemical dependency treatment, nutritional services, case management, assistance with daily living, and other supportive services.

City of Cleveland HOPWA Funded Programs

Department of Public Health – Housing Opportunities for Persons with AIDS (HOPWA)	
Overview	The HOPWA Program provides resources and incentives to devise long-term comprehensive strategies for meeting the housing needs of persons living with HIV/AIDS or related diseases ("PLWHAs") and their families. HUD's focus of HOPWA is on housing activities including acquisition, rehabilitation and construction of Single Room Occupancy (SRO) facilities or community residences, rental assistance payments, and housing information services. Other related supportive services focused on housing stability are also eligible for funding including mental health, drug and alcohol abuse treatment and counseling, personal assistance, and nutritional services.
Nat'l Obj.	Provide benefit(s) to low to moderate income persons with HIV/AIDS
Eligibility	Non-Profits serving people with HIV/AIDS
Selection	A Request for Proposals (RFP) is released by the Department of Public Health to current grantees and others by request once every two years, with a proposal due date in spring every other year. Grantee awards are announced in June.
Award	
Dept. Manual	Chapter 400

City of Cleveland Non-Entitlement Funded Programs

Housing Bond Funded Gap Financing	
Overview	The City of Cleveland makes funds available for market-rate housing development projects, on a competitive basis, through the Department of Community Development's Housing Bond Funded Gap Financing program. Projects must be housing development projects that will create market-rate housing units through either new construction or substantial rehabilitation.
Nat'l Obj.	Market Rate Housing
Eligibility	For-Profit Developers Non-Profits Developers Community Development Housing Organizations (CHDO)
Selection	Funding is made available through an annual Request for Proposals. This RFP is issued in June of each year, but applications are accepted on a rolling application basis. Provided there is funding available there is no deadline for applications.
Award	Using the Cleveland Neighborhood Equity Map, project locations and developer status determined maximum per unit award amount and maximum project award amount. All projects are subject to underwriting review to determine the actual financial need for the project.
Dept. Manual	Chapter 507

Lead Hazard Control Program	
Overview	<p>The Lead Hazard Control (LHC) Grant Program is designed to strategically advance efforts to increase lead-safe affordable housing while eliminating the possibility of childhood lead poisoning in the City of Cleveland. The LHC program provides lead risk assessments, identifies lead-based paint and provides grants to control lead-based paint hazards. The program strives to use a single approach to address various housing, health, and safety needs for low- and very low-income families with children under the age of six.</p> <p>The Lead Based Paint Hazard Control Grant Program was created to protect children from lead-based paint hazards. The program is designed to maximize the combination of children protected from lead poisoning and housing units where lead hazards are controlled. All identified interior and exterior lead-based paint hazards are to be controlled so that the housing unit will achieve "clearance" in order to confirm that all hazards have been properly addressed. The clearance process includes both a visual evaluation and dust-wipe sampling.</p> <p>The scope of work eligible for the program will be determined by the Paint Inspection/Risk Assessment completed by the Risk Assessor. If the total cost of the unit is greater than the average unit cost, the occupant/landlord is encouraged to contribute to the cost with in-kind work or additional financial resources.</p>
Nat'l Obj.	Provide benefit(s) to low to moderate income housing
Eligibility	<p>Residents of the City of Cleveland living in older homes with children 6 years of age or younger and whose incomes are included in the guidelines below may participate in this program. Landlords are required to pay a minimum of \$600 towards the cost of the project. Eligible housing units:</p> <ol style="list-style-type: none"> 1. Home must be in the City of Cleveland and built before 1978 2. A child under age six must live in or visit 20+ hours each week, or a pregnant woman must live in the home. 3. A rental unit does not require that a child under the age of six must live or visit, but the landlord should commit to renting to a family with young children if there the unit becomes vacant in a three year period after abatement. 4. Lead hazards must be identified (all eligible families get a free lead inspection) 5. The family must be low income.
Selection	<p>The Lead Hazard Control Program has a rolling application process. Provided there is funding available there is no deadline for applications. Denial of the application occurs at any time during the process for the following reasons:</p> <ol style="list-style-type: none"> 1. Exceeding the income guidelines 2. The scope of the work exceeds the Priority Scope of Services 3. The owner is delinquent on taxes. 4. If project work is between \$20,000 and \$24,999 and HUD does not approve the project. 5. When project cost exceeds \$25,000. 6. There are no lead hazards found on the property.
Award	Complete applications are scored to determine priority and awards are provided on a rolling basis provided there is funding available.
Dept. Manual	Chapter 501

City of Cleveland Non-Entitlement Funded Programs (cont'd)

Residential Tax Abatement Program	
Overview	<p>The City of Cleveland's Residential Tax Abatement Policy is designed to stimulate private investment through job creation, neighborhood stabilization and residential development</p> <p>The State of Ohio's Department of Development authorized the City of Cleveland through the Department of Community Development to create Community Reinvestment Areas (CRA) in which property owners and developers can apply for tax exemptions on residential real property. The City of Cleveland through Cleveland City Council passed Ordinance No. 856-07 May 21, 2007 creating a Community Reinvestment Area for the municipal boundaries of the City of Cleveland. Ordinance No. 856-07 became effective May 30, 2007. Amended by Ordinance No.76-12 effective May 16, 2012</p> <p>The Community Reinvestment Area Residential Tax Abatement program is meant to encourage new investment in eligible residential projects, both single-family and multi-family. Participation is available for both rehabilitation projects meeting certain spending thresholds and new construction projects. The program is open to rental and owner-occupied homes, so the program benefits developers, landlords and property managers, and homeowners. Under the legislation passed in 2017 and effective as of May 24, 2017 (Ord. No. 244-17), all qualified Applicants are eligible to receive abatement of 100% of the improved value for a term of fifteen (15) years (except condominium extensions).</p>
Nat'l Obj.	Not Applicable
Eligibility	<p>New Construction: For new construction residences, participation requires a true and accurate building permit, a final certificate of occupancy for all dwelling units, and compliance with the City of Cleveland Green Building Standard.</p> <p>Rehabilitation: For single-family rehabilitated residences, participation requires rehabilitation work at a cost of \$2,500 that will increase the assessed value of the residence, a true and accurate building permit, a final certificate of occupancy (if a whole-house rehabilitation), and compliance with the City of Cleveland Green Building Standard. Certain improvements that do not affect the whole home, such as additions and garages, are not subject to the Green Building Standard, but must still be evidenced by proper permits.</p> <p>Rehabilitation: For multi-family rehabilitated residences, participation requires rehabilitation work at a cost of \$15,000 per unit or \$500,000 per structure that will increase the assessed value of the multi-family residence, a true and accurate building permit, a final certificate of occupancy for all dwelling units, and compliance with the City of Cleveland Green Building Standard.</p> <p>Condominium Conversions Less common than the above-described projects, the City's CRA Tax Abatement legislation provides for a Tax Abatement extension for the new conversion of an existing historic apartment project that has been subject to CRA Tax Abatement, into condominium units. The term of the extension is 10 years. The County Fiscal Office determines the value of the new abatement, based on the existing value of the apartment building and the split value created when the new parcel is created. This abatement is available only to properties that were processed and acknowledged as historic (which requires additional documentation during final processing). A new application, separate from the prior apartment materials, is required for the conversion abatement.</p> <p>Only improvements that increase the assessed value of residential property taxes are eligible.</p> <p>Improvements that do not increase the assessed value of residential property taxes are not eligible. Normal repairs and maintenance will not increase the real estate tax assessment of your home.</p>
Selection	<p>Applications are accepted year-round. In order to be processed before the County adds value for the improvements to a particular residence, the application must be submitted to the City by November 1 of the year following the year in which the building permit was obtained so that the City can get the materials to the County before the next year's tax bill is prepared. For example, if a permit is pulled for rehabilitation work in August of 2017, the application for abatement for that work must be submitted by November 1, 2018.</p>
Award	Not Applicable
Dept. Manual	Chapter 502

City of Cleveland Non-Entitlement Funded Programs (cont'd)

Consumer Advocacy Program	
Overview	<p>Consumer Affairs educates the public regarding scams and fraudulent business practices. It works with the media, holds public neighborhood forums, and works cooperatively with private and governmental consumer agencies. It interacts with various levels of government to impact key consumer issues, ranging from Public Utilities Commission of Ohio (PUCO) rate matters to banking practices. This office may subpoena witnesses and hold hearings to determine whether a vendor has engaged in unfair practices with a Cleveland consumer. Along with field work, this may result in prosecution.</p> <p>CDBG yearly allocation for Financial Literacy, Homeownership Counseling, and Foreclosure Prevention contract.</p> <p>Consumers Council is a 7 member advisory board who shall represent the community in acting as a reviewing body by analyzing, assessing, and providing pertinent input on the OFHCA's consumer affairs goals and programs. The Consumers Council shall act in an advisory capacity in regards to the pursuit of general consumer affair goals for the Department of Community Development.</p>
Nat'l Obj.	Not Applicable
Eligibility	Any resident of the City of Cleveland, or any consumer with a consumer complaint with a business located in the City of Cleveland.
Selection	Not Applicable
Award	Not Applicable
Dept. Manual	Chapter 504

INCOME LIMIT (IL): Determines the eligibility of applicants for HUD's assisted housing programs. The major active assisted housing programs are the Public Housing program, the Section 8 Housing Assistance Payments program, Section 202 housing for the elderly, and Section 811 housing for persons with disabilities.

HUD CDBG and HOME Income Limits

2021	AMI	1	2	3	4	5	6	7	8
Extremely Low Income	30%	16,550	18,900	21,960	26,500	31,040	35,580	40,120	44,660
	35%								
Very Low Income (50%)	50%	27,550	31,450	35,400	39,300	42,450	45,600	48,750	51,900
	60%	33,060	37,740	42,480	47,160	50,940	54,720	58,500	62,280
Low Income	80%	44,050	50,350	56,650	62,900	67,950	73,000	78,000	83,050

City Income Limits for Other Program

	AMI	1	2	3	4	5	6	7	8
Median	100%	55,100	62,900	70,800	78,600	84,900	91,200	97,500	103,800
	120%	66,120	75,480	84,960	94,320	101,880	109,440	117,000	124,560
	150%	82,650	94,350	106,200	117,900	127,350	136,800	146,250	155,700
	200%	110,200	125,800	141,600	157,200	169,800	182,400	195,000	207,600

FAIR MARKET RENT (FMR): Primarily used to determine payment standard amounts for the Housing Choice Voucher program, to determine initial renewal rents for some expiring project-based Section 8 contracts, to determine initial rents for housing assistance payment contracts in the Moderate Rehabilitation Single Room Occupancy program, and to serve as a rent ceiling in the HOME rental assistance program.

2022	AMI	Efficiency	One-Bdrm	2-Bdrm	3-Bdrm	4-Bdrm
Fair Market Rents	60%	\$632	\$732	\$893	\$1,169	\$1,224
Market Rate Rents	100%	\$957	\$1,108	\$1,352	\$1,770	\$1,853
Above Market Rents	120%	\$1,148	\$1,330	\$1,623	\$2,124	\$2,224
Above Market Rents	150%	\$1,435	\$1,662	\$2,028	\$2,655	\$2,780
Above Market Rents	200%	\$1,914	\$2,217	\$2,704	\$3,540	\$3,707

APPENDIX

CHAPTER 2

**PY 2022 CDBG COUNCIL COMMITTEE HEARING
Housing Repair Assistance Programs**

2021 ACCOMPLISHMENTS

HOUSING REPAIR SERVICES

RAH and SHAP

Jobs Completed In 2021

Ward	RAH No. of Units	Amount		SHAP No. of Units	Amount
1	2	122,996		6	69,423
2	1	21,755		3	77,981
3	0	0		2	43,803
4	0	0		2	25,315
5	0	0		2	41,079
6	0	0		2	64,875
7	0	0		3	83,755
8	0	0		3	65,803
9	0	0		9	145,807
10	0	0		7	151,369
11	0	0		4	85,654
12	0	0		2	33,700
13	0	0		2	49,979
14	0	0		2	26,204
15	0	0		3	76,585
16	0	0		1	17,225
17	0	0		0	0
TOTALS	3	144,751		54	1,058,557

**PY 2022 CDBG COUNCIL COMMITTEE HEARING
Housing Repair Assistance Programs**

2021 ACCOMPLISHMENTS

HOUSING REPAIR SERVICES

FURNACE AND HOT WATER TANK REPAIR AND REPLACEMENT PROGRAMS

WARD	FURNACE	HOT WATER TANKS	TOTAL	AMOUNT
1	22	6	28	34,721
2	14	3	17	17,682
3	8	8	16	19,890
4	12	5	17	26,635
5	7	1	8	7,173
6	20	6	26	41,165
7	3	4	7	8,785
8	3	1	4	5,165
9	6	4	10	12,563
10	9	2	11	16,079
11	12	5	17	25,852
12	5	0	5	7,098
13	7	2	9	8,113
14	21	6	27	32,511
15	6	4	10	23,143
16	17	5	22	37,877
17	4	4	8	8,314
TOTALS	176	66	242	332,766

*Furnace Repair Program is operated by Cleveland Housing Solutions.

**PY 2022 CDBG COUNCIL COMMITTEE HEARING
Housing Repair Assistance Programs**

2021 ACCOMPLISHMENTS

HOUSING REPAIR SERVICES

GUTTER REPAIR AND REPLACEMENT PROGRAM

WARD	Gutter	TOTAL
1	10	4,000
2	9	3,600
3	3	1,200
4	9	3,600
5	3	1,200
6	10	4,000
7	6	2,400
8	6	2,400
9	10	4,000
10	6	2,400
11	4	1,600
12	2	800
13	1	400
14	11	4,400
15	2	800
16	5	2,000
17	0	0
TOTALS	97	38,800

APPENDIX

CHAPTER 3

Housing Trust Fund

YR 2020 PROJECTS COMPLETED

Project Name	Amount
Newton Model Block #1	77,000
Newton Model Block #2 51k	51,000
Heritage Homes (Circle North)	
EDEN E 93rd Street Apartments	198,000
Habitat I - 2017 (\$330,000)	300,000
FBE Contract #2 / Slavic Village Trailside	160,000

Housing Trust Fund

YR 2021 PROJECTS COMPLETED

Project Name	Amount
Emerald Alliance XI	650,000
Eden Preservation IV	600,000
Prospect Yard	325,000
Legacy at St Lukes	845,213
Lavilla Hispana	600,000
4329 W 52nd	40,000
4462 W 14 OLD Brooklyn	40,000

Housing Trust Fund

2020-2021 Awarded Pending Contract

Project Name	Amount
Karam Senior Living	600,000
Cleveland Scholar	1,200,000
Cuyahoga Tay	1,200,000
Larchmere Homes	600,000
1089 Parkside Rd Glenville Rehab	40,000
1143 E 98 Glenville Rehab	40,000
1077 E98 Glenville Rehab	40,000
1151 E 98	16,000
10301 Hulda HTF HOME Funds	45,000
10308 Hulda HTF HOME Funds	45,000
10408 Hulda HTF HOME Funds	45,000
Karam Senior Living	600,000
Cleveland Scholar	1,200,000
Cuyahoga Tay	1,200,000
Larchmere Homes	600,000
1089 Parkside Rd Glenville Rehab	40,000
1143 E 98 Glenville Rehab	40,000

Housing Trust Fund

CERTIFIED CONTRACT UNDER CONTRUCTION

Project Name	Amount
Slavic Village Gateway	600,000
10801 Grandview Bond Funds	35,000
10907 Grandview Bond Funds	35,000
10718 Grandview Bond Funds	35,000
10518 Grandview Bond Funds	35,000
10614 Grandview Bond Funds	35,000
10506 Grandview Bond Funds	35,000
10805 Grandview Bond Funds	35,000
10912 Grandview Bond Funds	35,000
10823 Grandview Bond Funds	35,000
10607 Grandview Bond Funds	35,000
Circle North	600,000
Bristol Apartments	495,000
1617 Amberly	40,000
St. Joseph's Commons	1,200,000
4014 Gifford	40,000
Habitat II - 2017	210,000

Housing Trust Fund

2020-2021 Awarded Pending Contract *(cont'd)*

Project Name	City Funding
1077 E98 Glenville Rehab	40,000
1151 E 98	16,000
10301 Hulda HTF HOME Funds	45,000
10308 Hulda HTF HOME Funds	45,000
10408 Hulda HTF HOME Funds	45,000
10415 Hulda HTF HOME Funds	45,000
10416 Hulda HTF HOME Funds	45,000
10510 Hulda HTF HOME Funds	45,000
10616 Hulda HTF HOME Funds	45,000
10704 Hulda HTF HOME Funds	45,000
10806 Hulda HTF HOME Funds	45,000
Blanket Mills	1,700,000
EDEN Portfolio Preservation Phase V	295,102
EDEN Portfolio Expansion Phase I	597,500
EDEN pottfolio expansion phase 2	575,000
Longfellow School	750,000
Collinwood Model Block 2021	100,000
Bellaire Puritas Model Block 2021	100,000
Detroit Shoreway/Cudell Homes	600,000
Churchill Gateway	600,000
Woodhill Station West 4%	600,000
Woodhill Center East 9%	600,000
Warner & Swasey	3,200,000
2281 E 93rd	40,000
2285 E 93rd	40,000
The Arch at St. Michael's	1,900,000
Slavic Village Trailside #5 - 5 homes in one contract	200,000
The Commodore Apartments	750,000

Housing Trust Fund

CERTIFIED CONTRACT UNDER CONTRUCTION *(cont'd)*

Project Name	City Funding
Colfax Homes	1,297,714
Southwest Detroit Shoreway Homes	600,000
The Moreland House (submission 2)	735,562
Dindia Terrace Phase I	600,000
Metro Health Gateway	1,200,000

Agency	Activity	2021 Projected	2021 Actual	2020 Projected	2020 Actual
YOUTH SERVICES					
Bellaire Puritas	West Park Youth Job Readiness	20	N/A	40	21
Boys & Girls Club	Youth Programs	4106	N/A	4107	1160
Burten Bell Carr	Kinsman Youth Development	N/A	N/A	N/A	N/A
Catholic Charities	Youth Program	N/A	N/A	225	29
Catholic Charities	Teen Leadership Program	15	N/A	14	25
Catholic Charities	At-Risk Youth	25	N/A	25	74
Center for the Arts	Artworks	25	721	40	57
Childrens Hunger Alliance	Year Round Meals for Children	5575	N/A	4710	634
Esperanza	Youth Leadership Program	264	N/A	270	957
Famicos Foundation	Youth Gardening Program	240	N/A	Not Funded	Not Funded
Julia De Burgos Cultural	Cultural Arts Program	N/A	N/A	380	146
Lexington-Bell	Youth Services	40	N/A	60	78
LGBT Community Center	Queer Youth Initiative	15	54	66	216
Murtis Taylor	Glenville MDC Program	60	10	60	105
Neighborhood Leadership	True2U Mentoring Program	N/A	N/A	50	32
Open Doors Inc.	Summer Educational Enrichment	150	198	45	44
Phillis Wheatley	Youth Camp	N/A	N/A	50	N/A
	Youth Recreation Program:				
Salvation Army	Collinwood	N/A	N/A	250	0
Scranton Road Ministries	Youth Job Partnership	93	N/A	125	127
Spanish American Committee	Child Enrichment Center			75	44
Union-Miles	Youth Summer Program	20	20	Not Funded	Not Funded
West Side Community House	Sisterhood Program	40	N/A	50	62
YWCA	A Place for Me	120	4	140	32
	Total	10808	1007	10782	3843
ECONOMIC OPPORTUNITIES					
Center for Families and Children	El Barrio Workforce Development	240	456	600	775
Vietnamese Community in Greater Cleveland	Social Access Program	380	N/A	110	N/A
	Total	620	456	710	775
SYSTEMIC POVERTY					
Circle Health	Medical Program	2700	N/A	5400	6966
Frontline Services	Eviction Prevention and Mediation	128	N/A	60	135
Merrick House	GED and Counseling Program	N/A	N/A	82	8
Mum-Ford, Inc.	Visual Health	200	44	384	338
	Community Education and Emergency Food	3345	1343	1625	7961
May Dugan					
Northeast Ohio Coalition for Homeless	Outreach Coordination	2000	N/A	3750	13753
Salvation Army	Emergency Food Program	16800	3952	24000	23688
Seeds of Literacy	Adult Literacy	N/A	N/A	800	1491
St. Vincent De Pual	Brookside Hunger Center	N/A	N/A	4326	3657
Center for Families and Children		400	300	400	175
Family First Childcare Center		N/A	N/A	N/A	N/A
Journey Center for Safety and Healing		300	224	300	164
	Total	25173	5339	40427	57997
Elderly Services					
Catholic Charities Corp/St Martin Deporres Family Center		120	128	120	128
East End Neighborhood House		40	30	40	30
Eliza Bryant Village				50	
Fairhill Partners		50	23	50	14
Murtis H Taylor Multi Service		N/A	N/A	260	93

Phillsi Wheatley Association		160	59	160	56
Rose Centers for Aging Well		2,050	373	2,050	48
Salvation Army		N/A	N/A	70	34
Senior Citizen Resources		N/A	N/A	690	548
Senior Transportation Connection		N/A	N/A	2,200	38
University Settlement		N/A	N/A	75	49
West Side Community House		N/A	N/A	225	192
	Total	2,420	613	5,990	1,230

OTHER SERVICES

Cleveland Rape Crisis Center	Sexual Assault Counseling	475	276	816	1665
College Now	Advising Services	300	9	300	176
Near West Theatre	Fall Intergenerational Theatre	N/A	N/A	N/A	N/A
American Sickle Cell Anemia Merrick House	Health Assessment Recreation - Ward 3	1,200 105	9,887 103	1,200 105	7,204 84
Neighborhood Leadership Institute	Schools and Neighborhood Resources	N/A	N/A	1,500	304
	Total	2080	10275	3921	9433

CW - STRATEGIC INITIATIVES

Cleveland Restoration Society	Stabilizing Cleveland Neighborhoods	N/A	N/A	N/A	N/A
Cleveland Restoration Society	Heritage Home Loans	N/A	N/A	N/A	N/A
Empowering and Strengthening	Foreclosure Prevention and Counseling	250	N/A	625	214
Northeast Ohio Hispanic Center	Business Technical Assistance	300	231	350	545
	Total	550	231	975	759

CW - Affordable Housing Expansion and Preservation

CHN Housing Partners	Pre-Purchase Counseling	590	0	545	0
Community Housing Solutions	Tool Loan and Counseling	1200	N/A	1010	1054
Community Housing Solutions	Furnace Repair	90	20	N/A	140
Fair Housing and Investigation Program	Housing Research Advocacy Center	N/A	N/A	660	89
Financial Literacy	Spanish American Committee	1200 N/A		1200	0
Mi Casa Housing Counseling	Spanish American Committee	N/A	N/A	515	0
	Total	3080	20	3930	1283

APPENDIX

CHAPTER 4

Department of Community Development
Listing of Programs Funded from CDBG in PY2020
Social Services

	YOUTH SERVICES	Program	Departmental Award	Youth Initiative
1.	BELLAIRE PURITAS DEVELOPMENT	WEST PARK YOUTH JOB READINESS		\$20,000
2.	BOYS & GIRLS CLUBS OF CLEVELAND	YOUTH SERVICES	\$60,000	40,000
3.	CATHOLIC CHARITIES/MARTIN DE PORRES	AT-RISK YOUTH	14,000	
4.	CATHOLIC CHARITIES/ST. MARTIN DE PORRES	TEEN LEADERSHIP PROGRAM		28,500
5.	CATHOLIC CHARITIES/FATIMA FAMILY CENTER	AFTER SCHOOL PROGRAM	9,000	
6.	CENTER FOR ARTS - INSPIRED LEARNING	ARTWORKS 2020/2021	37,620	
7.	CHILDREN'S HUNGER ALLIANCE	MEALS FOR UNDERSERVED CHILDREN	5,000	
8.	ESPERANZA	HISPANIC YOUTH LEADERSHIP PROGRAM	45,000	
9.	JULIA DE BURGOS	CULTURAL ARTS	9,000	
10.	LEXINGTON BELL COMMUNITY CENTER	YOUTH SERVICES	8,529	
11.	LGBT COMMUNITY CENTER	QUEER YOUTH INITIATIVE		18,000
12.	MERRICK HOUSE	RECREATION - WARD 3	13,300	
13.	MURTIS H. TAYLOR MULTI SERVICE CENTER	GLENVILLE MDC BEHAVIORAL	11,300	
14.	NEAR WEST THEATRE	2020 INTERGENERATIONAL MUSICAL PROGRAM	13,500	
15.	OPEN DOORS, INC.	OPEN DOORS ACADEMY SUMMER PROGRAM	10,000	
16.	NEIGHBORHOOD LEADERSHIP INSTITUTE	TRUE2U MENTORING PROGRAM		50,000
17.	PHILLIS WHEATLEY ASSOCIATION	YOUTH CAMP	7,900	
18.	SCRANTON ROAD MINISTRIES COMMUNITY DEVELOPMENT	YOUTH JOBS PARTNERSHIP		40,285
19.	SALVATION ARMY	YOUTH REC PROGRAM	16,300	
20.	SPANISH AMERICAN COMMITTEE	CHILD ENRICHMENT CENTER	11,700	
21.	ST. CLAIR SUPERIOR DEVELOPMENT	TEEN CENTER		18,000
22.	WEST SIDE COMMUNITY HOUSE	YOUTH SERVICES	12,110	
23.	YWCA OF GREATER CLEVELAND	A PLACE 4 ME DIGNITY FUND	10,000	
		Category Subtotal	\$294,259	\$214,785

	ELDERLY SERVICES	Program	Amount
24.	CATHOLIC CHARITIES CORP./ST. MARTIN DEPORRES FAMILY CENTER	ELDERLY SERVICES	\$28,440
25.	CATHOLIC CHARITIES/HISPANIC SENIOR	HISPANIC SENIOR ADULT	19,650
26.	CORY SR. CITIZENS PROGRAM OF CORY-GLENVILLE	ELDERLY SERVICES	12,738
27.	EAST END NEIGHBORHOOD HOUSE	SR. CITIZENS PROGRAM	9,900
28.	ELIZA BRYANT VILLAGE	SENIOR OUTREACH & NUTRITION	20,000
29.	FAIRHILL PARTNERS	SR. GUEST HOUSE	21,900
30.	MURTIS H. TAYLOR MULTI SERVICE CENTER	MT. PLEASANT SR. SERVICES	23,100
31.	PHILLIS WHEATLEY ASSOCIATION	ELDERLY SERVICES	30,100
32.	ROSE CENTERS FOR AGING WELL	ELDERLY SERVICES	149,909
33.	SALVATION ARMY	WEST SIDE SR. SERVICES AND NUTRITION	13,000
34.	SENIOR CITIZEN RESOURCES	ELDERLY SERVICES	15,500
35.	SENIOR TRANSPORTATION CONNECTION	ELDERLY SERVICES	205,000
36.	UNIVERSITY SETTLEMENT	ELDERLY SERVICES	50,000
37.	WEST SIDE COMMUNITY HOUSE	ADULT WELLNESS	19,000
		Category Subtotal	\$618,237

	FAMILY SERVICES	Program	Amount
38.	AMERICAN SICKLE CELL ANEMIA ASSOCIATION	HEALTH ASSESSMENT	\$31,750
39.	CENTER FOR FAMILIES AND CHILDREN	YOUTH SERVICES AND CHILD DEVELOPMENT	\$34,000
40.	CHILD CARE RESOURCE CENTER OF CUYAHOGA COUNTY	CHILD DAY CARE RESOURCES	5,700
41.	Journey Center for Safety and Healing (formerly DOMESTIC VIOLENCE & CHILD ADVOCACY CENTER)	EMERGENCY SHELTER	73,488
42.	NEIGHBORHOOD LEADERSHIP INSTITUTE	SCHOOLS AS NEIGHBORHOOD RESOURCES	65,610
		Category Subtotal	\$210,548

	OTHER SERVICES	Program	Amount
43.	CLEVELAND RAPE CRISIS CENTER	TRAUMA COUNSELING	\$39,288
44.	COLLEGE NOW GREATER CLEVELAND	ADVISING SERVICE	10,000
45.	Centers for Families and Children.	El Barrio Job Readiness and Case Management	34,300
46.	CIRCLE HEALTH SERVICES (formerly the Free Clinic)	MEDICAL PROGRAM	118,800
47.	MUM-FORD	VISUAL HEALTH	18,200
48.	FRONTLINE SERVICES	EVICTON PREVENTION THROUGH MEDIATION	10,000
49.	MERRICK HOUSE	ADULT LEARNING AND CAREER PREPARATION	13,300
50.	NEAR WEST MULTI-SERVICE CORPORATION	COUNSELING/COMMUNITY SERVICE	50,000
51.	NORTHEAST OHIO COALITION FOR THE HOMELESS	OUTREACH COORDINATION	40,000
52.	SALVATION ARMY	EMERGENCY FOOD PROGRAM	40,000
53.	SEEDS OF LITERACY	ADULT LITERACY PROGRAM	45,000
54.	ST. VINCENT DEPAUL – DIOCESE OF CLEVELAND	BROOKSIDE HUNGER CENTER	10,000
55.	VIETNAMESE COMMUNITY IN GREATER CLEVELAND	SOCIAL ACCESS PROGRAM	5,000
		Category Subtotal	\$433,888

Grand Total (not including Youth Initiative)		\$1,556,932
-----------------------------------------------------	--	--------------------



City of Cleveland

Frank G. Jackson, Mayor

Department of Community Development

Tania Menesse, Director
601 Lakeside Avenue, Room 320
Cleveland, Ohio 44114-1070
216/664-4000
www.city.cleveland.oh.us

Decision Memorandum

TO: Edward W. Rybka, Chief of Development
FROM: Tania Menesse, Director
Department of Community Development
DATE: June 3, 2020
SUBJECT: PY 2020 Citywide Development Assistance Program Recommendations

The Department of Community Development will allocate \$632,666 in CDBG funds for the Citywide Development Assistance Program this year. This allocation includes \$111,823 from unallocated prior year balances.

Background: The Citywide Development Grant Program RFP was released on February 7th, with a proposal due date of March 6, 2020. The Department received eight proposals from current grantees, and new requests from the following:

Agency	Program
Empowering and Strengthening Ohio's People/East Side Organizing Project	Foreclosure Prevention Counseling Services
Housing Research & Advocacy Center dba Fair Housing Center for Rights and Research	Fair Housing Program
Legal Aid Society of Cleveland	Right to Counsel Cleveland
Cleveland Neighborhood Progress	Community Financial Centers and the Economic Opportunity Initiative

The total amount requested is \$998,360.

Analysis & Rationale: CD Commissioners, Contract Administration staff, and representatives from City Council and the Office of the Mayor evaluated each proposal against a 100-point scale to evaluate Organizational Capacity (30 points), Community Need (25 points), Program Impact (20 points) and Past Performance (25 points). Final scores ranged from 33 to 67 points.

Recommendations: If recommendations as outlined on the attached spreadsheet are approved as presented:

- Proposals scoring 60 points or more will be funded at the full amount requested.*
- Proposals scoring between 59-50 points will receive 75% of the amount requested.
- Proposals scoring between 49-40 points will receive 60% of the amount requested.*
- Proposals scoring less than 40 points will receive 25% of the amount requested, or the minimum grant of \$15,000.

*Special consideration has been given to three programs whose funding recommendations have been modified:

- Cleveland Housing Network - A reduced grant of \$50,000 is recommended. In July 2019, CHN took control of Neighborhood Housing Services of Greater Cleveland, Inc. (*a PY 2019 Citywide grantee*) by member substitution; consolidating all NHS services and staff under CHN. This restructuring significantly delayed our contracting of PY2019 funds, and our ability to measure program impact.
- Cleveland Neighborhood Progress – A grant of \$75,000 is recommended for the Community Financial Centers Program, which is an established, financial coaching service for unbanked and underbanked residents and entrepreneurs that operates through eleven program sites citywide. No funding is recommended for CNP’s Economic Opportunity initiative, which does not meet our requirement of operating citywide.
- Cleveland Restoration Society – A grant of \$169,000 is recommended for the Heritage Home Loan Program, as requested. Fully funding this program through the Department’s line-item will allow CRS to offer its below market rate financing to eligible households, citywide. This resource is currently only available in areas (wards) that provide NDA support. Full funding from CD will consequently reduce the need for supplemental NDA support from City Council in PY 2020.

Approved____ Denied ____ More Information Required____

Edward W. Rybka, Chief of Development

Date

cc: Tania Menesse, Department of Community Development
Michiel Wackers, Assistant Director
Joy Anderson, Commissioner of Administrative Services

Department of Community Development
Listing of Programs Funded from CDBG in PY2021
Social Services

	YOUTH SERVICES	Program	Departmental Award	Youth Initiative
1.	BELLAIRE PURITAS DEVELOPMENT	WEST PARK YOUTH JOB READINESS		\$13,000
2.	BOYS & GIRLS CLUBS OF CLEVELAND	YOUTH SERVICES	\$60,000	40,000
3.	BURTEN BELL CARR DEVELOPMENT	KINSMAN YOUTH DEVELOPMENT	15,000	
4.	CATHOLIC CHARITIES/MARTIN DE PORRES	AT-RISK YOUTH	12,600	
5.	CATHOLIC CHARITIES/ST. MARTIN DE PORRES	TEEN LEADERSHIP PROGRAM		21,375
6.	CATHOLIC CHARITIES/FATIMA FAMILY CENTER	AFTER SCHOOL PROGRAM	8,100	
7.	CENTER FOR ARTS - INSPIRED LEARNING	ARTWORKS 2021/2022	37,620	
8.	CHILDREN'S HUNGER ALLIANCE	MEALS FOR UNDERSERVED CHILDREN	10,000	
9.	ESPERANZA	HISPANIC YOUTH LEADERSHIP PROGRAM	38,250	
10.	FAMICOS FOUNDATION	YOUTH GARDENING	15,000	
11.	JULIA DE BURGOS	CULTURAL ARTS	8,100	
12.	LEXINGTON BELL COMMUNITY CENTER	YOUTH SERVICES	7,676	
13.	LGBT COMMUNITY CENTER	QUEER YOUTH INITIATIVE		11,700
14.	MURTIS H. TAYLOR MULTI SERVICE CENTER	GLENVILLE MDC BEHAVIORAL	9,605	
15.	OPEN DOORS, INC.	OPEN DOORS ACADEMY SUMMER PROGRAM	8,500	
16.	NEIGHBORHOOD LEADERSHIP INSTITUTE	TRUE2U MENTORING PROGRAM		32,500
17.	PHILLIS WHEATLEY ASSOCIATION	YOUTH CAMP	6,715	
18.	SCRANTON ROAD MINISTRIES COMMUNITY DEVELOPMENT	YOUTH JOBS PARTNERSHIP		30,213
19.	SALVATION ARMY	YOUTH REC PROGRAM	14,670	
20.	SPANISH AMERICAN COMMITTEE	CHILD ENRICHMENT CENTER	10,530	
21.	UNION MILES DEVELOPMENT CORPORATION	SUMMER YOUTH	15,000	
22.	WEST SIDE COMMUNITY HOUSE	YOUTH SERVICES	10,294	
23.	YWCA OF GREATER CLEVELAND	A PLACE 4 ME DIGNITY FUND	9,000	
		Category Subtotal	\$296,660	\$148,788

	ELDERLY SERVICES	Program	Amount
	CATHOLIC CHARITIES CORP./ST. MARTIN DEPORRES FAMILY CENTER	ELDERLY SERVICES	\$24,174
	CATHOLIC CHARITIES/HISPANIC SENIOR	HISPANIC SENIOR ADULT	17,685
	EAST END NEIGHBORHOOD HOUSE	SR. CITIZENS PROGRAM	8,415
	ELIZA BRYANT VILLAGE	SENIOR OUTREACH & NUTRITION	20,000
	FAIRHILL PARTNERS	SR. GUEST HOUSE	19,710
	MURTIS H. TAYLOR MULTI SERVICE CENTER	MT. PLEASANT SR. SERVICES	20,790
	PHILLIS WHEATLEY ASSOCIATION	ELDERLY SERVICES	25,585
	ROSE CENTERS FOR AGING WELL	ELDERLY SERVICES	149,909
	SALVATION ARMY	WEST SIDE SR. SERVICES AND NUTRITION	11,700
	SENIOR CITIZEN RESOURCES	ELDERLY SERVICES	13,950
	SENIOR TRANSPORTATION CONNECTION	ELDERLY SERVICES	205,000
	UNIVERSITY SETTLEMENT	ELDERLY SERVICES	45,000
	WEST SIDE COMMUNITY HOUSE	ADULT WELLNESS	16,150
		Category Subtotal	\$578,068

	FAMILY SERVICES	Program	Amount
	AMERICAN SICKLE CELL ANEMIA ASSOCIATION	HEALTH ASSESSMENT	\$31,750
	CENTER FOR FAMILIES AND CHILDREN	YOUTH SERVICES AND CHILD DEVELOPMENT	\$34,000
	CHILD CARE RESOURCE CENTER OF CUYAHOGA COUNTY	CHILD DAY CARE RESOURCES	5,000
	Journey Center for Safety and Healing (formerly DOMESTIC VIOLENCE & CHILD ADVOCACY CENTER)	EMERGENCY SHELTER	73,488
	MERRICK HOUSE	RECREATIOIN – WARD 3	13,300
	NEIGHBORHOOD LEADERSHIP INSTITUTE	SCHOOLS AS NEIGHBORHOOD RESOURCES	59,049
		Category Subtotal	\$216,587

	OTHER SERVICES	Program	Amount
	CLEVELAND RAPE CRISIS CENTER	TRAUMA COUNSELING	\$39,288
	COLLEGE NOW GREATER CLEVELAND	ADVISING SERVICE	9,000
	Centers for Families and Children.	El Barrio Job Readiness and Case Management	34,300
	CIRCLE HEALTH SERVICES (formerly the Free Clinic)	MEDICAL PROGRAM	100,980
	MUM-FORD	VISUAL HEALTH	15,470
	FRONTLINE SERVICES	EVICTON PREVENTION THROUGH MEDIATION	10,000
	MERRICK HOUSE	ADULT LEARNING AND CAREER PREPARATION	13,300
	NEAR WEST MULTI-SERVICE CORPORATION	COUNSELING/COMMUNITY SERVICE	50,000
	NEAR WEST THEATRE, INC.	2021 INTERGENERATIONAL THEATRE	5,000
	NORTHEAST OHIO COALITION FOR THE HOMELESS	OUTREACH COORDINATION	40,000
	SALVATION ARMY	EMERGENCY FOOD PROGRAM	40,000
	SEEDS OF LITERACY	ADULT LITERACY PROGRAM	45,000
	ST. VINCENT DEPAUL – DIOCESE OF CLEVELAND	BROOKSIDE HUNGER CENTER	10,000
	VIETNAMESE COMMUNITY IN GREATER CLEVELAND	SOCIAL ACCESS PROGRAM	9,000
		Category Subtotal	\$421,338

	Line Item Sub-Total	\$1,512,652
	Youth Initiative	\$148,788
	GRAND TOTAL	\$1,661,441



Department of Community Development
Michiel Wackers, Director
601 Lakeside Avenue, Room 320
Cleveland, Ohio 44114-1070
216/664-4000
www.cleveland-oh.gov

Decision Memorandum

TO: Edward W. Rybka, Chief of Regional Development
FROM: Michiel Wackers, Director
Department of Community Development
DATE: June 3, 2021
SUBJECT: PY 2021 Social Service Funding Recommendations

Background: Community Development released the 2021 Social Service Operating Support Grant Program RFP to current grantees and others (by request) on February 5th, with a proposal due date of March 5, 2021. The Department received 58 proposals, requesting a combined total of \$3,819,441. This includes requests from two new grantseekers (*Family First Childcare Center and the U.S. Committee on Refugees and Immigrants*).

Also included in this year’s line-item funding requests are proposals from three CDCs that will launch new summer and after-school programs for elementary and middle school students:

Agency	Program Name and Description	Amount Requested
Burten Bell Carr Development Corporation	<i>Kinsman Youth Development</i> – after-school activities for elementary school students that include mentoring, team sports, board games, dance, arts and crafts.	\$150,000
Famicos Foundation	<i>Youth Gardening Program</i> – gardening workshops for elementary and middle school students during the summer months. Produce will be grown and sold at local farmer’s market.	\$149,725
Union Miles Development Corporation	<i>Youth Summer Program</i> – youth ages 14-18 will participate in mentoring activities, college exposure trips, service learning and neighborhood beautification projects.	\$80,000

Line item funding for Social Services in PY 2021 (*June 1, 2021-May 31, 2022*) is set at \$1,513,016. This amount is \$45,000 less than prior year. In addition to this support, CD will set aside up to \$150,000 for the Department’s Youth Initiative Fund, which was established in 2019 to support innovative programs for at-risk youth, 14-18 years old.

Memo to Edward W. Rybka
PY2021 Social Services
June 3, 2021
Page 2

Analysis & Rationale: Managers and Contract Specialists from the Division of Administrative Services and a representative from Cleveland City Council evaluated each proposal against a standard 100-point scale, measuring: Organizational Capacity (30 points), Community Need (20 points), Program Impact (25 points) and Past Performance (25 points). Final scores ranged from 46 to 92 points.

Audit Review: The Department reviewed agency audits to gauge the financial strengths and weaknesses of each organization. *It is important to note that nearly 40% of grantseekers did not submit a current audit.* Any award to these organizations would be contingent on the review and approval of a 2020 audit.

If the recommendations for line-item funding outlined on the attached spreadsheet are approved as presented:

- Current grantees scoring 80 points or more will receive status quo funding (16 programs)
- Current grantees scoring 79-70 points will receive a 10% reduction (16 programs)
- Current grantees scoring 69-60 points will receive a 15% reduction (13 programs)
- Current grantees scoring 59-50 points will receive a 25% reduction (6 programs)
- The minimum grant is \$5,000
- The maximum line-item grant amount is \$150,000.*

An exception has been made for Vietnamese Community of Greater Cleveland, a current grantee that scored less than 50 points. See the explanation under Special Considerations.

***Special Considerations:**

- Children's Hunger Alliance and St. Vincent De Paul (Brookside Hunger Center – The Committee recommends that each of these meal programs receive \$10,000 even though their proposal scores warrant a 25% reduction of the previous year's grant. This exception is made because many families in Cleveland continue to experience food insecurities during the COVID-19 pandemic.
- Senior Transportation Connection - The Committee recommends a grant of \$205,000. This award exceeds the line-item's maximum grant of \$150,000, but is essential to helping the organization meet the growing demand for program services. STC will also receive \$200,000 in NDA funds, for a combined total award of \$405,000.

Memo to Edward W. Rybka
PY2021 Social Services
June 3, 2021
Page 3

- Vietnamese Community of Greater Cleveland – A grant of \$9,000 is recommended for on-going support of the agency’s social access program, even though the proposal is low scoring. The Social Access program is a critical link for residents needing human services, translation assistance and job readiness skills.
- Burten Bell Carr Development, Famicos Foundation and Union Miles Development Corporation – The Committee recommends \$15,000 grants to each of these CDCs to support the launch of their afterschool and summer youth programs. Proposal scores for these new activities ranged from 54-63 points.

If approved, recommendations for social service line-item funding amounts to \$1,512,653, leaving a negligible balance of \$363.

Youth Initiative Grants

A separate and more aggressive point scale was applied to the six Youth Initiative proposals, due in large part to a significant decrease in the initiative’s funding set-aside. Total allocated for this activity is \$150,000:

- Current grantees scoring 80 points or more receive status quo funding, up to \$50,000 (*Boys and Girls Clubs of Cleveland*)
- Current grantees scoring between 79 and 70 receive 25% reduction, with a minimum grant of \$10,000 (*Catholic Charities Teen Center and Scranton Road Ministries Youth Jobs Partnership*)
- Current grantees scoring under 70 points receive a 35% reduction, with a minimum grant of \$10,000 (*Bellaire Puritas’ Youth Job Readiness, LGBT Community Center Queer Youth Initiative, and Neighborhood Leadership True2U Mentoring*)

Total recommendations for Youth Initiative programs amount to \$148,788; leaving a balance of \$1,212.

Approved _____ Denied _____ More Information Required _____

Edward W. Rybka, Chief of Regional Development

Date

C: Joy Anderson, Commissioner, Division of Neighborhood Development
Jeff Kucharski, Budget Manager
Martin Bielat, Compliance Manager
Debra Prater, Contract Administration Manager

PY 2020 Citywide Development Assistance Program AWARDS

Agency Name	Program	Departmental Award	Total Contract
CHN Housing Partners	Pre-Purchase Counseling and Foreclosure Prevention	\$50,000	\$50,000
Cleveland Neighborhood Progress	Community Financial Centers	75,000	75,000
Cleveland Restoration Society	Stabilizing Cleveland Neighborhoods	\$25,000	\$25,000
Cleveland Restoration Society	Heritage Home Loans	\$169,000	\$169,000
Community Housing Solutions	Tool Loan and Counseling	\$41,250	\$181,250
Community Housing Solutions	Furnace Repair (Admin)	\$22,500	\$152,000
Empowering and Strengthening Ohio's People (ESOP)	Foreclosure Prevention Counseling	\$49,660	\$49,660
Housing Research & Advocacy Center	Fair Housing and Investigation Program	\$15,000	\$15,000
Northeast Ohio Hispanic Center for Economic Development	Business Technical Assistance	\$75,000	\$75,000
Legal Aid Society of Cleveland	Right to Counsel	\$75,000	\$75,000
Spanish American Committee for a Better Community	Financial Literacy	\$50,642	\$50,642
Spanish American Committee for a Better Community	MiCasa Housing Program	\$29,554	\$29,554
GRAND TOTALS		\$632,606	\$902,166



City of Cleveland
Frank G. Jackson, Mayor

Department of Community Development
Tania Menesse, Director
601 Lakeside Avenue, Room 320
Cleveland, Ohio 44114-1070
216/664-4000
www.cleveland-oh.gov

DECISION MEMORANDUM

TO: Edward W. Rybka, Chief of Regional Development

FROM: Tania Menesse, Director
Department of Community Development

DATE: May 1, 2020

SUBJECT: PY 2020 CDC Activity Grant Program Funding Recommendations

Background: Community Development released the 2020 RFP for CDC Activity Grant funding on December 6th, with a proposal due date of February 7, 2020. The Department received 17 proposals, requesting a combined total of \$8,219,598. Line-item funding for CDCs in Program Year 2020 (*July 1, 2020-June 30, 2021*) is \$1,121,932.

Analysis & Rationale: The CDC Proposal Review Committee met by WebEx on March 19th and March 27th to review proposals and to formulate the attached funding recommendations. As a starting point, the Committee used a 100-point on-line scoring tool to measure Organizational Capacity, Community Need, Program Impact and Past Performance. Individual scores that ranged from 78.8 points (*Detroit Shoreway Community Development Organization*) to 44.4 points (*Mount Pleasant Now*) established the baseline award amount and the ranking of all CDCs within three separate tier groups:

	On-Line Proposal Score	Baseline Award Amount	No. of CDCs in this Group
Tier 1	80-70 Points	\$60,000	6
Tier 2	69-50 Points	\$40,000	7
Tier 3	Under 50 Points	\$20,000	4

Community Development’s Division of Administrative Services also reviewed the most recent audit submitted by all CDCs to evaluate assets and liabilities, operating cash, and debt ratio as a measure of financial strengths and weaknesses. Points for financial condition are incorporated in the Review Committee's score.*

Special consideration was then given to five items:

Item 1: Low/Moderate Income Area Population

Additional funding is awarded to CDCs whose primary service area has a higher percentage of low to moderate income residents.

Percent Low-Mod Population	Points	Add-On Award Amount	No of CDCs in this Group
81% or above	5 Points	\$10,000	1
80%-76%	4 Points	\$7,500	3
75%-71%	3 Points	\$5,000	7
70%-66%	2 Points	\$2,500	2
65%-51%	1 Point	\$1,000	3
Below 51%	0 Points	\$0	1

Item 2: Total Population Served

Additional funding is awarded to CDCs based on total service area population

Total Population	Points	Add-On Award Amount	No of CDCs in this Group
Over 30,000	5 Points	\$10,000	2
25,001-30,000	4 Points	\$7,500	3
20,001-25,000	3 Points	\$3,500	3
15,001-20,000	2 Points	\$2,000	4
10,000-15,000	1 Point	\$1,000	2
Under 10,000	0 Points	\$0	3

Item 3: Performance

This measure is based on the median number of properties submitted and approved (*from July 2019 through March 30, 2020*) through the Department of Community Development’s online reporting portal.

- Portal approvals at/or exceeding the median (*5 Properties*) receive 4 points and \$8,000
- Portal approvals below the median receive 3 points and \$5,000
- Portal submissions at/or exceeding the median (*5 Submissions*) receive 2 points and \$2,500
- There were no points or monies awarded for below median submittals.

To the extent that unspent block grant funds negatively impact the Department’s balance reporting to HUD, the Performance Factor also considers the amount of funding that was unspent (decertified) from the previous CDC contracts (PY2018).

- Decertified balances under \$15,000 get one point and \$3,500
- Decertified balances of \$15,000 or more get zero points and \$0

Item 4: Expanded Service Area

Points in this category are awarded to CDCs serving one or more neighborhoods beyond their primary service area; neighborhoods the Department of Community Development has determined are *unserved* or *under served* by a similar organization. Three CDCs meet this criteria: Burten Bell Carr, Famicos Foundation and Greater Collinwood. These CDCs have sufficient organizational capacity to support an expanded service area; and their proposed PY 2020 activities will produce a visible improvement on physical conditions in these neighborhoods and improve the quality of life for area residents.

Each CDC in this group receives an additional \$20,000.

CDC	Expanded Area
Burten Bell Carr Development	Buckeye- Shaker, Buckeye-Woodland Hills
Famicos Foundation	St. Clair-Superior, Goodrich-Kirkland Park
Greater Collinwood Development	Euclid Green, Collinwood-Nottingham and North Shore Collinwood

Item 5: Housing Production

Points in this category are derived from an in-house review of CDC accomplishment reporting and housing production; with an emphasis on tangible outcomes through exterior and substantial single-family housing rehabilitation, multi-family housing rehabilitation and new housing construction. This category compares the number of housing units a CDC is proposing this year to the number of housing units the CDC completed from July 2018 to December 2019. Scoring in this category also makes a distinction between CDCs that served as “Developer” on at least one housing project over the past 18 months, from those CDCs that typically perform the less demanding function of a “Housing Partner.” Highest points were given to CDC Developers that accomplished 50% or more of their housing goals in PY2018/19, that have set new goals for PY2020 that exceed or are consistent with past accomplishments.

Classification	Rationale	Add-on	
		Points	Sub-grant
CDC Developer	50% or more of PY2018/19 accomplished, with consistent or higher PY2020 goals proposed	10 points	\$12,500
CDC Developer	Low production (less than 50% completed) with consistent or higher PY2020 goals proposed	8 points	\$8,000
Housing Partner	50% or more of PY2018/19 accomplished, with consistent or higher PY2020 goals proposed	6 points	\$7,000
Housing Partner	Low production (less than 50% accomplished) with consistent or higher PY2020 goals proposed	4 points	\$5,000
Special Consideration	CDC is a partner or developer with PY2020 housing goals that are significantly lower than PY2018/19 accomplishments	2 points	\$2,000

Recommendation:

Six CDCs received a reduction in dollars from 2019:

- DSCDO, despite having the highest initial team score, received few points for the special consideration items like portal performance, populations served and expanded service area.
- FRDC also scored well from a base performance level but didn’t receive special consideration points due to the small population and limited service area supported
- Tremont West scored in the middle tier and didn’t receive special consideration points because of the low population served, low LMA % and small service area

- Metro West saw a slight decrease because while they scored in the middle tier. They received strong special consideration points for population and LMA%, but portal performance has been low.
- Harvard Services Center consistently scores in the bottom tier and doesn't merit special consideration points in LMA% or portal performance. It does however, serve an area with more than 20,000 residents.
- Mount Pleasant NOW is in the bottom tier and received little special consideration because it doesn't serve a large population, have an expanded area or show strength from a portal or housing performance. CD recommends funding Mount Pleasant NOW because it is starting to stabilize its financing and CD is coordinating support and funding with the Foundation community so as to develop a strong organization that can serve the needs of the community

After review of the scores compiled above, the Community Development Department suggests the following adjustments to scores:

- An increase of DSCDO's amount to reflect that the CDC had the highest base score, has continued to work through complicated housing projects and did manage in 2019 both the break-off of MetroWest and the collaboration with Cudell. This is still a significant reduction from 2019 but with the addition of Cudell, which is managed by DSCDO, the total allocation is \$114,700 which is the highest allocation and on par with other organizations with expanded service areas
- Retaining Greater Collinwood at the \$80,000 it was funded in 2019. The organization still struggles to meet HUD Performance metrics, which is why it scored low, but the organization is only in year two of a much expanded area, serves a very large, diverse area and has made tremendous strides in supporting the community – accomplishments include securing \$300K as part of CNP's Chain reaction to support local businesses, partnering with the community and CMSD to keep Collinwood High School open and community engagement efforts to bridge the North/South Collinwood divide and engage youth in the neighborhood. Community Development believes that it would not be in the interest of the larger community to not support the organization's growing momentum.
- Slavic Village was also kept whole from 2019 as it missed the top scoring bar by 3 points and demonstrated strong performance across the board. From an equity perspective, it is critical to maintain funding in this neighborhood. SVDC continues to do the blocking and tackling in the neighborhood to reduce vacancies to 8% from 13% three years ago and reduced evictions in the neighborhood by 18%. Through Slavic Village Rediscovered the CDC is rehabbing one home at a time without CDBG subsidy.
- In order to achieve the increases for the agencies listed above, adjustments were made to other agencies in a manner that reflected their base score or lack of consistency in a few special consideration areas with results on the ground.

If approved, the total recommended would be \$ \$1,121,932.

**NOTE* Current audits for three CDCs were not available (*Mt. Pleasant Now, Greater Collinwood and Union Miles Development*). Any awards to these agencies would be contingent upon the Department's approval of current audits.

Approved Denied More Information Required

Edward W. Rybka, Chief of Regional Development

Date

PY 2021 Citywide Development Assistance Program AWARDS

Agency Name	Program	Departmental Award	Total Contract
CHN Housing Partners	Pre-Purchase Counseling and Foreclosure Prevention	\$40,000	\$40,000
Cleveland Restoration Society	Stabilizing Cleveland Neighborhoods	\$10,000	\$10,000
Cleveland Restoration Society	Heritage Home Loans	\$100,000	\$152,000
Community Housing Solutions	Tool Loan and Counseling	\$40,000	\$280,000
Community Housing Solutions	Furnace Repair (Admin)	\$25,000	\$160,000
Empowering and Strengthening Ohio's People (ESOP)	Foreclosure Prevention Counseling	\$50,000	\$50,000
Housing Research & Advocacy Center	Fair Housing and Investigation Program	\$12,000	\$12,000
Northeast Ohio Hispanic Center for Economic Development	Business Technical Assistance	\$12,024	\$47,024
Spanish American Committee for a Better Community	Financial Literacy	\$25,321	\$25,321
Spanish American Committee for a Better Community	MiCasa Housing Program	\$30,000	\$30,000
GRAND TOTALS		\$344,345	\$806,255



City of Cleveland

Frank G. Jackson, Mayor

Department of Community Development

Michiel Wackers, Director
601 Lakeside Avenue, Room 320
Cleveland, Ohio 44114-1070
216/664-4000
www.city.cleveland.oh.us

Decision Memorandum

TO: Edward W. Rybka, Chief of Development

FROM: Michiel Wackers, Director
Department of Community Development

DATE: June 3, 2021

SUBJECT: PY2021 Citywide Development Assistance Program Recommendations

The Department of Community Development will allocate \$375,000 in CDBG funds for the Citywide Development Assistance Program in PY2021. This budget amount includes \$70,000 from unallocated prior year balances.

The PY2021 Citywide line-item allocation is \$257,666 lower than last year.

Background: The Citywide Development Grant Program RFP was released on February 5th, with a proposal due date of March 5, 2021. We received twelve proposals from nine current grantees, requesting a combined total of \$697,309---which is nearly double the amount budgeted for the program line-item.

AGENCY	PROGRAM	AMOUNT REQUESTED
CHN Housing Partners	Pre-Purchase Counseling and Foreclosure Prevention	\$50,000
Cleveland Neighborhood Progress	Community Financial Centers	\$75,000
Cleveland Restoration Society	Stabilizing Cleveland Neighborhoods	\$25,000
Cleveland Restoration Society	Heritage Home Loan	\$179,000
Community Housing Solutions	Tool Loan and Counseling	\$45,000
Community Housing Solutions	Furnace Repair Program	\$25,000
Empowering & Strengthening Ohio's People/East Side Organizing Project (ESOP)	Foreclosure Prevention Counseling	\$51,795
Housing Research & Advocacy Center dba Fair Housing Center for Human Rights and Research	Fair Housing and Investigation Program	\$15,772
Legal Aid Society of Cleveland	Right to Counsel Cleveland	\$100,000
Northeast Ohio Hispanic Center for Economic Development	Citywide Business Technical Assistance	\$50,100
Spanish American Committee for a Better Community	Financial Literacy Program	\$50,642
Spanish American Committee for a Better Community	Mi Casa Housing Counseling	\$30,000

Analysis & Rationale: DAS management and staff, and representatives from City Council and the Office of the Mayor evaluated each proposal against a 100-point scale to evaluate Organizational Capacity (30 points), Community Need (25 points), Program Impact (20 points) and Past Performance (25 points). Final scores ranged from 33 to 77 points.

A review of agency audits was also conducted. Two grantees, Northeast Ohio Hispanic Center for Economic Development and Cleveland Neighborhood Progress are not current on audit submissions. Awards to these organizations, if approved would be contingent upon submission and approval of 2020 audits.

Recommendations: If recommendations as outlined on the attached spreadsheet are approved as presented:

- Proposals scoring 75 points or more will receive the amount requested, up to a maximum grant of \$50,000
- Proposals scoring between 74-70 points will receive the amount requested, up to a maximum of \$40,000
- Proposals scoring between 69-55 points will receive 50% of the prior year award, up to a maximum of \$30,000
- Proposals scoring less than 55 points will receive 40% of the prior year award, with a minimum grant of \$12,000.

Special Considerations: The Proposal Review Committee is recommending we do not award a grant for Legal Aid Society’s Right to Counsel Program. This grantee received \$700,000 in CARES Act funding last year for similar services, but has been slow in meeting accomplishment and expenditure goals.

Special consideration is also given to Cleveland Restoration Society’s Heritage Home Loan Program, which the Department wholly funded in PY2020 at \$169,000 to ensure all eligible Cleveland homeowners could access the Loan Program’s below market rate financing. Since the line-item can’t support a grant this large in PY2021, we are recommending \$100,000. If this recommendation is approved, CRS will need to seek additional funding from City Council to cover the gap, as they have in past years.

Total recommendations amount to \$374,345, leaving a negligible line-item balance of \$655.

Approved_____ Denied _____ More Information Required_____

Edward W. Rybka, Chief of Development

Date

cc: Joy Anderson, Commissioner of Administrative Services
Jeff Kucharski, Budget Manager
Martin Bielat, Compliance Manager
Debra Prater, Contract Administration Manager

PY2020 CDC Funding Recommendations

Agency	Factor Points	Award Calculation						PY2019 Award	PY2020 Recommendation
	Committee Score	Baseline Award	Plus LMA	Plus Performance	Plus Housing	Plus Expanded Area	Plus Population		
Detroit Shoreway Community Development	78.8	\$60,000	\$5,000	\$0	\$2,000	\$0	\$1,000	\$100,000	\$ 81,500
Union Miles Development	73.3	\$60,000	\$7,500	\$10,500	\$2,000	\$0	\$2,000	\$52,000	\$ 82,000
Burten Bell Carr Development	71.3	\$60,000	\$10,000	\$2,500	\$8,000	\$20,000	\$2,000	\$96,000	\$ 102,500
Fairfax Renaissance	71	\$60,000	\$5,000	\$8,500	\$5,000	\$0	\$0	\$88,000	\$ 78,500
Bellaire Puritas Development	70.3	\$60,000	\$1,000	\$5,000	\$5,000	\$0	\$3,500	\$52,000	\$ 62,000
Famicos Foundation	70.2	\$60,000	\$5,000	\$14,000	\$12,500	\$20,000	\$2,000	\$100,000	\$ 103,232
Slavic Village Development	67.2	\$40,000	\$7,500	\$11,000	\$7,000	\$0	\$3,500	\$82,000	\$ 82,000
Old Brooklyn Community Development	66.3	\$40,000	\$1,000	\$14,000	\$7,000	\$0	\$10,000	\$75,000	\$ 75,000
West Park Kamms	59.8	\$40,000	\$0	\$14,000	\$7,000	\$0	\$7,500	\$55,000	\$ 68,500
Tremont West	59.4	\$40,000	\$2,500	\$3,500	\$8,000	\$0	\$0	\$70,000	\$ 54,000
Ohio City	57.2	\$40,000	\$5,000	\$6,000	\$5,000	\$0	\$0	\$51,000	\$ 56,000
Westtown CDC	57.1	\$40,000	\$5,000	\$0	\$8,000	\$0	\$7,500	\$27,000	\$ 35,000
Metro West	56.7	\$40,000	\$7,500	\$0	\$5,000	\$0	\$10,000	\$65,000	\$ 62,500
Harvard Community Services	49.8	\$20,000	\$1,000	\$2,500	\$5,000	\$0	\$3,500	\$38,000	\$ 32,000
Greater Collinwood	49.1	\$20,000	\$2,500	\$7,500	\$8,000	\$20,000	\$7,500	\$80,000	\$ 80,000
Cudell Improvement	48.6	\$20,000	\$5,000	\$0	\$7,000	\$0	\$2,000	\$25,000	\$ 34,000
Mt. Pleasant Now	44.4	\$20,000	\$5,000	\$0	\$0	\$0	\$1,000	\$52,000	\$ 33,200
Totals		\$720,000	\$75,500	\$99,000	\$101,500	\$60,000	\$63,000	\$1,108,000	\$ 1,121,932



City of Cleveland
Frank G. Jackson, Mayor

Department of Community Development
Tania Menesse, Director
601 Lakeside Avenue, Room 320
Cleveland, Ohio 44114-1070
216/664-4000
www.cleveland-oh.gov

DECISION MEMORANDUM

TO: Edward W. Rybka, Chief of Regional Development

FROM: Tania Menesse, Director
Department of Community Development

DATE: May 1, 2020

SUBJECT: PY 2020 CDC Activity Grant Program Funding Recommendations

Background: Community Development released the 2020 RFP for CDC Activity Grant funding on December 6th, with a proposal due date of February 7, 2020. The Department received 17 proposals, requesting a combined total of \$8,219,598. Line-item funding for CDCs in Program Year 2020 (*July 1, 2020-June 30, 2021*) is \$1,121,932.

Analysis & Rationale: The CDC Proposal Review Committee met by WebEx on March 19th and March 27th to review proposals and to formulate the attached funding recommendations. As a starting point, the Committee used a 100-point on-line scoring tool to measure Organizational Capacity, Community Need, Program Impact and Past Performance. Individual scores that ranged from 78.8 points (*Detroit Shoreway Community Development Organization*) to 44.4 points (*Mount Pleasant Now*) established the baseline award amount and the ranking of all CDCs within three separate tier groups:

	On-Line Proposal Score	Baseline Award Amount	No. of CDCs in this Group
Tier 1	80-70 Points	\$60,000	6
Tier 2	69-50 Points	\$40,000	7
Tier 3	Under 50 Points	\$20,000	4

Community Development’s Division of Administrative Services also reviewed the most recent audit submitted by all CDCs to evaluate assets and liabilities, operating cash, and debt ratio as a measure of financial strengths and weaknesses. Points for financial condition are incorporated in the Review Committee's score.*

Special consideration was then given to five items:

Item 1: Low/Moderate Income Area Population

Additional funding is awarded to CDCs whose primary service area has a higher percentage of low to moderate income residents.

Percent Low-Mod Population	Points	Add-On Award Amount	No of CDCs in this Group
81% or above	5 Points	\$10,000	1
80%-76%	4 Points	\$7,500	3
75%-71%	3 Points	\$5,000	7
70%-66%	2 Points	\$2,500	2
65%-51%	1 Point	\$1,000	3
Below 51%	0 Points	\$0	1

Item 2: Total Population Served

Additional funding is awarded to CDCs based on total service area population

Total Population	Points	Add-On Award Amount	No of CDCs in this Group
Over 30,000	5 Points	\$10,000	2
25,001-30,000	4 Points	\$7,500	3
20,001-25,000	3 Points	\$3,500	3
15,001-20,000	2 Points	\$2,000	4
10,000-15,000	1 Point	\$1,000	2
Under 10,000	0 Points	\$0	3

Item 3: Performance

This measure is based on the median number of properties submitted and approved (*from July 2019 through March 30, 2020*) through the Department of Community Development’s online reporting portal.

- Portal approvals at/or exceeding the median (*5 Properties*) receive 4 points and \$8,000
- Portal approvals below the median receive 3 points and \$5,000
- Portal submissions at/or exceeding the median (*5 Submissions*) receive 2 points and \$2,500
- There were no points or monies awarded for below median submittals.

To the extent that unspent block grant funds negatively impact the Department’s balance reporting to HUD, the Performance Factor also considers the amount of funding that was unspent (decertified) from the previous CDC contracts (PY2018).

- Decertified balances under \$15,000 get one point and \$3,500
- Decertified balances of \$15,000 or more get zero points and \$0

Item 4: Expanded Service Area

Points in this category are awarded to CDCs serving one or more neighborhoods beyond their primary service area; neighborhoods the Department of Community Development has determined are *unserved* or *under served* by a similar organization. Three CDCs meet this criteria: Burten Bell Carr, Famicos Foundation and Greater Collinwood. These CDCs have sufficient organizational capacity to support an expanded service area; and their proposed PY 2020 activities will produce a visible improvement on physical conditions in these neighborhoods and improve the quality of life for area residents.

Each CDC in this group receives an additional \$20,000.

CDC	Expanded Area
Burten Bell Carr Development	Buckeye- Shaker, Buckeye-Woodland Hills
Famicos Foundation	St. Clair-Superior, Goodrich-Kirkland Park
Greater Collinwood Development	Euclid Green, Collinwood-Nottingham and North Shore Collinwood

Item 5: Housing Production

Points in this category are derived from an in-house review of CDC accomplishment reporting and housing production; with an emphasis on tangible outcomes through exterior and substantial single-family housing rehabilitation, multi-family housing rehabilitation and new housing construction. This category compares the number of housing units a CDC is proposing this year to the number of housing units the CDC completed from July 2018 to December 2019. Scoring in this category also makes a distinction between CDCs that served as “*Developer*” on at least one housing project over the past 18 months, from those CDCs that typically perform the less demanding function of a “*Housing Partner*.” Highest points were given to CDC Developers that accomplished 50% or more of their housing goals in PY2018/19, that have set new goals for PY2020 that exceed or are consistent with past accomplishments.

Classification	Rationale	Add-on	
		Points	Sub-grant
CDC Developer	50% or more of PY2018/19 accomplished, with consistent or higher PY2020 goals proposed	10 points	\$12,500
CDC Developer	Low production (less than 50% completed) with consistent or higher PY2020 goals proposed	8 points	\$8,000
Housing Partner	50% or more of PY2018/19 accomplished, with consistent or higher PY2020 goals proposed	6 points	\$7,000
Housing Partner	Low production (less than 50% accomplished) with consistent or higher PY2020 goals proposed	4 points	\$5,000
Special Consideration	CDC is a partner or developer with PY2020 housing goals that are significantly lower than PY2018/19 accomplishments	2 points	\$2,000

Recommendation:

Six CDCs received a reduction in dollars from 2019:

- DSCDO, despite having the highest initial team score, received few points for the special consideration items like portal performance, populations served and expanded service area.
- FRDC also scored well from a base performance level but didn’t receive special consideration points due to the small population and limited service area supported
- Tremont West scored in the middle tier and didn’t receive special consideration points because of the low population served, low LMA % and small service area

- Metro West saw a slight decrease because while they scored in the middle tier. They received strong special consideration points for population and LMA%, but portal performance has been low.
- Harvard Services Center consistently scores in the bottom tier and doesn't merit special consideration points in LMA% or portal performance. It does however, serve an area with more than 20,000 residents.
- Mount Pleasant NOW is in the bottom tier and received little special consideration because it doesn't serve a large population, have an expanded area or show strength from a portal or housing performance. CD recommends funding Mount Pleasant NOW because it is starting to stabilize its financing and CD is coordinating support and funding with the Foundation community so as to develop a strong organization that can serve the needs of the community

After review of the scores compiled above, the Community Development Department suggests the following adjustments to scores:

- An increase of DSCDO's amount to reflect that the CDC had the highest base score, has continued to work through complicated housing projects and did manage in 2019 both the break-off of MetroWest and the collaboration with Cudell. This is still a significant reduction from 2019 but with the addition of Cudell, which is managed by DSCDO, the total allocation is \$114, 700 which is the highest allocation and on par with other organizations with expanded service areas
- Retaining Greater Collinwood at the \$80,000 it was funded in 2019. The organization still struggles to meet HUD Performance metrics, which is why it scored low, but the organization is only in year two of a much expanded area, serves a very large, diverse area and has made tremendous strides in supporting the community – accomplishments include securing \$300K as part of CNP's Chain reaction to support local businesses, partnering with the community and CMSD to keep Collinwood High School open and community engagement efforts to bridge the North/South Collinwood divide and engage youth in the neighborhood. Community Development believes that it would not be in the interest of the larger community to not support the organization's growing momentum.
- Slavic Village was also kept whole from 2019 as it missed the top scoring bar by 3 points and demonstrated strong performance across the board. From an equity perspective, it is critical to maintain funding in this neighborhood. SVDC continues to do the blocking and tackling in the neighborhood to reduce vacancies to 8% from 13% three years ago and reduced evictions in the neighborhood by 18%. Through Slavic Village Rediscovered the CDC is rehabbing one home at a time without CDBG subsidy.
- In order to achieve the increases for the agencies listed above, adjustments were made to other agencies in a manner that reflected their base score or lack of consistency in a few special consideration areas with results on the ground.

If approved, the total recommended would be \$ \$1,121,932.

**NOTE* Current audits for three CDCs were not available (*Mt. Pleasant Now, Greater Collinwood and Union Miles Development*). Any awards to these agencies would be contingent upon the Department's approval of current audits.

Approved Denied More Information Required

Edward W. Rybka, Chief of Regional Development

Date



City of Cleveland

Frank G. Jackson, Mayor

DECISION MEMORANDUM

TO: Edward W. Rybka, Chief of Regional Development
 FROM: Michiel Wackers, Director
 Department of Community Development
 DATE: April 7, 2021
 SUBJECT: PY2021 CDC Activity Grant Program Funding Recommendations

In developing a Director's recommendation funding was compared to last year's award and CDC's performance. Those with Sub-Par performance were kept at flat funding or reduced funding based on their total score. Similarly those with Strong performance some form of increase over last year's funding.

Agency	Total Score	PY2021 Director's Recommendations	PY2020 Award	Difference	Goal Attainment
Famicos Foundation	95	\$115,500	\$103,232	\$12,268	Acceptable
Fairfax Renaissance	93	\$90,000	\$78,500	\$11,500	Strong
Burten Bell Carr Development	87	\$102,500	\$102,500	\$0	Sub-Par
Slavic Village Development	84	\$85,000	\$82,000	\$3,000	Strong
Detroit Shoreway Community Development	83	\$81,500	\$81,500	\$0	Acceptable
Bellaire Puritas Development**	79	\$67,000	\$62,000	\$10,000	Acceptable
West Park Kamms	76	\$70,000	\$68,500	\$2,500	Strong
Union Miles Development**	76	\$85,000	\$82,000	\$3,000	Strong
Westtown CDC	75	\$40,000	\$35,000	\$5,000	Sub-Par
Old Brooklyn Community Development	73	\$77,000	\$75,000	\$2,000	Strong
Harvard Community Services	69	\$32,000	\$32,000	\$0	Sub-Par
Tremont West	69	\$51,300	\$54,000	-\$2,700	Sub-Par
Ohio City	67	\$51,300	\$56,000	-\$4,700	Sub-Par
Cudell Improvement	66	\$40,000	\$34,000	\$6,000	Acceptable
Metro West	66	\$55,800	\$62,500	-\$6,700	Sub-Par
Greater Collinwood**	54	\$70,000	\$80,000	-\$10,000	Sub-Par
Mt. Pleasant Now**	44	\$32,500	\$33,200	-\$700	Sub-Par
Total		\$1,143,000	\$1,121,932		

NOTE: Awards to agencies with an asterisk (*) are contingent upon submitting current, approved audits.

Approved _____ Denied _____ More Information Required _____

Edward W. Rybka, Chief of Regional Development

Date _____

2020 CDC Activity Grant Production Report

July 1, 2020- June 30, 2021

Agency Name:	Westown Community Development Corporation
--------------	--------------------------------------------------

Department of Community Development	\$35,000.00
NDA- Ward 11	\$268,632.00
TOTAL ALLOCATION	\$303,632.00

Production Summary

Activity Type	Budget	Units Proposed	Units Underway	Units Completed	Expended	% Expended	Per Unit Cost	IDIS Units
Housing	\$91,433.24	42	6	9 (21.4%)	\$66,205.85	72.4%	\$7,356	4 (44.4%)
Commercial	\$127,185.63	50	5	38 (76.0%)	\$110,748.73	87.1%	\$2,914	34 (89.5%)
Interim Assistance	\$75,904.17	80	0	74 (92.5%)	\$65,582.65	86.4%	\$886	73 (98.6%)
Public Service	\$0.00	0	0	0 (0.0%)	\$0.00	0.0%	\$0	(0.0%)

All CDCs Production Summary

Activity Type	Budget	Units Proposed	Units Underway	Units Completed	Expended	% Expended	Per Unit Cost	IDIS Units
Housing	\$3,872,208.10	1,163	493	813 (69.9%)	\$3,528,993.46	91.1%	\$4,341	631 (77.6%)
Commercial	\$2,544,212.14	1,053	622	846 (80.3%)	\$2,140,762.11	84.1%	\$2,530	632 (74.7%)
Interim Assistance	\$1,195,245.48	1,229	186	1,208 (98.3%)	\$1,066,380.73	89.2%	\$883	1,081 (89.5%)
Public Service	\$516,694.43	1,600	293	953 (59.6%)	\$460,613.83	89.1%	\$483	924 (97.0%)

Priority Assessment Measures

Activity Type	% Expended	Unit Cost	% Units Completed	Assessment
Housing	Untimely Expenditures	High Costs Per Unit	Under Performing	Below IA
Commercial	Timely Expenditures	High Costs Per Unit	Performing	At IA
IDIS Reportable Units			Under Performing	Below IA

Benchmarks

Activity Type	% Expended	Unit Cost	% Units Completed
Housing	Greater than 82.0%	Less than \$4,775	Greater than 62.9%
Commercial	Greater than 75.7%	Less than \$2,783	Greater than 72.3%
IDIS Reportable Units			Greater than 90% in each category.

2020 CDC Activity Grant Production Report

July 1, 2020- June 30, 2021

Agency Name:	Bellaire Puritas Development Corporation
--------------	-------------------------------------------------

Department of Community Development	\$62,000.00
NDA- Ward 16	\$390,000.00
NDA- Ward 17	\$40,000.00
TOTAL ALLOCATION	\$492,000.00

Production Summary

Activity Type	Budget	Units Proposed	Units Underway	Units Completed	Expended	% Expended	Per Unit Cost	IDIS Units
Housing	\$59,910.74	39	10	30 (76.9%)	\$64,298.77	107.3%	\$2,143	28 (93.3%)
Commercial	\$250,715.47	44	14	33 (75.0%)	\$249,784.51	99.6%	\$7,569	27 (81.8%)
Interim Assistance	\$106,560.47	51	1	23 (45.1%)	\$105,117.75	98.6%	\$4,570	21 (91.3%)
Public Service	\$63,153.57	20	41	23 (115.0%)	\$59,526.56	94.3%	\$2,588	(87.0%)

All CDCs Production Summary

Activity Type	Budget	Units Proposed	Units Underway	Units Completed	Expended	% Expended	Per Unit Cost	IDIS Units
Housing	\$3,872,208.10	1,163	493	813 (69.9%)	\$3,528,993.46	91.1%	\$4,341	631 (77.6%)
Commercial	\$2,544,212.14	1,053	622	846 (80.3%)	\$2,140,762.11	84.1%	\$2,530	632 (74.7%)
Interim Assistance	\$1,195,245.48	1,229	186	1,208 (98.3%)	\$1,066,380.73	89.2%	\$883	1,081 (89.5%)
Public Service	\$516,694.43	1,600	293	953 (59.6%)	\$460,613.83	89.1%	\$483	924 (97.0%)

Priority Assessment Measures

Activity Type	% Expended	Unit Cost	% Units Completed	Assessment
Housing	Timely Expenditures	Reasonable Costs Per Unit	Performing	Exceeds IA
Commercial	Timely Expenditures	High Costs Per Unit	Performing	At IA
IDIS Reportable Units			Under Performing	Below IA

Benchmarks

Activity Type	% Expended	Unit Cost	% Units Completed
Housing	Greater than 82.0%	Less than \$4,775	Greater than 62.9%
Commercial	Greater than 75.7%	Less than \$2,783	Greater than 72.3%
IDIS Reportable Units			Greater than 90% in each category.

2020 CDC Activity Grant Production Report

July 1, 2020- June 30, 2021

Agency Name:	Burten Bell Carr Development Incorporated
--------------	--------------------------------------------------

Department of Community Development	\$102,500.00
NDA- Ward 5	\$330,000.00
NDA- Ward 6	\$175,000.00
TOTAL ALLOCATION	\$607,500.00

Production Summary

Activity Type	Budget	Units Proposed	Units Underway	Units Completed	Expended	% Expended	Per Unit Cost	IDIS Units
Housing	\$300,086.25	96	83	373 (388.5%)	\$265,101.50	88.3%	\$711	231 (61.9%)
Commercial	\$238,363.75	41	10	44 (107.3%)	\$189,911.49	79.7%	\$4,316	17 (38.6%)
Interim Assistance	\$51,200.00	60	0	115 (191.7%)	\$39,491.04	77.1%	\$343	113 (98.3%)
Public Service	\$0.00	0	0	0 (0.0%)	\$0.00	0.0%	\$0	(0.0%)

All CDCs Production Summary

Activity Type	Budget	Units Proposed	Units Underway	Units Completed	Expended	% Expended	Per Unit Cost	IDIS Units
Housing	\$3,872,208.10	1,163	493	813 (69.9%)	\$3,528,993.46	91.1%	\$4,341	631 (77.6%)
Commercial	\$2,544,212.14	1,053	622	846 (80.3%)	\$2,140,762.11	84.1%	\$2,530	632 (74.7%)
Interim Assistance	\$1,195,245.48	1,229	186	1,208 (98.3%)	\$1,066,380.73	89.2%	\$883	1,081 (89.5%)
Public Service	\$516,694.43	1,600	293	953 (59.6%)	\$460,613.83	89.1%	\$483	924 (97.0%)

Priority Assessment Measures

Activity Type	% Expended	Unit Cost	% Units Completed	Assessment
Housing	Timely Expenditures	Reasonable Costs Per Unit	Performing	Exceeds IA
Commercial	Timely Expenditures	High Costs Per Unit	Performing	At IA
IDIS Reportable Units			Under Performing	Below IA

Benchmarks

Activity Type	% Expended	Unit Cost	% Units Completed
Housing	Greater than 82.0%	Less than \$4,775	Greater than 62.9%
Commercial	Greater than 75.7%	Less than \$2,783	Greater than 72.3%
IDIS Reportable Units			Greater than 90% in each category.

2020 CDC Activity Grant Production Report

July 1, 2020- June 30, 2021

Agency Name:	Cudell Improvement Incorporated
--------------	----------------------------------------

Department of Community Development	\$34,000.00
NDA- Ward 15	\$130,000.00
TOTAL ALLOCATION	\$164,000.00

Production Summary

Activity Type	Budget	Units Proposed	Units Underway	Units Completed	Expended	% Expended	Per Unit Cost	IDIS Units
Housing	\$69,770.81	23	4	19 (82.6%)	\$68,960.55	98.8%	\$3,630	19 (100.0%)
Commercial	\$78,232.63	72	96	71 (98.6%)	\$77,902.25	99.6%	\$1,097	32 (45.1%)
Interim Assistance	\$11,727.72	25	2	25 (100.0%)	\$11,658.03	99.4%	\$466	23 (92.0%)
Public Service	\$0.00	0	0	0 (0.0%)	\$0.00	0.0%	\$0	(0.0%)

All CDCs Production Summary

Activity Type	Budget	Units Proposed	Units Underway	Units Completed	Expended	% Expended	Per Unit Cost	IDIS Units
Housing	\$3,872,208.10	1,163	493	813 (69.9%)	\$3,528,993.46	91.1%	\$4,341	631 (77.6%)
Commercial	\$2,544,212.14	1,053	622	846 (80.3%)	\$2,140,762.11	84.1%	\$2,530	632 (74.7%)
Interim Assistance	\$1,195,245.48	1,229	186	1,208 (98.3%)	\$1,066,380.73	89.2%	\$883	1,081 (89.5%)
Public Service	\$516,694.43	1,600	293	953 (59.6%)	\$460,613.83	89.1%	\$483	924 (97.0%)

Priority Assessment Measures

Activity Type	% Expended	Unit Cost	% Units Completed	Assessment
Housing	Timely Expenditures	Reasonable Costs Per Unit	Performing	Exceeds IA
Commercial	Timely Expenditures	Reasonable Costs Per Unit	Performing	Exceeds IA
IDIS Reportable Units			Under Performing	Below IA

Benchmarks

Activity Type	% Expended	Unit Cost	% Units Completed
Housing	Greater than 82.0%	Less than \$4,775	Greater than 62.9%
Commercial	Greater than 75.7%	Less than \$2,783	Greater than 72.3%
IDIS Reportable Units			Greater than 90% in each category.

2020 CDC Activity Grant Production Report

July 1, 2020- June 30, 2021

Agency Name:	Detroit Shoreway Community Development Organization
--------------	------------------------------------------------------------

Department of Community Development	\$81,500.00
NDA- Ward 15	\$275,000.00
TOTAL ALLOCATION	\$356,500.00

Production Summary

Activity Type	Budget	Units Proposed	Units Underway	Units Completed	Expended	% Expended	Per Unit Cost	IDIS Units
Housing	\$211,124.79	34	28	12 (35.3%)	\$173,510.22	82.2%	\$14,459	11 (91.7%)
Commercial	\$102,058.27	110	148	110 (100.0%)	\$100,928.13	98.9%	\$918	82 (74.5%)
Interim Assistance	\$3,060.61	10	0	13 (130.0%)	\$3,042.12	99.4%	\$234	13 (100.0%)
Public Service	\$30,181.73	175	0	177 (101.1%)	\$29,860.99	98.9%	\$169	(99.4%)

All CDCs Production Summary

Activity Type	Budget	Units Proposed	Units Underway	Units Completed	Expended	% Expended	Per Unit Cost	IDIS Units
Housing	\$3,872,208.10	1,163	493	813 (69.9%)	\$3,528,993.46	91.1%	\$4,341	631 (77.6%)
Commercial	\$2,544,212.14	1,053	622	846 (80.3%)	\$2,140,762.11	84.1%	\$2,530	632 (74.7%)
Interim Assistance	\$1,195,245.48	1,229	186	1,208 (98.3%)	\$1,066,380.73	89.2%	\$883	1,081 (89.5%)
Public Service	\$516,694.43	1,600	293	953 (59.6%)	\$460,613.83	89.1%	\$483	924 (97.0%)

Priority Assessment Measures

Activity Type	% Expended	Unit Cost	% Units Completed	Assessment
Housing	Timely Expenditures	High Costs Per Unit	Under Performing	Below IA
Commercial	Timely Expenditures	Reasonable Costs Per Unit	Performing	Exceeds IA
IDIS Reportable Units			Performing	Exceeds IA

Benchmarks

Activity Type	% Expended	Unit Cost	% Units Completed
Housing	Greater than 82.0%	Less than \$4,775	Greater than 62.9%
Commercial	Greater than 75.7%	Less than \$2,783	Greater than 72.3%
IDIS Reportable Units			Greater than 90% in each category.

2020 CDC Activity Grant Production Report

July 1, 2020- June 30, 2021

Agency Name:	Fairfax Renaissance Development Corporation
--------------	----------------------------------------------------

Department of Community Development	\$78,500.00
NDA- Ward 6	\$247,000.00
TOTAL ALLOCATION	\$325,500.00

Production Summary

Activity Type	Budget	Units Proposed	Units Underway	Units Completed	Expended	% Expended	Per Unit Cost	IDIS Units
Housing	\$129,500.00	54	0	43 (79.6%)	\$126,563.19	97.7%	\$2,943	41 (95.3%)
Commercial	\$67,450.00	37	1	35 (94.6%)	\$65,824.00	97.6%	\$1,881	33 (94.3%)
Interim Assistance	\$73,720.00	48	1	47 (97.9%)	\$67,407.02	91.4%	\$1,434	47 (100.0%)
Public Service	\$46,190.00	900	0	315 (35.0%)	\$45,644.99	98.8%	\$145	(99.4%)

All CDCs Production Summary

Activity Type	Budget	Units Proposed	Units Underway	Units Completed	Expended	% Expended	Per Unit Cost	IDIS Units
Housing	\$3,872,208.10	1,163	493	813 (69.9%)	\$3,528,993.46	91.1%	\$4,341	631 (77.6%)
Commercial	\$2,544,212.14	1,053	622	846 (80.3%)	\$2,140,762.11	84.1%	\$2,530	632 (74.7%)
Interim Assistance	\$1,195,245.48	1,229	186	1,208 (98.3%)	\$1,066,380.73	89.2%	\$883	1,081 (89.5%)
Public Service	\$516,694.43	1,600	293	953 (59.6%)	\$460,613.83	89.1%	\$483	924 (97.0%)

Priority Assessment Measures

Activity Type	% Expended	Unit Cost	% Units Completed	Assessment
Housing	Timely Expenditures	Reasonable Costs Per Unit	Performing	Exceeds IA
Commercial	Timely Expenditures	Reasonable Costs Per Unit	Performing	Exceeds IA
IDIS Reportable Units			Performing	Exceeds IA

Benchmarks

Activity Type	% Expended	Unit Cost	% Units Completed
Housing	Greater than 82.0%	Less than \$4,775	Greater than 62.9%
Commercial	Greater than 75.7%	Less than \$2,783	Greater than 72.3%
IDIS Reportable Units			Greater than 90% in each category.

2020 CDC Activity Grant Production Report

July 1, 2020- June 30, 2021

Agency Name:	Famicos Foundation
--------------	---------------------------

Department of Community Development	\$103,232.00
NDA- Ward 1	\$150,000.00
NDA- Ward 4	\$135,000.00
NDA- Ward 7	\$568,000.00
NDA- Ward 9	\$430,000.00
NDA- Ward 10	\$250,000.00
Other Award	\$76,858.00
TOTAL ALLOCATION	\$1,713,090.00

Production Summary

Activity Type	Budget	Units Proposed	Units Underway	Units Completed	Expended	% Expended	Per Unit Cost	IDIS Units
Housing	\$847,879.00	120	67	86 (71.7%)	\$822,297.64	97.0%	\$9,562	79 (91.9%)
Commercial	\$214,905.00	19	11	14 (73.7%)	\$208,461.00	97.0%	\$14,890	12 (85.7%)
Interim Assistance	\$374,882.00	405	29	390 (96.3%)	\$367,468.00	98.0%	\$942	371 (95.1%)
Public Service	\$224,341.00	10	9	18 (180.0%)	\$195,099.55	87.0%	\$10,839	(100.0%)

All CDCs Production Summary

Activity Type	Budget	Units Proposed	Units Underway	Units Completed	Expended	% Expended	Per Unit Cost	IDIS Units
Housing	\$3,872,208.10	1,163	493	813 (69.9%)	\$3,528,993.46	91.1%	\$4,341	631 (77.6%)
Commercial	\$2,544,212.14	1,053	622	846 (80.3%)	\$2,140,762.11	84.1%	\$2,530	632 (74.7%)
Interim Assistance	\$1,195,245.48	1,229	186	1,208 (98.3%)	\$1,066,380.73	89.2%	\$883	1,081 (89.5%)
Public Service	\$516,694.43	1,600	293	953 (59.6%)	\$460,613.83	89.1%	\$483	924 (97.0%)

Priority Assessment Measures

Activity Type	% Expended	Unit Cost	% Units Completed	Assessment
Housing	Timely Expenditures	High Costs Per Unit	Performing	At IA
Commercial	Timely Expenditures	High Costs Per Unit	Performing	At IA
IDIS Reportable Units			Performing	Exceeds IA

Benchmarks

Activity Type	% Expended	Unit Cost	% Units Completed
Housing	Greater than 82.0%	Less than \$4,775	Greater than 62.9%
Commercial	Greater than 75.7%	Less than \$2,783	Greater than 72.3%
IDIS Reportable Units			Greater than 90% in each category.

2020 CDC Activity Grant Production Report

July 1, 2020- June 30, 2021

Agency Name:	Greater Collinwood Development Corporation
--------------	---------------------------------------------------

Department of Community Development	\$80,000.00
NDA- Ward 8	\$335,000.00
NDA- Ward 10	\$214,126.30
TOTAL ALLOCATION	\$629,126.30

Production Summary

Activity Type	Budget	Units Proposed	Units Underway	Units Completed	Expended	% Expended	Per Unit Cost	IDIS Units
Housing	\$472,796.79	118	9	3 (2.5%)	\$442,926.12	93.7%	\$147,642	3 (100.0%)
Commercial	\$99,346.94	75	12	102 (136.0%)	\$95,724.95	96.4%	\$938	72 (70.6%)
Interim Assistance	\$38,108.79	44	2	22 (50.0%)	\$31,490.39	82.6%	\$1,431	19 (86.4%)
Public Service	\$0.00	0	0	0 (0.0%)	\$0.00	0.0%	\$0	(0.0%)

All CDCs Production Summary

Activity Type	Budget	Units Proposed	Units Underway	Units Completed	Expended	% Expended	Per Unit Cost	IDIS Units
Housing	\$3,872,208.10	1,163	493	813 (69.9%)	\$3,528,993.46	91.1%	\$4,341	631 (77.6%)
Commercial	\$2,544,212.14	1,053	622	846 (80.3%)	\$2,140,762.11	84.1%	\$2,530	632 (74.7%)
Interim Assistance	\$1,195,245.48	1,229	186	1,208 (98.3%)	\$1,066,380.73	89.2%	\$883	1,081 (89.5%)
Public Service	\$516,694.43	1,600	293	953 (59.6%)	\$460,613.83	89.1%	\$483	924 (97.0%)

Priority Assessment Measures

Activity Type	% Expended	Unit Cost	% Units Completed	Assessment
Housing	Timely Expenditures	High Costs Per Unit	Under Performing	Below IA
Commercial	Timely Expenditures	Reasonable Costs Per Unit	Performing	Exceeds IA
IDIS Reportable Units			Under Performing	Below IA

Benchmarks

Activity Type	% Expended	Unit Cost	% Units Completed
Housing	Greater than 82.0%	Less than \$4,775	Greater than 62.9%
Commercial	Greater than 75.7%	Less than \$2,783	Greater than 72.3%
IDIS Reportable Units			Greater than 90% in each category.

2020 CDC Activity Grant Production Report

July 1, 2020 - June 30, 2021

Agency Name:	Harvard Community Services Center
--------------	------------------------------------------

Department of Community Development	\$32,000.00
NDA- Ward 1	\$200,000.00
TOTAL ALLOCATION	\$232,000.00

Production Summary

Activity Type	Budget	Units Proposed	Units Underway	Units Completed	Expended	% Expended	Per Unit Cost	IDIS Units
Housing	\$89,719.26	65	19	42 (64.6%)	\$89,468.79	99.7%	\$2,130	35 (83.3%)
Commercial	\$84,591.81	61	25	77 (126.2%)	\$75,816.64	89.6%	\$985	69 (89.6%)
Interim Assistance	\$57,688.93	39	8	57 (146.2%)	\$57,010.26	98.8%	\$1,000	37 (64.9%)
Public Service	\$0.00	0	0	0 (0.0%)	\$0.00	0.0%	\$0	(0.0%)

All CDCs Production Summary

Activity Type	Budget	Units Proposed	Units Underway	Units Completed	Expended	% Expended	Per Unit Cost	IDIS Units
Housing	\$3,872,208.10	1,163	493	832 (71.5%)	\$3,528,993.46	91.1%	\$4,242	632 (76.0%)
Commercial	\$2,544,212.14	1,053	622	855 (81.2%)	\$2,140,762.11	84.1%	\$2,504	634 (74.2%)
Interim Assistance	\$1,195,245.48	1,229	186	1,222 (99.4%)	\$1,066,380.73	89.2%	\$873	1,083 (88.6%)
Public Service	\$516,694.43	1,600	293	968 (60.5%)	\$460,613.83	89.1%	\$476	937 (96.8%)

Priority Assessment Measures

Activity Type	% Expended	Unit Cost	% Units Completed	Assessment
Housing	Timely Expenditures	Reasonable Costs Per Unit	Performing	Exceeds IA
Commercial	Timely Expenditures	Reasonable Costs Per Unit	Performing	Exceeds IA
IDIS Reportable Units			Under Performing	Below IA

Benchmarks

Activity Type	% Expended	Unit Cost	% Units Completed
Housing	Greater than 82.0%	Less than \$4,666	Greater than 64.4%
Commercial	Greater than 75.7%	Less than \$2,754	Greater than 73.1%
IDIS Reportable Units			Greater than 90% in each category.

2020 CDC Activity Grant Production Report

July 1, 2020- June 30, 2021

Agency Name:	Metro West Community Development Organization
--------------	------------------------------------------------------

Department of Community Development	\$62,500.00
NDA- Ward 3	\$60,000.00
NDA- Ward 12	\$60,000.00
NDA- Ward 14	\$295,000.00
TOTAL ALLOCATION	\$477,500.00

Production Summary

Activity Type	Budget	Units Proposed	Units Underway	Units Completed	Expended	% Expended	Per Unit Cost	IDIS Units
Housing	\$326,907.27	86	70	14 (16.3%)	\$309,356.83	94.6%	\$22,097	14 (100.0%)
Commercial	\$54,356.59	55	18	65 (118.2%)	\$50,051.92	92.1%	\$770	54 (83.1%)
Interim Assistance	\$59,770.57	120	0	122 (101.7%)	\$55,471.07	92.8%	\$455	116 (95.1%)
Public Service	\$23,096.79	160	0	161 (100.6%)	\$18,656.47	80.8%	\$116	(98.8%)

All CDCs Production Summary

Activity Type	Budget	Units Proposed	Units Underway	Units Completed	Expended	% Expended	Per Unit Cost	IDIS Units
Housing	\$3,872,208.10	1,163	493	813 (69.9%)	\$3,528,993.46	91.1%	\$4,341	631 (77.6%)
Commercial	\$2,544,212.14	1,053	622	846 (80.3%)	\$2,140,762.11	84.1%	\$2,530	632 (74.7%)
Interim Assistance	\$1,195,245.48	1,229	186	1,208 (98.3%)	\$1,066,380.73	89.2%	\$883	1,081 (89.5%)
Public Service	\$516,694.43	1,600	293	953 (59.6%)	\$460,613.83	89.1%	\$483	924 (97.0%)

Priority Assessment Measures

Activity Type	% Expended	Unit Cost	% Units Completed	Assessment
Housing	Timely Expenditures	High Costs Per Unit	Under Performing	Below IA
Commercial	Timely Expenditures	Reasonable Costs Per Unit	Performing	Exceeds IA
IDIS Reportable Units			Performing	Exceeds IA

Benchmarks

Activity Type	% Expended	Unit Cost	% Units Completed
Housing	Greater than 82.0%	Less than \$4,775	Greater than 62.9%
Commercial	Greater than 75.7%	Less than \$2,783	Greater than 72.3%
IDIS Reportable Units			Greater than 90% in each category.

APPENDIX

CHAPTER 5

PMP WORKORDER PER WARD SUMMARY

Printed Date:

From To

Total Work orders per Ward	40	Total City/LB Work orders	22	TOTAL WO COST / Ward:	\$4,955.96
No of QA TASKS:	<input type="text" value="40"/>	No of IP WO:	<input type="text" value="0"/>	No of Assigned WO:	<input type="text" value="0"/>
		No of Scheduled WO:	<input type="text" value="0"/>	No of Completed WO:	<input type="text" value="0"/>
		No of Canceled WO:	<input type="text" value="1"/>	No of Closed WO:	<input type="text" value="39"/>

Ward 1

Total Work orders per Ward	4181	Total City/LB Work orders	2025	TOTAL WO COST / Ward:	\$73,600.28
No of QA TASKS:	<input type="text" value="4181"/>	No of IP WO:	<input type="text" value="0"/>	No of Assigned WO:	<input type="text" value="1"/>
		No of Scheduled WO:	<input type="text" value="29"/>	No of Completed WO:	<input type="text" value="0"/>
		No of Canceled WO:	<input type="text" value="195"/>	No of Closed WO:	<input type="text" value="3955"/>

Ward 10

Total Work orders per Ward	11482	Total City/LB Work orders	6293	TOTAL WO COST / Ward:	\$193,121.49
No of QA TASKS:	<input type="text" value="11482"/>	No of IP WO:	<input type="text" value="0"/>	No of Assigned WO:	<input type="text" value="0"/>
		No of Scheduled WO:	<input type="text" value="0"/>	No of Completed WO:	<input type="text" value="0"/>
		No of Canceled WO:	<input type="text" value="58"/>	No of Closed WO:	<input type="text" value="11424"/>

Ward 11

Total Work orders per Ward	1326	Total City/LB Work orders	628	TOTAL WO COST / Ward:	\$25,258.97
No of QA TASKS:	<input type="text" value="1326"/>	No of IP WO:	<input type="text" value="0"/>	No of Assigned WO:	<input type="text" value="0"/>
		No of Scheduled WO:	<input type="text" value="0"/>	No of Completed WO:	<input type="text" value="0"/>
		No of Canceled WO:	<input type="text" value="4"/>	No of Closed WO:	<input type="text" value="1322"/>

Ward 12

Total Work orders per Ward	4949	Total City/LB Work orders	3027	TOTAL WO COST / Ward:	\$141,099.01
No of QA TASKS:	4949	No of IP WO:	0	No of Assigned WO:	3
		No of Scheduled WO:	1	No of Completed WO:	0
		No of Canceled WO:	616	No of Closed WO:	4329

Ward 13

Total Work orders per Ward	562	Total City/LB Work orders	229	TOTAL WO COST / Ward:	\$11,270.94
No of QA TASKS:	562	No of IP WO:	0	No of Assigned WO:	0
		No of Scheduled WO:	0	No of Completed WO:	0
		No of Canceled WO:	3	No of Closed WO:	559

Ward 14

Total Work orders per Ward	3062	Total City/LB Work orders	1669	TOTAL WO COST / Ward:	\$70,374.51
No of QA TASKS:	3062	No of IP WO:	0	No of Assigned WO:	0
		No of Scheduled WO:	0	No of Completed WO:	0
		No of Canceled WO:	11	No of Closed WO:	3051

Ward 15

Total Work orders per Ward	2367	Total City/LB Work orders	1193	TOTAL WO COST / Ward:	\$48,652.36
No of QA TASKS:	2367	No of IP WO:	0	No of Assigned WO:	0
		No of Scheduled WO:	0	No of Completed WO:	0
		No of Canceled WO:	7	No of Closed WO:	2360

Ward 16

Total Work orders per Ward	875	Total City/LB Work orders	414	TOTAL WO COST / Ward:	\$13,383.51
No of QA TASKS:	875	No of IP WO:	0	No of Assigned WO:	0
		No of Scheduled WO:	0	No of Completed WO:	0
		No of Canceled WO:	62	No of Closed WO:	812

Ward 17

Total Work orders per Ward	99	Total City/LB Work orders	14	TOTAL WO COST / Ward:	\$1,190.78
No of QA TASKS:	99	No of IP WO:	0	No of Assigned WO:	0
		No of Scheduled WO:	0	No of Completed WO:	0
		No of Canceled WO:	1	No of Closed WO:	98

Ward 2

Total Work orders per Ward	11304	Total City/LB Work orders	6352	TOTAL WO COST / Ward:	\$676,116.69
No of QA TASKS:	11304	No of IP WO:	0	No of Assigned WO:	12
		No of Scheduled WO:	91	No of Completed WO:	0
		No of Canceled WO:	1552	No of Closed WO:	9649

Ward 3

Total Work orders per Ward	1783	Total City/LB Work orders	756	TOTAL WO COST / Ward:	\$34,815.01
No of QA TASKS:	1783	No of IP WO:	0	No of Assigned WO:	0
		No of Scheduled WO:	0	No of Completed WO:	0
		No of Canceled WO:	5	No of Closed WO:	1778

Ward 4

Total Work orders per Ward	6413	Total City/LB Work orders	3976	TOTAL WO COST / Ward:	\$107,684.66
No of QA TASKS:	6413	No of IP WO:	0	No of Assigned WO:	5
		No of Scheduled WO:	13	No of Completed WO:	8
		No of Canceled WO:	1755	No of Closed WO:	4632

Ward 5

Total Work orders per Ward	10665	Total City/LB Work orders	7955	TOTAL WO COST / Ward:	\$413,544.25
No of QA TASKS:	10665	No of IP WO:	0	No of Assigned WO:	0
		No of Scheduled WO:	15	No of Completed WO:	0
		No of Canceled WO:	184	No of Closed WO:	10466

Ward 6

Total Work orders per Ward	11811	Total City/LB Work orders	8258	TOTAL WO COST / Ward:	\$265,878.74
No of QA TASKS:	11811	No of IP WO:	0	No of Assigned WO:	0
		No of Scheduled WO:	23	No of Completed WO:	0
		No of Canceled WO:	1383	No of Closed WO:	10405

Ward 7

Total Work orders per Ward	11400	Total City/LB Work orders	7657	TOTAL WO COST / Ward:	\$287,754.74
No of QA TASKS:	11400	No of IP WO:	0	No of Assigned WO:	0
		No of Scheduled WO:	2	No of Completed WO:	0
		No of Canceled WO:	553	No of Closed WO:	10845

Ward 8

Total Work orders per Ward	4085	Total City/LB Work orders	2141	TOTAL WO COST / Ward:	\$51,338.32
No of QA TASKS:	4085	No of IP WO:	0	No of Assigned WO:	0
		No of Scheduled WO:	0	No of Completed WO:	0
		No of Canceled WO:	23	No of Closed WO:	4062

Ward 9

Total Work orders per Ward	10843	Total City/LB Work orders	6559	TOTAL WO COST / Ward:	\$271,739.20
No of QA TASKS:	10843	No of IP WO:	0	No of Assigned WO:	0
		No of Scheduled WO:	0	No of Completed WO:	0
		No of Canceled WO:	593	No of Closed WO:	10250

Ward10

Total Work orders per Ward	2	Total City/LB Work orders	2	TOTAL WO COST / Ward:	\$95.96
No of QA TASKS:	2	No of IP WO:	0	No of Assigned WO:	0
		No of Scheduled WO:	0	No of Completed WO:	0
		No of Canceled WO:	0	No of Closed WO:	2

GRAND TOTAL FOR ALL WARDS

Total Work orders per Ward	97249	Total City/LB Work orders	59170	TOTAL WO COST :	\$2,691,875.40
No of QA TASKS:	97249	No of IP WO:	0	No of Assigned WO:	21
		No of Scheduled WO:	174	No of Completed WO:	8
		No of Canceled WO:	7006	No of Closed WO:	90038

**DEPARTMENT OF COMMUNITY DEVELOPMENT
PY2022 COUNCIL COMMITTEE HEARING**

SECTION I: BACKGROUND INFORMATION

Program: **Summer Sprout Community Gardening Program**

Responsibility: Department of Community Development

Contact: Stephanie Ashford

Service Area: Citywide

SECTION II: PROPOSED PY 2022 ALLOCATION: \$0

<u>PY2019</u>	<u>PY2020</u>	<u>PY2021</u>
\$126,057	\$126,057	\$126,057

SECTION III: PROPOSED PY 2021 PROGRAM

Summer Sprout coordinates the use of vacant lots owned by the City, neighborhood agencies and private owners as community gardens. The Department of Community Development will enter into a contract with a non-profit organization for the administration of the program.

Eligibility guidelines require that potential locations are designated by the City, the Cleveland Schools, or a non-profit organization (or if private, have permission from the private owner), and have a minimum of five gardeners pledged to work on the site. Once authority to use the land has been obtained, an application requesting participation in the Summer Sprout program is sent to the non-profit organization administering the program. The application records the name, address and phone number of the potential gardeners. When approved, the gardeners' site is plowed or rototilled in the Spring (at the beginning of the season) or in the Fall (at the end of the season). Gardeners at each site are provided: vegetable seeds, plants, humus, soil amendments as needed, and fertilizer. Gardeners are required to maintain sites and to clear them by tilling in the Spring or Fall. The non-profit organization administering the program will provide technical assistance to gardeners, including advice on proper garden development and maintenance, gardening techniques, and problem solving.

Costs include: plowing or rototilling of each site, providing seeds, plants, humus/fertilizer/soil amendments as needed, partial payment of water fees, and lead testing of new garden sites. Gardeners will receive organized help with garden leader meetings, leadership training, a bi-monthly newsletter, and on and off site technical assistance. In addition, the non-profit organization administering the program will provide workshop opportunities, education services and libraries for the Summer Sprout gardeners.

PY2022

COUNCIL COMMITTEE HEARING / Community Gardens (Summer Sprout)

SECTION IV: PROGRAM PERFORMANCE SUMMARY

SUMMER SPROUT
Number of Sites

Ward	2019	2020	2021
1	9	8	8
2	7	6	7
3	16	16	16
4	7	7	7
5	20	17	19
6	12	12	14
7	19	17	17
8	5	5	4
9	12	14	13
10	14	15	15
11	2	2	2
12	5	5	5
13	0	0	1
14	13	14	16
15	11	10	10
16	5	5	5
17	1	1	1
Total	158	154	160

158 Gardens in 2019
3212 Gardeners

154 Gardens in 2020
3139 Gardeners

160 Gardens in 2021
3876 Gardeners

Roster of 2022 Summer Sprout Gardens

Garden Name	Garden Address	Ward
Affinity Community Garden	E. 175th St.	1
Arlelia P. Green Garden	3461 E 146th St., 3465 E 146th St.	1
Canaan Garden	4688 E 162nd St	1
E 177th Street Garden	3988 E 177th St	1
Greener Days Community Garden	E 160th St.	1
Harvard Intergenerational Garden	18240 Harvard Ave	1
Harvard Square	13606 Harvard Ave	1
Paradise of Peace	4833 E 173rd St	1
A Pleasant Garden/ A.J. Rickoff Garden	3500 E 147th St	2
Hood Honey Community Garden	3402 E. 119th St., 3409 E. 118th St.	2
Neighbors Together E 126th Block Club	4272 E 126th St, E 126 ST	2
Paul Revere Community Garden	Gay Ave	2
Princeton-Benwood	3964 E 123rd St	2
Schaefer -Miles Community Garden	Miles Ave	2
Shirl's Nook	3585 E 144th St, 3581 E 144th St	2
Burning River Garden	Corner of W Superior and Robert Lockwood Jr Dr	3
CCC Garden of Eat'in	W 58th St	3
Duck Island Community Garden	2117 W 19th St, 2121 W 19th St	3
Earth Connection	3127 Lorain Ave	3
Front Steps	2554 W 25th St	3
Frontier	3171 W 61st St	3
Kentucky Garden	Franklin Blvd	3
Lakeview Tower (CMHA Senior Garden)	1337 W 28th St	3
Merrick House Learning Garden	1050 Starkweather Ave	3
Neighborhood Family Practice	2358 Professor Ave	3
Pilgrim Community Garden	2592 W 14th St, Jefferson Ave	3
Seeds of Love	W 14th St	3
St. Paul's Patch	W 45th St	3
Urban Community School Edible School Yard	W 48th St	3
W 47th St Community Garden	1822 W 47th St	3
Ashbury Sprouts	12020 Parkhill Ave	4
Hines Place	3758 E 140th St	4
LEC Garden of Hope	13419 Kinsman Rd	4

Roster of 2022 Summer Sprout Gardens

Garden Name	Garden Address	Ward
Murtis Taylor Child Enrichment -Kinsman Kids Garden of Love 21st Century	13424 Kinsman Rd	4
P.H.D.	12812 Benham Avenue, 3586 E 129 ST	4
Revolutionary Love Gardening	12305 Imperial Ave, 12313 Imperial Ave, 12309 Imperial Ave	4
Thea Bowman Intergenerational Garden	11116 Kinsman Rd	4
Aeronauts E 39th Street	E 39th St	5
Can You Dig It?	2321 E 71st St	5
Care Alliance Community Garden	Central Ave	5
City Mission Urban Garden	2130 E 55th St	5
Colfax Gardeners	Colfax Rd, 7219 Colfax Rd	5
Deborah Garden of Eden	2228 E. 74th St.	5
Elizabeth -Hyacinth Community Garden	6107 Francis Ave	5
Gennesareth Prayer Garden	2349 E 61st St	5
Green-N-Things	2205 E 35th St	5
Heritage View (CMHA)	Kinsman Rd	5
Kidz Kitchen Garden	7100 Kinsman Rd	5
Melanin Farms	2957 E 82nd St	5
Outhwaite (CMHA)	2410 E 46th St	5
St. Andrew's Community Garden	2182 E 49th St, E 49th St, 2190 E 49th St	5
St. John AME	2258 E 43rd St	5
Sugar Moon Blooms	3542 Cedar Ave	5
The Rock	2675 E 30th St	5
Trinity Cathedral/Charlie Comella Urban Farm	Cedar Ave, 3522 Cedar Ave, 3532 Cedar Ave, Cedar Ave, 2164 E 36 ST	5
Antioch/Fairfax Community Garden	2104 E 89th St	6
Celebration Community Garden	2520 E 83rd St	6
Cleveland Early College High School at John Hay	2075 Stokes Blvd	6
Fairhill Partners Community Garden	12200 Fairhill Rd	6
Fruit of Life Garden	E 105th St	6
Garden of New Beginnings	9300 Quincy Ave.	6
I'm Staying Fuller Garden	9508 Fuller Ave, 9504 Fuller Ave	6
Lake Galilee	9323 Bessemer Ave	6

Roster of 2022 Summer Sprout Gardens

Garden Name	Garden Address	Ward
Purple Oasis Garden	10821 Frank Avenue, 10825 Frank Avenue, Frank Avenue, Frank Avenue, Frank Avenue	6
Quincy Gardens (E 90th)	2371 E 90th St	6
Regent	Temple Ave	6
The Tire Garden	7812 Central Ave	6
Woodhill (CMHA)	10804 Mt Carmel Rd	6
Woodhill Community Garden	Woodhill Rd & Rosehill Ave, Woodhill Rd, Woodhill Rd, 9814 Rosehill Ave	6
Addison (CMHA)	7216-7324 Wade Park Ave	7
Addison Lawnview	1552 Addison Rd, 1556 Addison Rd	7
Africa House Gardens	1687 E 81st St	7
Bell Garden	7724 Lexington Ave	7
E 97th Street Gardeners	Logan Ct	7
Fellowship Missionary	1743 E 55 St	7
Fruit from the Sun	8903 Meridian Ave	7
Genesis Fidelity Church Children's Garden	E 84th St, 8418 Wade Park Ave, Wade Park Ave	7
J.F. Community Garden	1204 E 61st St	7
Key of Life Healing Garden	1360 E 85th St	7
Kingsbury Tower	8925 Hough Ave	7
Linwood	8017 Linwood Avenue, 8019 Linwood Avenue, Linwood Avenue	7
Medina Avenue Garden	8310 Medina Ave, Medina Ave	7
Special Garden (Queen's Court)	1620 E 84th St	7
St. Clair Place Community Garden	1380 E 13th St	7
Tri-Street Garden	1400 E 95th St	7
Village Family Farms	Harkness Rd, Harkness Rd	7
Collinwood Friends Garden	251-255 E 156th St, 257 E 156th St, 261 E 156 St, 263 E 156 St	8
Daniel Avenue Garden	Daniel Ave	8
Darley Avenue Garden	14101 Darley Ave	8
Pneuma Chapel Community Garden	1148 E 169th St	8
E 108th Street Neighborhood Garden	1521 E 108th St	9

Roster of 2022 Summer Sprout Gardens

Garden Name	Garden Address	Ward
Garden @ Case Western Reserve University	1619 Mistletoe Dr, 1567 Mistletoe Dr	9
Greenlawn Farmers	10621 Greenlawn Ave, 10622 Greenlawn Ave	9
Greenlawn Gardens #1	Greenlawn Ave	9
Lizzie Ruth's Garden	Parkwood Dr	9
Magic Memorial Community Garden	693 E 117th St	9
Michael R. White School (Stonebrook-White Community Garden)	East Blvd Unit: Rear	9
Murtis Taylor Child Enrichment - Glenville	908 E 105th St	9
Sisters With A Goal (SWAG) Community Garden	10601 Hampden Ave, 10525 Hampden Ave	9
Stonebrook Montessori Peace Gardens	925 East Blvd	9
Veterans Affairs (VA) Nutrition and Food Services Garden	10701 East Blvd	9
Citizens East Campus	12523 Woodside Ave	10
E 74th Street Garden	1131 E 74th St	10
Forest City Garden and Orchard	10617 Dupont Avenue, 10613 Dupont Avenue	10
Green Acres	Hazeldell Rd	10
Lavender Field	638 E 97th St	10
Nottingham Sprouts	18326 St Clair Ave	10
Nottingham Village	E 172nd St	10
Rockefeller Park	700-01150 East Blvd	10
Rust Belt Garden	1407 E 40th St	10
Shelton Drive "Charlie" Garden	19520 Shelton Dr	10
St. Clair Sprouts	6925 St Clair Ave	10
The Healing Garden	1123 E 71st St	10
Wurley Girl	E 147th St	10
Youth Garden of Hope	13001 Iroquois Ave, 13005 Iroquois Ave, Iroquois Ave, Iroquois Ave, 849 E 130th St	10
Cudell Fine Arts Garden	10013 Detroit Ave, 1910 West Blvd	11
Keith Eldridge Children's Memorial Garden	10427 Detroit Ave	11
Benjamin Franklin Community Garden	1905 Spring Rd	12
Community Garden at Holy Name	8318-08328 Broadway Ave, 8232 Broadway Ave	12

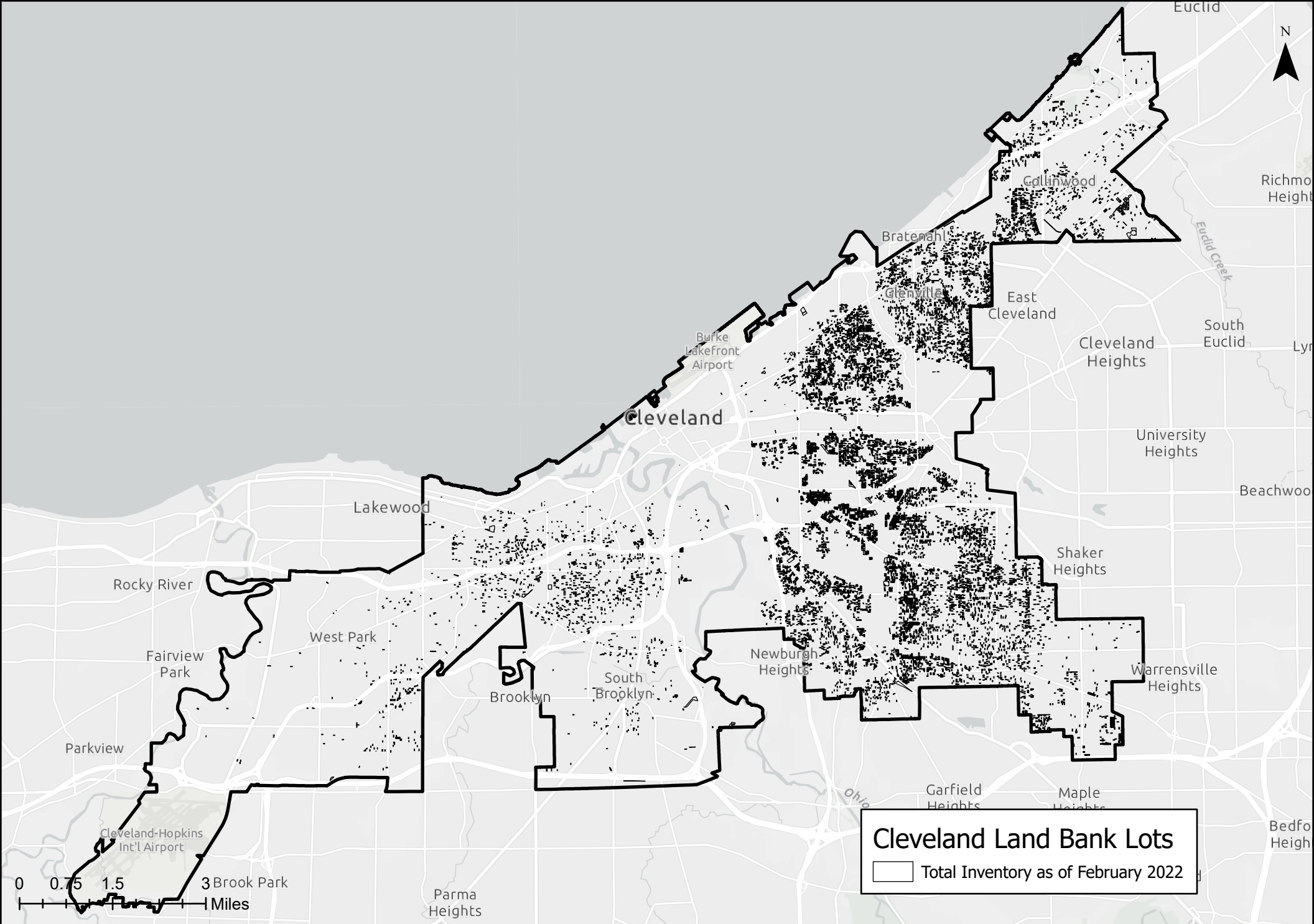
Roster of 2022 Summer Sprout Gardens

Garden Name	Garden Address	Ward
	1085 Holmden Ave, 1089 Holmden Ave, 1093 Holmden Ave, 1095 Holmden Ave, 1099 Holmden Ave, Holmden Ave, 1143 Holmden Ave, 1147 Holmden Ave, 1149	
Holmden Hill Garden	Holdmen Ave	12
Morganic Garden	Kenyon Avenue	12
Seasons of Hope	4084 E 64th St	12
W.R.H. Community Garden	5515 Ira Ave	13
Barrioboy Garden	3329 Sackett Ave., 3337 W 33rd St., 3339 W 33 ST	14
Bigelow Garden	W 82nd St, 3164 W 82nd St	14
Cleveland Roots	3257 W 41st St	14
Daisy Avenue Garden	251-255 E 156th St, 257 E 156th St, 261 E 156 St, 263 E 156 St	14
H.O.P.E. Garden	3912 Storer Ave, 3906 Storer Ave	14
MEGA's Garden of Hope	2401 Prame Ave	14
New Hope Community Garden	3432 W 65th St	14
NxGen Preserve 63	3391 W 63rd St, 3395 W 63rd St	14
POPCE Community Garden	5410 Storer Ave, 5416 Storer Ave, 5425 Storer Ave	14
Redeemer Crisis Center @ Iglesia Cristiana	3006 Walton Ave	14
Refuge Garden	3394 Fulton Rd, 3398 Fulton Rd	14
Safe Haven 3 Garden Club	1707 Brainard Ave	14
Shalom & Tranquility	3789 W 39th St	14
The One Where We Remember Our Friends	3794 W. 36th St.	14
Ward 14 Community Garden	3241 Fulton Rd	14
Edgewater Hill Victory Garden	W 73rd St	15
Grace's Garden	7804 Grace Ave	15

Roster of 2022 Summer Sprout Gardens

Garden Name	Garden Address	Ward
Ithaca Court Community Garden	5601 Ithaca Court, 5509 Ithaca Court, 5507 Ithaca Court, 5505 Ithaca Court, 5506 Ithaca Court	15
Kirby Manor Senior Center	11500 Detroit Ave	15
Legacy Garden	W 74th St, 1366 W 74th St, 1362 W 74th St	15
Manuel Garden	7316 Lawn Ave	15
Peace, Sister Ann Michael Garden (Metro Catholic)	1923 W 57th St	15
W 112th St	W 112th St	15
W. 75th St. Community Garden	1449 W/ 75th St.	15
W.P.C. Garden	7717 Guthrie Ave	15
Blessed Trinity Community Garden	14040 Puritas Ave, W 143 ST, W 140 ST	16
Garfield School Community Garden	3800 W 140th St	16
R.G. Jones Helping Hands Community Garden	4550 W 150th St	16
San Diego Community Garden	3711 W 138th St	16
Unity Garden-AKA Mom and I Garden	W 122nd St	16
Riverside (CMHA Youth Garden)	17603 Fairville Ave	17
St. Clair Superior Teen Center	799 E 82nd St, 8215 St Clair Ave, 8106 St Clair Ave, St Clair Ave	10 & 9
International Village - Village People	4708 Oakley Ave, 3273 W 48th St, 3127 W 48th St	3 & 14
Community Gardening in the District	9811 South Blvd, 10113 Hampden Ave, 10016 North Blvd, E61st St, 6113 Quincy Ave, 6203 Quincy Ave	9, 5

Land Bank Performance Measures			
Year	2019	2020	2021 (thru 12/31)
Land Bank Inventory (# of parcels)	15,688	15,943	17,080
Land Bank Operation			
Acquisitions (# of parcels)	868	446	1284
Dispositions (# of parcels sold/licensed/leased)	567	514	821
Sales (# of transactions)			
Sales (# of parcels)	217	186	351
Development	35	8	163
New Housing	89	93	53
Yard Expansion	91	84	121
Other			8
Greening	2	1	6
License/Lease (# of parcels)	350	328	470
Revenue (\$)	\$84,192	\$113,100	\$222,589



Cleveland Land Bank Lots
Total Inventory as of February 2022

Cleveland Land Bank Lots

2021 Land Bank Sales by Ward

Ward	PPN	Address	Sold Date (Deed recorded date)	Approved Reuse
1	13013019	3462 E 145 St	6/21/2021	Yard Expansion
1	13822060	4401 E 142 St	7/15/2021	Yard Expansion
1	13906084	4000 E 146 ST	1/27/2021	Yard Expansion
1	13919039	3708 E 153 ST	4/14/2021	Yard Expansion
1	13920084	3617 E 153 St	6/15/2021	Yard Expansion
1	14202054	4151 E 143 ST	6/15/2021	Yard Expansion
1	14204018	4189 E 144 ST	5/4/2021	Yard Expansion
1	14227115	15001 LINCOLN AVE	3/10/2021	Yard Expansion
1	14315089	4592 E 173 St	5/26/2021	Yard Expansion
1	14320107	4795 E 176 St	9/13/2021	Yard Expansion
2	13425070	8705 Rosewood Ave	1/27/2021	Yard Expansion
2	13616011	10406 HARVARD AVE	4/14/2021	Playground/Openspace
2	13616102	4095 E 104 ST	1/27/2021	Yard Expansion
2	13617117	4063 E 108 ST	4/14/2021	Yard Expansion
2	13815091	4235 E 124 ST	1/27/2021	Yard Expansion
2	13512063	3687 East BLVD	1/27/2021	Yard Expansion
2	13514010	3695 E 108 ST	11/24/2021	Yard Expansion
2	13707099	3588 E 120 ST	7/15/2021	Yard Expansion
3	00708065	2058 W 33 ST	12/20/2021	New Other Residential Construction
3	00708071	02106 W 33 St	5/26/2021	New Single-Family Const. (multiple lots Requested)
3	00708168	2068 W 33 St	12/20/2021	New Other Residential Construction
3	00708173	2102 W 34 Pl	5/26/2021	New Single-Family Const. (multiple lots Requested)
3	00406067	2460 W 20 ST	4/7/2021	New Other Residential Construction
3	01607072	5921 Pilsen Ave	5/26/2021	Yard Expansion
4	12613012	2620 E 89 St	8/11/2021	New Institutional
4	12613017	2640 E 89 ST	8/11/2021	New Institutional
4	12614004	8914 WOODLAND AVE	8/11/2021	New Institutional
4	12614051	2621 E 89 ST	8/11/2021	New Institutional
4	12622001	2689 GRAND AVE	8/11/2021	New Institutional
4	12622002	2685 GRAND AVE	8/11/2021	New Institutional
4	12622003	GRAND AVE	8/11/2021	New Institutional
4	12622004	2675 GRAND AVE	8/11/2021	New Institutional
4	12622005	GRAND AVE	8/11/2021	New Institutional
4	12622007	2665 GRAND AVE	8/11/2021	New Institutional
4	12622068	TENNYSON AVE	8/11/2021	New Institutional
4	12622069	TENNYSON AVE	8/11/2021	New Institutional
4	12718053	10324 PARK HTS RD	5/26/2021	Yard Expansion
4	12826028	2952 E 111 ST	5/4/2021	Yard Expansion
4	12918099	2931 E 117 ST	5/26/2021	Yard Expansion
4	12926024	11729 Imperial Ave	5/4/2021	Yard Expansion
4	12927066	12111 Imperial Ave	1/27/2021	Institutional Open Space
4	12927067	12107 Imperial AVE	1/27/2021	Institutional Open Space
4	12927068	12103 Imperial AVE	1/27/2021	Institutional Open Space
4	12927069	12021 Imperial AVE	1/27/2021	Institutional Open Space

Ward	PPN	Address	Sold Date (Deed recorded date)	Approved Reuse
4	13001038	3228 E 117 ST	7/15/2021	Yard Expansion
4	13007003	3241 E 128 ST	4/14/2021	Yard Expansion
4	13012104	3386 E 139 ST	2/23/2021	Yard Expansion
4	13702035	12108 Oakfield Ave	6/21/2021	Yard Expansion
4	13709106	12200 Holborn Ave	7/15/2021	Yard Expansion
4	12725023	E 105 ST	1/27/2021	Yard Expansion
5	10330075	E 36 ST	2/23/2021	Yard Expansion
5	11822108	2205 E 68 ST	7/15/2021	Yard Expansion
5	11825024	2189 E 73 ST	10/15/2021	Yard Expansion
5	12321003	5038 GLAZIER AVE	8/31/2021	Yard Expansion
5	12321004	5036 Glazier Ave	8/31/2021	Yard Expansion
5	12418028	Bushnell Ave	3/7/2021	Institutional Open Space
5	12418047	6714 Bushnell AVE	3/7/2021	Institutional Open Space
5	12418048	6708 Bushnell AVE	3/7/2021	Institutional Open Space
5	12418049	Bushnell AVE	3/7/2021	Institutional Open Space
5	12418050	BUSHNELL AVE	3/7/2021	Institutional Open Space
5	12422002	KINSMAN RD	8/11/2021	New Institutional
5	12422003	KINSMAN RD	8/11/2021	New Institutional
5	12422004	KINSMAN RD	8/11/2021	New Institutional
5	12424001	E 71 ST	8/11/2021	New Institutional
5	12424002	E 71 ST	8/11/2021	New Institutional
5	12424004	2767 E 71 ST	8/11/2021	New Institutional
5	12424005	2771 E 71 ST	8/11/2021	New Institutional
5	12424013	2792 E 73	8/11/2021	New Institutional
5	12424014	2786 E 73 ST	8/11/2021	New Institutional
5	12424015	2782 E 73 ST	8/11/2021	New Institutional
5	12424016	E 73 ST	8/11/2021	New Institutional
5	12424017	2776 E 73 ST	8/11/2021	New Institutional
5	12424019	E 73 ST	8/11/2021	New Institutional
5	12424020	2767 E 73 ST	8/11/2021	New Institutional
5	12424046	2782 E 75 ST	8/11/2021	New Institutional
5	12424047	2772 E 75 ST	8/11/2021	New Institutional
5	12424048	2768 E 75 ST	8/11/2021	New Institutional
5	12424049	2764 E 75 ST	8/11/2021	New Institutional
5	12424050	2760 E 75 ST	8/11/2021	New Institutional
5	12424051	2752 E 75 ST	8/11/2021	New Institutional
5	12424076	6814 GRAND AVE	8/11/2021	New Institutional
5	12424077	6900 GRAND AVE	8/11/2021	New Institutional
5	12424078	6900 GRAND AVE	8/11/2021	New Institutional
5	12424079	6906 GRAND AVE	8/11/2021	New Institutional
5	12424080	6904 Grand Ave	8/11/2021	New Institutional
5	12424081	Grand Ave	8/11/2021	New Institutional
5	12424082	GRAND AVE	8/11/2021	New Institutional
5	12424083	6916 GRAND AVE	8/11/2021	New Institutional
5	12424092	GRAND AVE	8/11/2021	New Institutional
5	12424093	GRAND AVE	8/11/2021	New Institutional
5	12424095	7304 GRAND AVE	8/11/2021	New Institutional
5	12424096	Grand Ave	8/11/2021	New Institutional

Ward	PPN	Address	Sold Date (Deed recorded date)	Approved Reuse
5	12424097	GRAND AVE	8/11/2021	New Institutional
5	12424098	GRAND AVE	8/11/2021	New Institutional
5	12424099	2778 E 75 ST	8/11/2021	New Institutional
5	12425001	COLFAX RD	8/11/2021	New Institutional
5	12425004	6821 COLFAX RD	8/11/2021	New Institutional
5	12425007	6833 Colfax Rd	8/11/2021	New Institutional
5	12425020	6810 COLFAX RD	8/11/2021	New Institutional
5	12425021	2789 E 68 ST	8/11/2021	New Institutional
5	12425022	2793 E 68 St	8/11/2021	New Institutional
5	12425025	2803 E 68 ST	8/11/2021	New Institutional
5	12425026	E 68 ST	8/11/2021	New Institutional
5	12425027	2809 E 68 ST	8/11/2021	New Institutional
5	12425028	6801 KINSMAN RD	8/11/2021	New Institutional
5	12425030	6807 KINSMAN RD	8/11/2021	New Institutional
5	12425034	6827 Kinsman Rd	8/11/2021	New Institutional
5	12425035	KINSMAN AVE	8/11/2021	New Institutional
5	12425036	6835 KINSMAN RD	8/11/2021	New Institutional
5	12425057	6926 COLFAX RD	1/27/2021	Yard Expansion
5	12428004	2763 E 75 St	8/11/2021	New Institutional
5	12428005	4663 E 144 ST	8/11/2021	New Institutional
5	12428006	E 75 ST	8/11/2021	New Institutional
5	12428007	E 75 ST	8/11/2021	New Institutional
5	12428020	2790 E 79 ST	8/11/2021	New Institutional
5	12428022	2780 E 79 ST	8/11/2021	New Institutional
5	12428023	2774 E 79 ST	8/11/2021	New Institutional
5	12428026	2762 E 79 ST	8/11/2021	New Institutional
5	12428027	E 79 St	8/11/2021	New Institutional
5	12428047	RAWLINGS AVE	8/11/2021	New Institutional
5	12428048	7505 RAWLINGS AVE	8/11/2021	New Institutional
5	12428050	7513 RAWLINGS AVE	8/11/2021	New Institutional
5	12428051	RAWLINGS AVE	8/11/2021	New Institutional
5	12428053	7515 RAWLINGS AVE	8/11/2021	New Institutional
5	12428054	7517 RAWLINGS AVE	8/11/2021	New Institutional
5	12428057	7605 RAWLINGS AVE	8/11/2021	New Institutional
5	12428058	7609 RAWLINGS AVE	8/11/2021	New Institutional
5	12428059	7613 RAWLINGS AVE	8/11/2021	New Institutional
5	12428060	7615 RAWLINGS AVE	8/11/2021	New Institutional
5	12428062	7623 RAWLINGS AVE	8/11/2021	New Institutional
5	12428063	7701 RAWLINGS AVE	8/11/2021	New Institutional
5	12428064	7707 RAWLINGS AVE	8/11/2021	New Institutional
5	12428076	2788 E 79 St	8/11/2021	New Institutional
5	12517002	6616 Berwick Rd	8/11/2021	New Institutional
5	12517004	6706 BERWICK RD	8/11/2021	New Institutional
5	12517005	6706 BERWICK RD	8/11/2021	New Institutional
5	12517006	6708 BERWICK RD	8/11/2021	New Institutional
5	12517007	BERWICK RD	8/11/2021	New Institutional
5	12517008	6716 BERWICK RD	8/11/2021	New Institutional
5	12517009	6720 BERWICK RD	8/11/2021	New Institutional

Ward	PPN	Address	Sold Date (Deed recorded date)	Approved Reuse
5	12517010	BERWICK RD	8/11/2021	New Institutional
5	12517036	6713 BERWICK RD	8/11/2021	New Institutional
5	12517039	6615 Berwick RD	8/11/2021	New Institutional
5	12517041	6708 KINSMAN RD	8/11/2021	New Institutional
5	12517042	6712 KINSMAN RD	8/11/2021	New Institutional
5	12517043	6716 KINSMAN RD	8/11/2021	New Institutional
5	12517044	6720 KINSMAN RD	8/11/2021	New Institutional
5	12517045	6726 KINSMAN RD	8/11/2021	New Institutional
5	12517046	6802 Kinsman RD	8/11/2021	New Institutional
5	12517047	6808 KINSMAN RD	8/11/2021	New Institutional
5	12517052	6832 Kinsman Rd	8/11/2021	New Institutional
5	12517068	6830 KINSMAN RD	8/11/2021	New Institutional
5	12627007	E 79 ST	8/11/2021	New Institutional
5	12627008	2793 E 79 ST	8/11/2021	New Institutional
5	12627009	E 79 ST	8/11/2021	New Institutional
5	12627011	2803 E 79 ST	8/11/2021	New Institutional
5	12627012	E 79 ST	8/11/2021	New Institutional
5	12627111	8013 Rawlings AVE	8/11/2021	New Institutional
5	12627112	8009 RAWLINGS AVE	8/11/2021	New Institutional
5	12627115	7929 Rawlings Ave	8/11/2021	New Institutional
5	12627116	7923 Rawlings Ave	8/11/2021	New Institutional
5	12627117	7921 Rawlings Ave	8/11/2021	New Institutional
5	12629030	2924 E 82 ST	6/21/2021	Institutional New Construction
5	12629031	2922 E 82 ST	6/21/2021	Institutional New Construction
5	12629032	2918 E 82 ST	6/21/2021	Institutional New Construction
5	12629033	2916 E 82 ST	6/21/2021	Institutional New Construction
5	12629034	2912 E 82 ST	6/21/2021	Institutional New Construction
5	13118011	3384 E 49 St	3/10/2021	Yard Expansion
5	13119057	3269 E 48 ST	6/15/2021	Yard Expansion
5	13120167	5023 Dalton AVE	8/3/2021	Yard Expansion
5	12501045	6205 Butler AVE	8/11/2021	New Institutional
5	12501052	6105 BUTLER AVE	8/11/2021	New Institutional
5	12502053	5707 BOWER AVE	8/11/2021	New Institutional
5	12502056	5805 BOWER AVE	8/11/2021	New Institutional
5	12502059	5903 Bower Ave	8/11/2021	New Institutional
5	12502060	BOWER AVE	8/11/2021	New Institutional
5	12502103	2927 E 57 ST	8/11/2021	New Institutional
5	12502136	2924 E 57 ST	8/11/2021	New Institutional
5	12502137	2920 E 57 ST	8/11/2021	New Institutional
5	12502143	5603 Francis Ave	8/11/2021	New Institutional
5	12502144	5605 Francis AVE	8/11/2021	New Institutional
5	12503016	2970 E 65 ST	9/13/2021	Playground/Openpace
5	12526022	6015 Hillman Ave	6/15/2021	Comml./Indust. New Construction
5	12528080	6179 Morton AVE	8/3/2021	Yard Expansion
6	12534036	3408 E 71 ST	2/23/2021	Yard Expansion
6	13501044	9407 ANDERSON AVE	8/3/2021	Yard Expansion
6	13503036	10015 ORLEANS AVE	2/23/2021	Yard Expansion
6	11914015	2057 E 79 St	2/23/2021	Comml./Indust. New Construction

Ward	PPN	Address	Sold Date (Deed recorded date)	Approved Reuse
6	11914076	2065 E 79 ST	2/23/2021	Comml./Indust. New Construction
6	11932164	2329 E 87 St	7/15/2021	Yard Expansion
6	12117002	2281 E 93 ST	8/31/2021	New Single-Family Const. (1 lot Requested)
6	12118015	2172 E 105 ST	12/20/2021	Comml./Indust. New Construction
6	12118020	2190 E 105 ST	12/20/2021	Comml./Indust. New Construction
6	12118032	2236 E 105 ST	12/16/2021	New Other Residential Construction
6	12118033	2240 E 105 St	12/16/2021	New Other Residential Construction
6	12118034	2242 E 105 ST	12/16/2021	New Other Residential Construction
6	12118035	2244 E 105 ST	12/16/2021	New Other Residential Construction
6	12118037	E 103 ST	12/16/2021	New Other Residential Construction
6	12118038	2247 E 103 ST	12/16/2021	New Other Residential Construction
6	12118040	2241 E 103 ST	12/16/2021	New Other Residential Construction
6	12118041	2239 E 103 ST	12/16/2021	New Other Residential Construction
6	12118042	2235 E 103 ST	12/16/2021	New Other Residential Construction
6	12118050	2199 E 103 ST	12/20/2021	Comml./Indust. New Construction
6	12118052	2191 E 103 ST	12/20/2021	Comml./Indust. New Construction
6	12118054	2183 E 103 ST	12/20/2021	Comml./Indust. New Construction
6	12119072	2262 E 105 ST	12/16/2021	New Other Residential Construction
6	12119073	2258 E 105 ST	12/16/2021	New Other Residential Construction
6	12119074	2254 E 105 ST	12/16/2021	New Other Residential Construction
6	12119075	2259 E 103 ST	12/16/2021	New Other Residential Construction
6	12119076	2263 E 103 ST	12/16/2021	New Other Residential Construction
6	12119077	2265 E 103 ST	12/16/2021	New Other Residential Construction
6	12119151	2258 E 105 ST	12/16/2021	New Other Residential Construction
6	12119154	E 103 St	12/16/2021	New Other Residential Construction
6	12602105	2534 E 82 ST	9/13/2021	Yard Expansion
6	12607024	9107 Beckman AVE	8/3/2021	Yard Expansion
6	12608001	2463	3/10/2021	Yard Expansion
6	12608068	CAPITOL AVE	8/11/2021	New Institutional
6	12620014	2684 Grand Ave	8/11/2021	New Institutional
6	12620027	2686 LISBON RD	8/11/2021	New Institutional
6	12620031	2683 Lisbon RD	8/11/2021	New Institutional
6	12712091	9006 EASTON AVE	7/15/2021	Yard Expansion
6	12722080	9509 HEATH AVE	8/3/2021	Yard Expansion
6	12722111	9405 RAYMOND AVE	1/27/2021	Yard Expansion
6	12722122	00000 Raymond Ave	8/31/2021	Yard Expansion
6	13508138	3604 E 104 ST	6/15/2021	Yard Expansion
7	10522048	6801 Bayliss	10/26/2021	Yard Expansion
7	10532051	7710 Donald AVE	3/10/2021	Yard Expansion
7	10605045	7607 Redell AVE	6/15/2021	Yard Expansion
7	10606124	1372 E 85 ST	9/13/2021	Yard Expansion
7	10607077	1420 E 82 ST	7/15/2021	Yard Expansion
7	10613094	1631 E 70 ST	6/15/2021	Yard Expansion
7	10618007	1481 ADDISON RD	9/21/2021	Institutional Expansion (non-parking)
7	10621091	8035 Cory AVE	5/4/2021	Yard Expansion
7	10623100	1622 E 85 ST	7/15/2021	Yard Expansion
7	10708123	1199 E 80 St	8/31/2021	Yard Expansion

Ward	PPN	Address	Sold Date (Deed recorded date)	Approved Reuse
7	10715098	1391 E 86 ST	9/13/2021	Market Garden
7	10715099	E 86 ST	9/13/2021	Market Garden
7	10715100	1379 E 86 ST	9/13/2021	Market Garden
7	10715105	1386 E 88 St	9/13/2021	Market Garden
7	10715106	1392 E 88 ST	9/13/2021	Market Garden
7	10715107	E 88 ST	6/21/2021	Yard Expansion
7	11803055	5903 CURTISS AVE	6/21/2021	Institutional Open Space
7	11807078	E 71 ST	8/3/2021	Yard Expansion
7	11908048	1862 E 93 ST	5/26/2021	Comml./Indust. New Construction
8	11109015	538 E 124 ST	6/21/2021	Yard Expansion
8	11203159	13820 DEISE AVE	3/10/2021	Yard Expansion
8	11203160	13900 Deise Ave	3/10/2021	Yard Expansion
8	11323121	16718 Grovewood AVE	8/31/2021	Yard Expansion
8	11324042	1285 E 167 St	1/27/2021	Yard Expansion
8	11325014	1023 E 171 ST	2/23/2021	Yard Expansion
8	11325071	1057 E 176 ST	8/3/2021	Yard Expansion
8	11611032	657 E 159 St	5/4/2021	Yard Expansion
9	10531056	1104 E 77 ST	2/23/2021	Yard Expansion
9	10703061	971 Ida Ave	10/15/2021	Yard Expansion
9	10811069	618 E 103 ST	5/26/2021	Yard Expansion
9	10828040	651 E 107 ST	7/15/2021	Yard Expansion
9	10902120	9205 Adams AVE	6/15/2021	Yard Expansion
9	10903156	PIERPONT AVE	4/14/2021	Yard Expansion
9	10910078	9915 OLIVET AVE	8/31/2021	Institutional Open Space
9	10917029	10905 Grantwood AVE	10/26/2021	Yard Expansion
9	10917055	GRANTWOOD AVE	6/21/2021	Yard Expansion
9	10917064	10939 Tacoma Ave	8/3/2021	Yard Expansion
9	10919021	10928 Hampden AVE	2/23/2021	Yard Expansion
9	10921060	1000 Linn DR	3/10/2021	Yard Expansion
9	10922147	1110 E 114 St	2/23/2021	Yard Expansion
9	11002030	671 113 ST	2/23/2021	Yard Expansion
9	11018015	11301 Whitmore AVE	6/15/2021	Rehab of Existing House
9	11022068	939 E 123 ST	6/15/2021	Comml./Indust. Parking Lots
9	11026111	11806 Castlewood Ave	8/3/2021	Yard Expansion
10	10516053	928 E 73 ST	1/27/2021	Yard Expansion
10	10527130	1013 E 71 ST	11/24/2021	Playground/Openpace
10	10515021	860 E 73 St	8/3/2021	New Single-Family Const. (1 lot Requested)
10	10803035	E 88	12/3/2021	Comml./Indust. Parking Lots
10	10803061	8814 Esterbrook AVE	12/3/2021	Comml./Indust. Parking Lots
10	11106004X	E 115 ST	3/10/2021	Yard Expansion
10	11106068	E 117 ST	3/10/2021	Yard Expansion
10	11007101	705 E 124 ST	11/16/2021	Yard Expansion
10	11015035	815 E 131 St	5/26/2021	Yard Expansion
10	11015089	847 E 129 ST	5/26/2021	Yard Expansion
10	11015206	E 131 St	5/26/2021	Yard Expansion
10	11207049	841 E 139 ST	4/14/2021	Yard Expansion
10	11506004	868 E 149 St	1/27/2021	Yard Expansion

Ward	PPN	Address	Sold Date (Deed recorded date)	Approved Reuse
10	11509067	14814 Pepper Ave	4/14/2021	Yard Expansion
10	11514065	1114 E 147 ST	10/15/2021	Yard Expansion
10	11514066	E 147 ST	10/15/2021	Yard Expansion
10	11709015	1781 Avalon RD	8/31/2021	Yard Expansion
10	11721002	17716 EUCLID AVE	10/22/2021	Institutional Expansion (non-parking)
10	11721020	17722 EUCLID AVE	10/22/2021	Institutional Expansion (non-parking)
11	01701056	3182 W 99 ST	11/16/2021	Playground/Openspace
11	01702097	3194 W 94 ST	1/27/2021	Yard Expansion
12	00814001	ROWLEY AVE	5/26/2021	Yard Expansion
12	00917034	1521 DENLEY AVE	12/20/2021	Yard Expansion
12	13130044	3621 E 46 St	2/23/2021	Yard Expansion
12	13135038	5407 Fleet AVE	3/10/2021	Comml./Indust. Open Space
12	13135039	5409 Fleet Ave	3/10/2021	Comml./Indust. Open Space
12	13137028	3729 E 55 ST	9/13/2021	Yard Expansion
12	13201059	6311 Heisley Ave	7/15/2021	Yard Expansion
12	13201103	3592 E 61 ST	10/26/2021	Yard Expansion
12	13211014	3892 E 57 ST	8/3/2021	Yard Expansion
12	13211044	3868 E 55 ST	8/31/2021	Yard Expansion
12	13212082	5915 Hosmer AVE	4/14/2021	Comml./Indust. Open Space
12	13215026	3810 E 71 St	7/15/2021	Yard Expansion
12	13215108	7016 Gertrude Ave	3/10/2021	Yard Expansion
12	13225064	PARK AVE	5/4/2021	Yard Expansion
12	13318079	7412 Indiana AVE	8/3/2021	Yard Expansion
12	13320069	3833 E 72 ST	8/31/2021	Yard Expansion
12	01402125	3858 W 36 ST	8/3/2021	Yard Expansion
13	01420080	3309 Searsdale Ave	10/26/2021	New Single-Family Const. (1 lot Requested)
14	00730029	3158 Fulton Rd	10/15/2021	Community Garden
14	01616069	3390 W 59 ST	10/15/2021	Comml./Indust. Parking Lots
14	00626077	7906 Neville Ave	8/3/2021	Yard Expansion
14	01705088	3269 W 88 St	1/27/2021	Yard Expansion
14	01730023	3342 W 84 ST	2/23/2021	Yard Expansion
15	00109067X	1319 ELM CT	12/16/2021	Yard Expansion
15	00109067Z	1319 ELM CT	12/16/2021	Yard Expansion
15	00201017	8207 Lake Ave	6/15/2021	New Single-Family Const. (1 lot Requested)
15	00229049	5904 Wakefield AVE	5/26/2021	New Single-Family Const. (1 lot Requested)
15	00601083	2208 W 83 ST	11/16/2021	New Single-Family Const. (multiple lots Requested)
15	00604005	7919 MADISON AVE	8/3/2021	New Other Residential Construction
15	00604006	7915 MADISON AVE	8/3/2021	New Other Residential Construction
15	00604078	7615 Lawn AVE	11/16/2021	New Single-Family Const. (multiple lots Requested)
15	00604079	7611 Lawn AVE	11/16/2021	New Single-Family Const. (multiple lots Requested)
15	00604148	7704 Elton AVE	11/16/2021	New Single-Family Const. (multiple lots Requested)

Ward	PPN	Address	Sold Date (Deed recorded date)	Approved Reuse
15	00604152	7718 ELTON AVE	11/16/2021	New Single-Family Const. (multiple lots Requested)
15	00604153	7720 Elton AVE	11/16/2021	New Single-Family Const. (multiple lots Requested)
15	00605057	7415 Lawn AVE	11/16/2021	New Single-Family Const. (multiple lots Requested)
15	00605058	7411 LAWN AVE	12/16/2021	Yard Expansion
15	00605105	7510 ELTON AVE	10/26/2021	New Single-Family Const. (1 lot Requested)
15	00606002	7919 Elton AVE	11/16/2021	New Single-Family Const. (multiple lots Requested)
15	00606008	7811 Elton AVE	11/16/2021	New Single-Family Const. (multiple lots Requested)
15	00606048	7731 Colgate AVE	11/16/2021	New Single-Family Const. (multiple lots Requested)
15	00606051	7719 Colgate AVE	11/16/2021	New Single-Family Const. (multiple lots Requested)
15	00607065	7503 Colgate Ave	11/16/2021	New Single-Family Const. (multiple lots Requested)
15	00609018	6708 Colgate AVE	11/16/2021	New Single-Family Const. (multiple lots Requested)
15	00609061	6800 Lawn Ave	11/16/2021	New Single-Family Const. (multiple lots Requested)
15	00609096	6907 Guthrie AVE	11/16/2021	New Single-Family Const. (multiple lots Requested)
15	00609097	6905 GUTHRIE AVE	11/16/2021	New Single-Family Const. (multiple lots Requested)
15	00609101	6805 Guthrie AVE	11/16/2021	New Single-Family Const. (multiple lots Requested)
15	00107070	1353 W 93 ST	11/16/2021	New Single-Family Const. (multiple lots Requested)
15	00108108	1359 W 89	11/16/2021	New Single-Family Const. (multiple lots Requested)
15	00526117	2144 W 93 St	11/16/2021	New Single-Family Const. (multiple lots Requested)
15	00529003	8804 WILLARD AVE	11/16/2021	New Single-Family Const. (multiple lots Requested)
15	00529032	SAUER AVE	1/11/2021	Yard Expansion
15	00529036	9005 SAUER AVE	11/16/2021	New Single-Family Const. (multiple lots Requested)
15	00529064	8701 TOMPKINS AVE	11/16/2021	New Single-Family Const. (multiple lots Requested)
16	02310060	13207 BELLAIRE RD	8/3/2021	Yard Expansion
17	02710094W	4320 W 168 St	10/26/2021	Yard Expansion
17	02710094Y	4320 W 168 St	10/26/2021	Yard Expansion

APPENDIX

CHAPTER 6

**DEPARTMENT OF COMMUNITY DEVELOPMENT
PY2022 COUNCIL COMMITTEE HEARING**

SECTION I: **BACKGROUND INFORMATION**

Program: **Storefront Renovation Program**

Responsibility: Neighborhood Development

Contact: Terri Sandy, Manager - Commercial Revitalization Section

Service Area: Low and Moderate Income Areas / Slum and Blighted Areas

SECTION II: **PROPOSED PY2022 ALLOCATION: \$567,000**

<u>PY2018</u>	<u>PY2019</u>	<u>PY2020</u>	<u>PY2021</u>
\$452,000	\$452,000	\$309,889	\$309,889

SECTION III: **PROPOSED PY2022 PROGRAM**

The goal of the **Storefront Renovation Program** is to keep Cleveland’s neighborhood retail districts economically strong, visually attractive, and competitive in a regional shopping market while also providing goods and services to the surrounding areas’ residents. Rebate funds are utilized to provide project rebates to Storefront Renovation Program (SRP) applicants who complete comprehensive exterior renovations on all visible elevations of eligible building types as seen from the main street and/or install new business signage on already rehabilitated buildings in retail districts of the city.

In PY2022, the citywide Storefront Program rebate incentives will continue to offer 50% rebate incentives introduced on July 1, 2020 for Program Year 2022-23 as described below.

- Building Rebate (with or without tenant signage): 50% not to exceed \$50,000
- Architectural Rebate: 100% not to exceed \$5,000
- Phase I and/or Phase I Rebate: 100% not to exceed \$5,000 (if required per Compliance)
- Sign-only Rebate: 50% not to exceed \$5,000 per business use (if tenant signage is not included in the building rebate OR for sign-only projects on already renovated buildings)

In PY2022, the City’s SRP staff consists of four employees and two part-time consultants: the Storefront Program Manager, two Design Specialists: one full-time and one part-time, who assist in the roles of Project Managers as well, and a Storefront Program Coordinator, who will shadow all of the functions of the other three employees. The City’s Storefront Program Manager manages all of the program’s administrative and compliance functions, as well as providing direct technical assistance to all SRP applicants from application phase to payout of the rebate. The Design Specialists’ services include: preparation of Adobe Photoshop conceptual designs, historic building research, project specifications writing, bids review, and construction monitoring assistance to all SRP applicants. One consultant provides personalized technical assistance to SRP applicants that require additional help moving their project through the design and bid process in order to successfully execute a Rebate Funding Agreement. The second consultant assists in construction monitoring and photo documenting of SRP projects, as well as assisting every applicant in the request of the rebate by preparing their rebate disbursement package for them using the payment documentation they provide. In this way, the SRP staff and consultants ensure, to the best of our ability, that every eligible applicant that completes the required SRP process and paperwork, can succeed in the program.

All renovations are completed in accordance with the design standards established in *The Cleveland Storefront Renovation Program Design Manual*, which is based on the Secretary of the Interior's Standards. The full-time Design Specialist also acts as the Historic Compliance Officer for the Department of Community Development.

The SRP Manager and SRP staff also plan and conduct the annual Storefront Awards event. While the Storefront Awards event was not held in 2020 or 2021, each applicant received a hand delivered Certificate of Commendation signed by the Director of Community Development and the Mayor. Each certificate included a photo of their completed project on it, and a souvenir coffee mug designed specifically for the 2020 and 2021 calendar year recipients. It is undecided if an in-person event will be held in 2022 at this time.

The SRP staff will continue to partner with Community Development Corporations (CDC) staff whose role it is to market the Storefront Program to eligible building and sign-only applicants, assist them in the completion of the SRP application, and then submit the application to the City SRP staff. CDC staff also assists in the local design review process of SRP projects that are located in City Landmark Districts.

PROGRAM YEAR 2022 CDBG COUNCIL COMMITTEE HEARING

Commercial Revitalization: Storefront Renovation Program

WARDS 1-17

2021 COMPLETED PROJECTS GRAND TOTALS AS OF 12-31-21

Participating Community Development Corporations (CDCs) / Eligible Neighborhoods	Number of Projects Completed	Total Project Cost (Private Investment / Public Leveraging)	Program Assistance in 2021	Number of Business Employees in Completed Storefronts	Number of Temporary Construction Jobs Created from 43 completed projects
<p>Bellaire-Puritas Dev. Burton Bell Carr Dev. Downtown CDCs Fairfax Renaissance Dev. Famicos Foundation: Greater Collinwood Dev. Corp. Harvard Comm. Serv. Ctr. Historic Gateway Neigh. Corp. Little Italy Redevelopment Metro West Comm. Dev. Org. MidTown Cleveland Mt. Pleasant NOW Dev. Northwest Neighborhood CDC Ohio City Inc. Old Brooklyn CDC Slavic Village Dev. St. Clair Superior Dev. Tremont West Dev. Corp. Union Miles Dev. Corp. University Circle Inc. Westtown Comm. Dev. Corp. West Park Kamm's Neigh. Dev. Warehouse District Inc.</p>	<p>43 Projects Comprised of the following components:</p> <ul style="list-style-type: none"> • 9 Buildings • 22 Neighborhood Retail Business Signs • 12 Downtown Retail Business Signs 	<p>\$869,117</p> <p>\$2.32 private to \$1.00 public funds</p>	<p>\$373,879 Rebates Paid Out in 2021</p> <p>\$509,105.00 in Rebate Funds Committed to 43 Projects during 2021:</p> <ul style="list-style-type: none"> • 11 Buildings (with 8 tenant signage included) • 24 Sign-only projects <p>27 Projects under construction as of 12-31-21 with \$426,414.00 in rebate dollars committed based on \$933,147.00 in private investment:</p> <ul style="list-style-type: none"> • 10 Buildings (with 8 tenant signage included) • 7 Sign-only projects 	<ul style="list-style-type: none"> • Full-time: 214 • City Residents: 110 • Part-time: 180 • City Residents: 104 <p>Total Employed: 394</p> <p>Of which 214 or 54.5% are Cleveland Residents</p>	<p align="center">277</p>

		STOREFRONT RENOVATION PROGRAM																	
		Project Components		2021 GOAL: 35 PROJECTS 2021 ACCOMPLISHMENTS: 43 COMPLETED PROJECTS										Full-Time Employees in Renovated Storefronts		Part-Time Employees in Renovated Storefronts			
Ward	CDC/Neighborhood	Project Name	Address	B u i l d i n g	Retail Tenant Signage	Accomplishment Unit Count Total	Total Project Cost	Total Rebate	Amount of Certified OEO Contractor Project Dollars	% of Certified OEO Dollars	Parcel #	Applicant Name	All	Cleveland Residents	All	Cleveland Residents	# of Construction Jobs Created	Month Completed	
15	Northwest Neighborhood CDC	Reverie	6602 Detroit Ave.	0	1	1	5,877	2,933	0	0.00%	002-09-024	Eleven Eleven Infinity Scarves LLC (Kristin Hadari, Managing Member)	0	0	1	1	4	Jan.-21	
6	Union Miles Dev. Corp.	Faith Community United Credit Union	3550 E. 93rd. Street	0	1	1	9,795	4,897	9,795	100.00%	133-22-005	Faith Community United Credit Union, Inc. (Jacqueline Y. Moore, President/CEO)	4	3	5	4	4	Feb.-21	
3	Ohio City Inc.	1870 W. 25th Street Building	1870 W. 25th Street	1	2	3	99,954	49,977	0	0.00%	003-38-013	1879 W25 LLC (Robert George, Managing Member)	8	4	12	3	18	Mar.-21	
15	Northwest Neighborhood CDC	Big Mamma's Burritos	6604 Detroit Ave.	0	1	1	5,168	2,489	0	0.00%	002-09-024	Cleveland Burritos LLC (Jerry DePizzo, Managing Member)	1	0	9	9	10	Apr.-21	
13	Old Brooklyn CDC	Paint Medics and Renovation Systems Inc.	4545 State Road	1	2	3	34,973	17,409	2,000	5.72%	011-09-015	Keith Edward Enterprises, LLC (Keith Kocinski, Managing Member)	17	5	0	0	20	Apr.-21	
8	Greater Collinwood Dev. Corp.	City Desk	706-712 E. 185th St.	1	1	2	116,555	50,000	18,683	16.03%	114-09-019	IOI Holdings, Ltd. (Richard Fleck, Managing Member)	20	7	15	5	40	May-21	
3	Ohio City Inc.	Bloom & Clover	4309 Lorain Ave.	0	1	1	4,343	2,172	0	0.00%	007-01-004	Bloom & Clover LLC (Danielle M. Foley, Managing Member)	2	1	2	0	4	May-21	
3	Historic Gateway Neighborhood Corp.	HMW Law	1231 Superior Ave.	1	1	2	67,375	33,461	38,226	56.74%	102-22-041	12th & Superior LLC (Brandon Henderson, Managing Member)	14	3	5	0	14	May-21	
13	Old Brooklyn CDC	Coffee Coffee Coffee	4193 Pearl Road	0	1	1	3,435	1,717	0	0.00%	014-18-006	Coffee Coffee Coffee LLC (Trey Kirchoff, Managing Member)	2	2	1	1	4	June-21	
3	Historic Gateway Neighborhood Corp.	Sixth City Sailors Club	668 Euclid Ave.	0	1	1	16,622	5,000	16,622	100.00%	101-27-021	Third Space Partners LLC (Joseph Frederickson, Managing Member)	19	11	3	1	5	July-21	
1	Harvard Community Services Center	A Young Mind Child Care Center	3810 Lee Road	0	1	1	7,839	3,920	0	0.00%	140-08-023	A Young Mind Child Care Center LLC (Ashley McNair, Managing Member)	3	1	1	0	4	July-21	
5	Slavic Village Development	Your Place & Mine	5253 Dollof Road	1	1	2	24,186	14,511	0	0.00%	121-22-016	Your Place & Mine, LLC (Kimberly Hill, Managing Member)	0	0	5	1	4	July-21	
3	Historic Gateway Neighborhood Corp.	GOMA	2079 E. 4th Street	0	1	1	39,799	5,000	0	0.00%	101-26-332	Giappone, LLC (Pat Donofrio, Managing Member)	27	10	8	3	4	Aug-21	
6	University Circle Inc.	Capo Steaks	11332 Euclid Ave.	0	1	1	3,113	1,557	0	0.00%	121-01-002	Capo Steaks Inc. (James Muhammad, President)	2	1	5	3	4	Aug-21	
3	Warehouse District Inc.	Acqua di Luca	500 W. St. Clair Ave.	0	1	1	22,496	5,000	22,496	100.00%	101-09-302	LSMJ VIII, LLC (Manjola "Lola" Sema, Member)	30	15	10	6	4	Aug-21	
17	West Park Kamm's Neigh. Dev.	Imagine That Designs	15708 Lorain Ave.	0	1	1	2,280	1,140	2,280	100.00%	025-23-023	Imagine That Designs LLC (Megan Sorn, Managing Member)	0	0	1	1	4	Sept-21	
1	Harvard Community Services Center	W Bar & Grill	15301 Kinsman Ave.	0	1	1	8,893	4,447	0	0.00%	130-19-006	Qbyrds, LLC (Quiana Grair, Managing Member)	2	1	8	7	3	Sept-21	
3	Ohio City Inc.	Cent's	5010 Lorain Ave.	0	1	1	3,727	1,795	0	0.00%	002-34-140	Mu Nu Properties, LLC (Paul Neundorfer, Managing Member) Applicant was building owner. Tenant applying was Vincent Morelli	0	0	10	9	5	Sept-21	

		STOREFRONT RENOVATION PROGRAM										Full-Time Employees in Renovated Storefronts		Part-Time Employees in Renovated Storefronts				
		2021 GOAL: 35 PROJECTS 2021 ACCOMPLISHMENTS: 43 COMPLETED PROJECTS																
Ward	CDC/Neighborhood	Project Name	Address	B u i l d i n g	Retail Tenant Signage	Accomplishment Unit Count Total	Total Project Cost	Total Rebate	Amount of Certified OEO Contractor Project Dollars	% of Certified OEO Dollars	Parcel #	Applicant Name	All	Cleveland Residents	All	Cleveland Residents	# of Construction Jobs Created	Month Completed
13	Old Brooklyn CDC	Chahine Bldg. - 2 Tenant Signage (Certified Laptop Repair and Top of the Line Barber Shop)	4189-95 Pearl Rd.	0	2	2	17,425	8,713	0	0.00%	014-18-006	Tanios Chahine LLC (Dany Chahine, Managing Member)	8	3	0	0	2	Sept-21
3	Historic Gateway Neighborhood Corp.	Betts	2000 E. 9th Street	0	1	1	13,773	5,000	0	0.00%	101-27-032	Parker's Downtown LLC dba Betts (Brian Intihar, Managing Member, assisted by Marcie Gilmore)	9	4	23	11	4	Oct.-21
3	Historic Gateway Neighborhood Corp.	Stone Fruit Coffee	530 Euclid Ave.	0	1	1	17,093	5,000	17,093	100.00%	101-27-304	Steel Valley Coffee Roasters LLC (Joshua Langenheim, Managing Member)	4	4	5	5	8	Nov.-21
3	Warehouse District Inc.	Dave's Cosmic Subs	51 W. St. Clair Ave.	0	1	1	5,356	2,678	0	0.00%	101-07-021	Famous Dave's-2 Corporation (Daniel C. Lombardy)	1	0	3	3	4	Nov.-21
14	Metro West Dev. Corp.	Women's Recovery Center	6205/09 Storer Ave.	0	1	1	5,826	2,913	0	0.00%	016-16-018	Women's Recovery Center (Ashley Yassall, Executive Director)	6	2	8	2	4	Nov.-21
3	Ohio City Inc.	Cleveland Bricks	4431 Lorain Ave.	1	0	1	71,856	37,345	0	0.00%	006-20-019	Cleveland Bricks LLC (David Moore, Member)	0	0	0	0	25	Nov.-21
2	Union Miles Dev. Corp.	Made From Scratch	3820 E. 116th Street	1	2	3	40,299	21,700	0	0.00%	135-21-034	Made From Scratch Cafe, LLC (Carl Jones, Managing Member)	5	5	1	1	7	Nov.-21
11	Westown Community Dev. Corp.	Genesis Child Care Academy	9600 Lorain Ave.	0	1	1	4,098	2,049	2	0.05%	005-24-008	Genesis Childcare Academy LLC (Felicia Murrell, Managing Member)	4	4	1	1	4	Nov.-21
7	Historic Gateway Neighborhood Corp.	Jupiter Health	2164 Rockwell Ave.	0	1	1	2,187	1,094	0	0.00%	102-15-022	Jupiter Global Resources, LLC (Jon Liptak, Managing Member) Julia Rielinger, Business Operator	3	2	2	0	3	Dec.-21
7	Historic Gateway Neighborhood Corp.	Green Goat Cafe	2125 Superior Ave.	0	1	1	10,345	5,000	3,808	36.81%	102-15-059	2125 Cafe LLC (Robert George, Managing Member)	3	2	15	6	7	Dec.-21
3	Historic Gateway Neighborhood Corp.	828 Huron Building (A.J. Rocco's)	828 Huron Road	1	1	2	152,691	50,000	0	0.00%	101-29-024	PLAU, Inc. (Paul Shaia, Treasurer/Secretary)	0	0	0	0	26	Dec.-21
3	Historic Gateway Neighborhood Corp.	Indie	2038 E. 4th Street	0	1	1	14,114	5,000	14,114	100.00%	101-26-066	Indie East 4th, LLC (Gabriel Zeller, Managing Member)	20	20	15	15	12	Dec.-21
3	Historic Gateway Neighborhood Corp.	Hydration Spark	1118 Euclid Ave.	0	1	1	8,373	4,186	8,373	100.00%	101-36-019	Hydration Spark LLC (Epa Bizimana, Managing Member)	0	0	6	6	10	Dec.-21
6	Burton, Bell, Carr Development	Avon Verduyn Building	12100-04 Larchmere	1	0	1	29,253	15,777	0	0.00%	129-11-016	IAC Development LLC (Ewoud (Avon) Verduyn, Managing Member)	0	0	0	0	6	Dec.-21
				9	34	43	\$869,117	\$373,879	\$153,491	17.66%			214	110	180	104	277	
				Building	Retail Tenant Signage	Total # of Projects Completed	Total Project Cost	Total Rebate	Note: City Assistance \$50,000 and under is not required to meet OEO good faith efforts of 30% but all OEO certified contractors participation is counted			Total # of Employees in Renovated Storefront Projects:		394		Total # of Cleveland Resident Employees: 214	Total # of Construction Jobs Created: 277	

Storefront Renovation Program - Funding Commitments Made in 2021

Buildings with or without business signage Funding Commitments in 2021

Project Name	Address	Ward	Rebate Funding Commitment	Building	Business Signage	Funds Committed in Month	Private Investment Amount
Your Place & Mine	5253 Dolloff Road/E. 55th St.	5	\$14,511.30	1	1	Jan.'21	\$24,185.50
Avon Verduyn Bldg.	12100-104 Larchmere Blvd.	6	\$30,042.62	1	0	Jan.'21	\$57,783.62
Broadview Studio	2023 Broadview Road	13	\$50,000.00	1	1	May'21	\$105,790.54
Pelton Building	2258 Literary Ave.	3	\$50,000.00	1	0	May'21	\$104,900.00
Gus's Family Restaurant	4375 State Road	13	\$45,416.20	1	1	July'21	\$85,832.40
Akin Affrica Building	7804 Carnegie Ave.	6	\$50,000.00	1	0	Aug.'21	\$118,942.73
Mango, Mango	3133 Payne Ave.	7	\$35,166.83	1	1	Sept.'21	\$70,333.65
Slices Fabulous Pastries	4190 Pearl Road	13	\$50,000.00	1	1	Oct.'21	\$122,124.00
Taubman Law	1444 W. 25th Street	3	\$50,000.00	1	1	Oct.'21	\$124,535.00
Citizens Bank	2078 W. 25th Street	3	\$19,901.76	1	1	Oct.'21	\$35,299.00
Doc's on Harvard	16615 Harvard Ave.	1	\$27,528.06	1	1	Dec.'21	\$55,056.12
			\$422,566.77	11	8		\$904,782.56

Sign-only Funding Commitments in 2021

Project name	Address	Ward	Rebate Funding Commitment	Sign-only	Funds Committed in Month	Private Investment Amount
Dany Chahine - Lap Top Repair and Top of Line Barber Cents	4189-95 Pearl Road	13	\$8,712.50	2	Jan.'21	\$17,425.00
Coffee, Coffee, Coffee	5010 Lorain Ave.	15	\$1,795.40	1	Jan.'21	\$3,726.80
Jupiter Health	4193 Peal Road	13	\$1,717.40	1	Mar.'21	\$3,434.17
Acqua di Luca	2164 Rockwell Ave.	7	\$1,684.50	1	Mar.'21	\$2,186.99
GOMA	500 W. St. Clair Ave.	3	\$5,000.00	1	Mar.'21	\$22,495.68
A Young Mind Child Care	2079 E. 4th Street	3	\$5,000.00	1	May'21	\$39,799.00
Betts	3810 Lee Road	1	\$4,009.03	1	May'21	\$7,839.24
Imagine That Designs	2000 E. 9th Street	3	\$5,000.00	1	May'21	\$13,773.20
Accessories So Necessary	15708 Lorain Ave.	17	\$1,140.25	1	May'21	\$2,280.30
Capo Steaks	13206 Shaker Square	4	\$1,565.58	1	May'21	\$3,131.16
Stone Fruit Coffee	11332 Euclid Ave.	6	\$1,556.60	1	May'21	\$3,113.20
W Bar & Grill	530 Euclid Ave.	3	\$5,000.00	1	May'21	\$17,093.00
Indie	15301 Kinsman Ave.	1	\$4,446.50	1	June'21	\$8,893.00
Hydration Spark	2038 E. 4th Street	3	\$5,000.00	1	July'21	\$14,114.00
Dave's Cosmic Subs	1119 Euclid Ave.	3	\$4,186.27	1	Aug.'21	\$8,372.54
Scrubs Galore Uniforms	51 W. St. Clair Ave.	3	\$2,678.03	1	Aug.'21	\$5,356.00
Women's Recovery Center	10025 Lorain Ave.	11	\$3,911.00	1	Sept.'21	\$7,822.00
The Fancy Kernel	6205 Storer Ave.	14	\$2,912.84	1	Sept.'21	\$5,825.68
Green Light Tattos	11514 Clifton Blvd.	15	\$4,825.00	1	Oct.'21	\$9,650.00
PIVOT Art Center	1215 W/ 10th Street	3	\$5,000.00	1	Oct.'21	\$14,043.15
Bombshell Salon	2937 W. 25th Street	14	\$5,000.00	1	Oct.'21	\$19,490.00
Souper Market	6514 Detroit Ave.	15	\$3,397.50	1	Nov.'21	\$6,795.00
	87 West St. Clair Ave.	3	\$2,999.79	1	Dec.'21	\$5,999.57
			\$86,538.19	24		\$242,658.68

Project Name	Applicant Name	Address	Ward	CDC	Application Review	In Design and/or Bidding (compliance paperwork underway)	Underway (under construction)	Completion Status
Jefferson Park Tavern - (New in 2020-21 PY)	Dale Barber	13334 Lorain Ave.	11	Bellaire-Puritas Dev. Corp.	Complete	Bldg. - Application rec'd 6-24-21. Assigned to Dan. Paperwork started 6-25-21		11-23-21 Project Terminated from SRP because applicant started significant construction on the project without completing any federal compliance paperwork or executing a Rebate Funding Agreement with the City.
Marcella Dorsey Building - (New in 2020-21 PY)	Marcella Dorsey	3670 W. 130th St.	16	Bellaire-Puritas Dev. Corp.		Bldg. - Application rec'd 12-9-20. Ph I is warranted on 12-15-20. No Phase I req'd. 5-11-21		
Kasmif Syed Building - New in 2020-21-PY)	Kasmif Syed	4686 W. 130th St.	16	Bellaire-Puritas Dev. Corp.		Bldg - Application rec'd on 10-1-20. Phase I req'd on 10-12-20 . Effective 5-11-21 no Phase I required.Assigned to Dan.		
Hoffa Assad Building (former Smoke Zone) - New in 2020-21 PY	Hoffa Assad	13030 Lorain Ave.	16	Bellaire-Puritas Dev. Corp.	Complete	Bldg. - Application rec'd 7-24-20. Assigned to Dan. Project has architect on it. Applicant went on without SRP. Project Terminated.		
Himalayn Restaurant - (New in 2019-20 PY)	Nar Pradham	13124 Lorain Ave.	16	Bellaire-Puritas Dev. Corp.	Complete	Bldg. - Designed waiting for bid pkg. (Dan Musson) Project is on hold as of 5-20-20 due to Covid. May 2021 Applicant interested in SRP again in July 2021. Laura Bala assigned to assist in August 2021. Dec. '21 waiting for final bid package.		
Sidetrack Cafe - (New in 2020-21 PY)	Irena Wasyluk	13429 Lakewood Hts. Blvd.	16	Bellaire-Puritas Dev. Corp.	Complete	Bldg. - Application rec'd 7-24-20. Assigned to Dan. Project has architect on it. SRP paperwork completed. 8-26-21: Project finishing bid phase.		
Cozumel Mexican Restaurant	Jaime Delapaz	4195 W. 150th St.	16	Bellaire-Puritas Dev. Corp.	Complete	Complete	See Completion Status	Building - Under Construction. Project Terminated by SRP on 8-18-21. Applicant did not complete project by contract deadline or respond to numerous outreach by SRP staff.
Chloe Hopson Building	Chloe Hopson	12801 Buckeye Rd.	6	Burton, Bell, Carr, Dev.	Complete	Bldg - Applic rec'd 10/18/21 Assigned to Tim. Applicant need's engineer assessment for balconies		
Accessories So Necessary	Alicia Martin	13206 Shaker Square	4	Burton, Bell, Carr, Dev.	Complete	Sign-only - Application rec'd 3-9-21. Complete	Rebate Agreement executed 5-3-21	
All About Alkaline	Nia Evans	12024 Larchmere Blvd.	6	Burton, Bell, Carr, Dev.	Complete	Bldg. 12/4/20 conceptual completed. SRP paperwork started		
Carson Law Building (New in 2020-21 PY)	Christian Carson	2618 N. Moreland.	4	Burton, Bell, Carr, Dev.		Bldg. - Application rec'd on 10-22-20. Assigned to Dan. Phase I is required. Effective 5-11-21 No Phase I required. Applicant wants to proceed in SRP.		
Claude Carson Building - (New in 2020-21 PY Mayor's NTI Area)	Claude Carson	11622 Buckeye Rd.	4	Burton, Bell, Carr, Dev.	Complete	Bldg. - In Design. Project put on hold by Applicant 2021.		
Avon Verdun Building (New in 2019-20 PY)	Avon Verdun	12100-104 Larchmere Blvd.	6	Burton, Bell, Carr, Dev.	Complete	Complete	Complete	Complete Dec. 2021 - Building
Buckeye Pool Hall Building (New in 2019-20 PY Mayor's NTI Area)	Akin Affrica	12622 Buckeye Road	4	Burton, Bell, Carr, Dev.	Complete	Bldg. - All design and paperwork done, waiting for bid package. (Tim Barrett)		
Tavern Coffee House - (New in 2018-19 PY in Mayor's NTI Area)	Robert Willard	12302 Buckeye Rd.	4	Burton, Bell, Carr, Dev.	Complete	Bldg. - Design is done. Paperwork 90% completed. Waiting for bid package.(Tim Barrett)		
Cleveland Motel (New in 2021-22 PY) Akin Affrica	Akin Affrica	17027 Euclid Ave.	10	Greater Collinwood Dev.	Complete	Bldg - Applic rec'd 11/9/21. Assigned to Dan		
Michael Payton Building - (New in 2021-22 PY)	Michael Payton	15906 St. Clair Ave.	8	Greater Collinwood Dev.	Complete	Bldg/2 Tenant Signs - Design is Done. Paperwork started		
Three Black Knights Bldg. 2 (New in 2021-22 PY) Akin Affrica	Akin Affrica	662-670 E. 185th St.	8	Greater Collinwood Dev. - E. 11	Complete	Bldg/Signage -Applic rec'd 10/28/21. Assigned to Dan		
Three Black Knights Bldg. 1 (New in 2021-22 PY) Akin Affrica	Akin Affrica	648-660 E. 185th St.	8	Greater Collinwood Dev. - E. 11	Complete	Bldg/Signage - Applic rec'd 10/19/21. Assigned to Dan		
Urban Leverage Bldg. 1 (New in 2021-22 PY) Jazmyn Stover	Jazmyn Stover	676-678 E. 185th St.	8	Greater Collinwood Dev. - E. 11	Complete	Bldg/Signage - Application rec'd 10/21/21. Assigned to Dan		
Urban Leverage Bldg. 1 (New in 2021-22 PY) Jazmyn Stover	Jazmyn Stover	680-688 E. 185th St.	8	Greater Collinwood Dev. - E. 11	Complete	Bldg/Signage - Application rec'd 10/21/21. Assigned to Dan		
Rainy Day Fish - (New in 2021-22 PY) Melissa Stasko	Melissa Stasko	971 E. 185th St.	8	Greater Collinwood Dev. - E. 11	Complete	Bldg/Sign - Assigned to Dan 9-17-21. Paperwork started.		
The Cleveland Brewery (New in 2021-22 PY) John Furduric	John Furduric	777 E. 185th St.	8	Greater Collinwood Dev. - E. 11	Complete	Bldg./Sign - Assigned to Dan on 9-17-21. Paperwork started		
Marc Cooperson Building (New in PY 2020-21) Marc Cooperson	Marc Cooperson	638-646 E. 185th St.	8	Greater Collinwood Dev. - E. 1185th Street Consultant Laura Bala	Complete	Bldg. - 3/18/21 - Dan and Laura Bala conducted site visit and determined SRP required scope of work which Laura sent to Marc Cooperson (he lives in CA). Project in Bidding.		
Beachland Ballroom - (New in 2019-20 PY)	Cindy Barber	15711 Waterloo Rd.	8	Greater Collinwood Dev. Greater Collinwood Dev. - E. 1185th Street Consultant Laura Bala	Complete	Bldg. Cindy has an Architect. (Dan Musson) Laura Bala assigned to assist. Dec. 2021 Cindy wants to reactivate project to do in 2022.		
City Desk Building	Rich Fleck	706-712 E. 185th St.	8	Greater Collinwood Dev. Greater Collinwood Dev. - E. 1185th Street Consultant Laura Bala	Complete	Complete	Complete	Complete May 2021 - Building with Signage
Kurtis Moodie Building - (New in 2019-20 PY)	Kurtis Moodie	410-416 E. 156th St.	8	Greater Collinwood Dev.	Complete	Bldg. - Design and paperwork done. Waiting for bid package. (Tim Barrett) Laura Bala assigned for T.A. Bid package not received yet.		
Arts Waterloo Bldg. - (New in 2019-20 PY)	Amy Callahan	15605 Waterloo Rd.	8	Greater Collinwood Dev.	Complete	Bldg. - Design is done except for tenant signage. Applicant is in bidding. Paperwork begun. (Tim Barrett) Laura Bala assisting with T.A. Aug'21 project in bidding.		
The Original Grill - (New in 2018-2019)	Chris Perkins	17406 St. Clair Ave.	8	Greater Collinwood Dev.	Complete	Design - Design was done in summer 2019 for applicant needs to hire an architect for new display window openings. Then TS will start paperwork. Applicant stated in Feb. 2020 still interested in program. TS reached out to Chris in Jan 2021, he is still interested and has hired an architect to prepare exterior drawings.		

Project Name	Applicant Name	Address	Ward	CDC	Application Review	In Design and/or Bidding (compliance paperwork underway)	Underway (under construction)	Completion Status
Stephanie Paoletta Building (New in 2021-22) W 15 Application not in yet	Stephanie Paoletta and Brent Lewanski	1385 W. 117th St.	15	Cudell - now Northwest Neighborhood CDC	Project requires Phase I, II and mitigation (former dryer cleaner) Application to be submitted after Compliance approves mitigation report			
Bombshell Salon (New in 2021-22) Sign-only	Chad Slaby	6514 Detroit Ave.	15	Detroit Shoreway CDO now Northwest Neighborhood CDC	Complete	Complete	Sign-only Rebate Agreement Executed on 11-15-21	
The Fancy Kernel (New in 2020-21 PY)	Arreeg Awad	11514 Clifton Blvd.	15	Cudell - now Northwest Neighborhood CDC	Complete	Complete	Sign-only Rebate Agreement Executed on 10-21-21	
Ready Set Coffee	Jeffrey Dangremond / Molly Allen	7306 Detroit Ave.	15	Detroit Shoreway CDO	Complete	Sign-only 6/8/21 - Applicant withdrew from SRP does not want to do projecting sign. PROJECT TERMINATED FROM SRP		
Tidal Wave Ventures Building (New in 2019-20 PY)	Dedeja Tsiranany	9222-26 Madison	15	Detroit Shoreway CDO	Complete	Bldg. - Tim prepared conceptual. Concerned that Applicant's stated budget is not enough to do the project. Paperwork not started yet. Applicant became unresponsive in August 2020.		
Cleveland Bricks Bldg. (New in 2019-20 PY)	AJ Kazmi, Sam Dean, David Moore	1902-1912 W. 65th St.	15	Detroit Shoreway CDO	Complete	Bldg. - Conceptual almost done, waiting for applicant to remove added panels to see original siding design underneath. Paperwork 90% complete. (Tim Barrett)		
TRD Leather (New in 2019-20 PY)	Carlos Perez	6321 Detroit Ave.	15	Detroit Shoreway CDO	Complete	Bldg. - Applicant needs to hire architect to add measurements to SRP design. Paperwork needs to be done. (Tim Barrett) Laura Bala assigned for T.A. 2-23-21 Applicant lost over \$200,000 in 2020 due to COVID and Has put the SRP Project ON HOLD for the Time Being		
Reverie	Kristin Hadari	6602 Detroit Ave.	15	Detroit Shoreway CDO	Complete	Complete	Complete	Complete April 2021 - Sign-only
Big Mamma's Burritos	Jerry DePizzo	6604 Detroit Ave.	15	Detroit Shoreway CDO	Complete	Complete	Complete	Complete April 2021 - Sign-only
Terrance Wilkinson Building 876-880 - New in PY 2020-21 (Ward 9)	Terrance Wilkinson	876-880 E. 105th St.	9	Famicos	Complete	Bldg. - Assigned to Tim on 4-15-21. Building design complete 5-13-21. Aug. '21 Tribe Architects prepared measured drawings. Paperwork begun.		
Terrance Wilkinson Building 882-886 - New in PY 2020-21 (Ward 9)	Terrance Wilkinson	882-886 E. 105th St.	9	Famicos	Complete	Bldg. - Assigned to Tim on 4-15-21. Building design complete 5-13-21. Aug. '21 Tribe Architects prepared measured drawings. Paperwork begun.		
Caterpillars to Butterflies - New in PY 2020-21 (Ward 9) - Arriel Scott	Arriel Scott	10933 Superior Ave.	9	Famicos	Complete	Sign-only - Assigned to Tim. Tim sent out conceptual on 10/8/20 and another design on 11/18/20. Paperwork complete. Waiting for contractor bid from applicant.		
Gensert's Drugstore Building (New in 2020-21 PY)	Bob Zimmer	1572 E. 66th Street	7	Famicos	Complete	Bldg. - Design and paperwork completed. Waiting for bid package from applicant. Applicant pursuing financing.		
Otis Thomas Bldg. (New in 2019-20 PY)	Otis Thomas	6727 St. Clair Ave.	10	Famicos	Complete	Bldg. - Project fully designed. Paperwork completed. Waiting for bid package from applicant. Applicant pursuing financing.		
Former Jonell Center (New in 2019-20 PY)	Akin Affrica	10518 Superior Ave.	9	Famicos	Complete	Bldg. - Design and paperwork completed. Waiting for bid package. (Tim Barrett)		
Jamie Johnson Building (New in 2020-21 PY) Jamie Johnson	Jamie Johnson	4088-96 Lee Road	1	Harvard Comm. Sevices	Complete	Design and paperwork completed. Conceptuals out 2-24-21 by Tim Barrett. Phone mtg in Nov. 21 - waiting for arch conceptuals for contemporary design that Jamie wants to pursue.		
Dr. Turner Building (New in 2020-21 PY) Dr. Hugh Turner	Dr. Hugh Turner	3809 Lee Road	1	Harvard Comm. Sevices	Complete	Bldg./Signage - Application rec'd 5-20-21. Tim sent out conceptuals 7-7-21		
A Young Mind Child Care Center	Ashley McNair	3810 Lee Road	1	Harvard Comm. Sevices	Complete	Complete	Complete	Completed July 2021 - Sign-only
W Bar & Grill (New in 2020-21 PY)	Quiana Grair	15301 Kinsman	1	Harvard Comm. Sevices	Complete	Complete	Complete	Completed Sept. 2021 - Sign-only
Doc's on Harvard (New in 2020-21 PY)	Kolnita Riggins-Walker and William Walker	16615 Harvard	1	Harvard Comm. Sevices	Complete	Complete	Building/Sign Rebate Agreement executed 12-8-21	
Indie (New in 2020-21 PY)	Gabe Zeller	2038 East 4th St.	3	Historic Gateway Neigh.	Complete	Complete	Complete	Completed Dec. 2021 - Sign-only
Hydration Spark (New in 2020-21 PY)	Epa Bizimana	1118 Euclid Ave.	3	Historic Gateway Neigh.	Complete	Complete	Complete	Completed Dec. 2021 - Sign-only
Stone Fruit Coffee (New in 2020-21 PY)	Joshua Langenheim	530 Euclid Ave.	3	Historic Gateway Neigh.	Complete	Complete	Complete	Completed Nov. 2021 - Sign-only
Soupermarket (New in 2021-22 PY)	Matthew Moore	87 West St. Clair Ave.	3	Warehouse District Inc.	Complete	Complete	Sign-only Rebate Agreement executed 12-16-21	
Fluff 'N Stuff Pet Services (New in 2021-22 PY)	Marche Smith	1337 W. 10th St.	3	Warehouse District Inc.	Complete	Sign-only - Assigned to Dan 9-17-21. Paperwork started 9-20-21		
Green Light Tattoos and Art Gallery (New in 2021-22 PY)	Michael Miller, Marcus Miller	1215 W. 10th St.	3	Warehouse District Inc.	Complete	Complete	Sign-only Rebate Agreement executed on 10-21-21	
Dave's Cosmic Subs (New in 2020-21 PY)	Dan Lombardy	51 St. Clair Ave. N.W.	3	Warehouse District Inc.	Complete	Complete	Complete	Completed Nov. 2021 - Sign-only
Acqua di Luca (New in 2020-21 PY)	Luca and Lola Sema	500 W. St. Clair Ave.	3	Warehouse District Inc.	Complete	Sign-only - Complete	Complete	Completed August 2021 - Sign-only
The Sauce Boiling Seafood (New in 2020-21 PY)	Kyler Smith	1266 West 6th St.	3	Warehouse District Inc.	Complete	Sign-only - Assigned to Dan on 1-9-21. Design concept out/paperwork started.		
GOMA (New in 2020-21PY)	Pat Donofrio	2079 East 4th St.	3	Historic Gateway Neigh.	Complete	Complete	Complete	Completed August 2021 - Sign-only
Betts (New in 2020-21 PY)	Marcie Gilmore / Brian Inthar	2000 E. 9th St.	3	Historic Gateway Neigh.	Complete	Complete	Complete	Completed October 2021 - Sign-only
City Pop Sushi	Kamal Bryson Strowder	1816 E. 12th St.	3	Historic Gateway Neigh.	Complete	Sign-only - Assigned to Dan. Design Concept sent out/paperwork started. Applicant became non-responsive in 2021.		
Jupiter Health (New in 2020-21 PY)	Julia Rielinger	2164 Rockwell Ave.	7	Historic Gateway Neigh.	Complete	Sign-only - Complete	Complete	Completed December 2021 - Sign-only
Green Goat Cafe Bar (New in 2020-21 PY)	Bobby George	2125 Superior Ave.	7	Historic Gateway Neigh.	Complete	Sign-only - Complete	Complete	Completed December 2021 - Sign-only
Sixth City Sailor's Club (New in 2020-21 PY)	Joseph Fredrickson	668 Euclid Unit 2	3	Historic Gateway Neigh.	Complete	Complete	Complete	Completed May 2021 - Sign-only

Project Name	Applicant Name	Address	Ward	CDC	Application Review	In Design and/or Bidding (compliance paperwork underway)	Underway (under construction)	Completion Status
HMW Law Office Bldg. (New in 2019-20 PY)	Brandon Henderson	1231 Superior Ave.	3	Historic Gateway Neigh.	Complete	Complete	Complete	Completed May 2021 - Building with Signage
Vita Bella Aesthetics (New in 2019-20 PY)	Joe Kassouf	1300 W. 6th Street	3	Warehouse District Inc.	Complete	Sign-only - Dan commented on design they sent in. TS still waiting for 2 contract exhibits then ready for Rebate Agreement execution.		
828 Huron Building/A.J. Rocco's R Nabal Ali Building (New in 2021-22 PY)	Paul Shaia	828 Huron Rd.	3	Historic Gateway Neigh.	Complete	Complete	Complete	Completed Dec. 2021 - Building with Signage
Women's Recovery Center (New in 2020-21 PY)	Nebal Ali Ashley Yassall / Tim Angbrandt	3260 W. 25th St. 6205 Storer Ave.	14	Metro West Dev. Metro West Dev.	Complete	Building - Tim assigned. Application rec'd on 7-19-21. Conceptual out on 8-19-21.	Complete	Completed November 2021 - Sign-only
Pivot Arts Center	Rick Foran	2937 W. 25th Street	14	Metro West Dev.	Complete	Complete	Sign-only - Rebate Agreement executed on 9-27-21	
Thompson Block Bldg. (New in 2020-21 PY)	Shadi Lahoud	3101 W. 25th St.	14	Metro West Dev.	Complete	Complete	Building/sign - Tim assigned. Paperwork out to applicant on 10-16-20. Arch is working on drawings. Prebid meeting held on 11-18-20. Project in bidding. Applicant unresponsive in 2021	
Javier Millan Building (New in 2020-21 PY)	Javier Millan	5501 Clark Ave.	14	Metro West Dev.	Complete	Building/sign - Applicant is the tenant applying. Conceptual out 10-15-20. Paperwork out 10-15-20. Dec '21 Applicant in bid phase.		
Wonton Gourmet Cleveland (New in 2020-21 PY)	Guogan Lin	3211 Payne Ave.	7	MidTown Cleveland	Complete	Building - Assigned to Dan 6-9-21. Paperwork started on 6-23-21		
Mango Mango (New in 2020-21 PY)	Bin Bin Zheng	3133 Payne Ave.	7	MidTown Cleveland	Complete	Complete	Building/Sign - Rebate Agreement executed on 9/13/21	
Akin Affrica Building (New in 2019-20 PY)	Akin Affrica	7804 Carnegie Ave.	6	Midtown Cleveland	Complete	Complete	Building - Rebate Agreement executed on 8-30-21.	
Dominique Holmes Building (New in 2019-20 PY)	Dominique Holmes	12103 Kinsman Rd.	4	Mt. Pleasant Now	Complete	Bldg. - Tim reviewed architect's rendering and worked to revise drawings. Paperwork completed. Waiting for Bid package.		
Citizens Bank (New in 2021-22 PY)	Amanda Marshall	2078 W. 25th St.	3	Ohio City Inc.	Complete	Complete	Building/Sign Rebate Agreement executed on 10-22-21	
Taubman Law (New in 2020-21 PY)	Brian Taubman	1444 W. 25th St.	3	Ohio City Inc.	Complete	Complete	Building/Sign - Rebate Agreement executed on 10-14-21	
Jim Matheos / Stefano Kachevas Building (New in 2020-21 PY)	Jim Matheos / Stefano Kachevas	5100 Lorain Ave.	15	Ohio City Inc.	Complete	Bldg. - Assigned to Tim on 6-22-21. Nov. '21 Applicant went to design review ahead of SRP. Status unclear.		
3404 Lorain Bldg. - (New in 2020-21 PY)	Ann Davis rep for Terry Coyne	3404 Lorain Ave.	3	Ohio City Inc.	Complete	Design - Tim reviewed architect's rendering and worked to revise drawings to determine design direction. Project determined to be ineligible for SRP due to first floor use being 100% office, with no walk-in customer service. Business is apartment internet service limited to just a select # of buildings in Cleveland. Project Terminated from SRP in July 2021		
1870 W. 25th Building (Gaia and LYV)	Bobby George	1870 W. 25th St.	3	Ohio City Inc.	Complete	Complete	Complete	Completed March 2021- Building with signage
Cleveland Bricks Bldg.	AJ Kazmi, Sam Dean, David Moore	4431 Lorain Ave.	3	Ohio City Inc.	Complete	Complete	Complete	Completed November 2021 - Building
Cents (Pizzeria) (New in 2020-21 PY)	Vincent Morelli (Tenant that applied to SRP) Paul Neundorfer, (bldg. owner who paid for signage)	5010 Lorain Ave.	15	Ohio City Inc.	Complete	Complete	Complete	Completed September 2021 - Sign-only
Bloom & Clover (New in 2019-20 PY)	Danielle Fuller	4309 Lorain Ave.	3	Ohio City Inc.	Complete	Complete	Complete	Completed May 2021 - Sign-only
Pins Ohio City #1 (New in 2019-20 PY)	Chad and Svetlana Kertesz	1880 W. 25th St.	3	Ohio City Inc.	Complete	Bldg. - Project is fully designed. Laura Bala assigned to assist applicants. Paperwork not started. (Tim Barrett) Project on hold due to pandemic. Applicant withdrew this bldg from SRP due to SRP informing them that Historic Compliance review could not approve the removal of the historic recessed entry. Applicant is planning on demolishing this entry. 6/7/21 Applicant withdrew this building from SRP.		
Pins Ohio City #2 (New in 2019-20 PY)	Chad and Svetlana Kertesz	1890 W. 25th St.	3	Ohio City Inc.	Complete	Bldg. - Project is fully designed. Laura Bala assigned to assist applicants. Paperwork not started. (Tim Barrett) Project resumed dev. in 2021. 7/12/21 Applicant withdrew from SRP citing timeline and prevailing wage costs as the reason. Project terminated from SRP 7/12/21.		
Desalegn Sisay Bldg. (New in 2021-22 PY)	Desalegn Sisay	2218 Broadview Rd	12	Old Brooklyn CDC	Complete	Bldg/Sign - Dan sent out conceptual on 10-29-21		
Frank Carmado Building	Frank Carmado (The Skinny)	4298 Pearl Rd.	13	Old Brooklyn CDC	Complete	Bldg/Sign - Dan prepared conceptual. Paperwork completed. Waiting for final bid package.		
Coffee Coffee Coffee	Trey Kirchoff	4193 Pearl Road	13	Old Brooklyn CDC	Complete	Complete	Complete	Completed June 2021 - Sign-only
Sticks & Stones Lounge	Anthony Duvall	3312 Broadview Road	12	Old Brooklyn CDC	Complete	Bldg. - Dan sent out conceptual 5-28-21. Applicant needs to raise more \$ to move forward		
787 Market Building	Harry Quinones	6105 Memphis Ave.	13	Old Brooklyn CDC	Complete	Bldg. - Welcome email sent out 1-11-21. (Dan Musson)		
Paint Medics	Keith Kocinski	4549 State Rd.	13	Old Brooklyn CDC	Complete	Complete	Building - Complete	Completed May 2021 - Building with signage
Opal on Pearl - New in 2019-20 Program Yr. (Ward 13) Tony Mellon	Tony Mellon	4250 Pearl Rd.	13	Old Brooklyn CDC	Complete	Sign-only - Dan sent signage concepts sent out applicant. Paperwork not started. Project on hold during Covid.		
Broadview Studio - (New in 2019-20 PY)	Tammy and Dean Shaffer	2023 Broadview Rd.	13	Old Brooklyn CDC	Complete	Complete	Bldg. - Rebate Agreement executed on 5/6/21	
Gus's Family Restaurant (New in 2019-20 PY)	Nick Semertsidis	4375 State Road	13	Old Brooklyn CDC	Complete	Complete	Bldg. - Rebate Agreement executed on 7-28-21	
Slices Fabulous Pastries (New in 2019-20 PY)	Efty Simakis	4186 / 4190 Pearl	13	Old Brooklyn CDC	Complete	Complete	Bldg. - Rebate Agreement executed on 10-6-21	
Dany Chahine Tenant Signage (2 Signs). - (New in 2018-19 PY)	Dany Chahine	4189 Pearl Rd.	13	Old Brooklyn CDC	Complete	Complete	Complete	Completed September 2021 - Awnings on entire building and 2 Tenant Signs for: Certified Laptop Repair, and Top of the Line Barber Shop
Whitney Stained Glass (New in 2020-21 PY) Ward 5	Janet Lipstreu	5939 Broadway Ave.	5	Slavic Village Dev.	Complete	Bldg. - Assigned to Tim on 6-3-21. Paperwork Complete. In Bidding Phase		

Project Name	Applicant Name	Address	Ward	CDC	Application Review	In Design and/or Bidding (compliance paperwork underway)	Underway (under construction)	Completion Status
Your Place & Mine (New in 2020-21 PY) Step 1 Pilot Project	Kimberly Hill	Bldg./Sign - Step 1 Pilot Program - 5253 Dolloff Rd.	5	Slavic Village Dev.	Complete	Complete	Complete	Completed July 2021 - Partial Building with signage
Latino Taste to Go (New in 2021-22)	Angelica Torres	7412 St. Clair Avenue	7	St. Clair Superior Dev.	Complete	Bldg/Sign - Assigned to Dan 11-19-21. Paperwork not started yet. Conceptual being prepared Jan. 2021.		
The Pelton Building (New in 2019-20 PY)	Tommy Hasson	2258 Literary Ave.	3	Tremont West Dev.	Complete	Complete	Bldg - Executed Rebate Agreement 5-19-21	
Darnell Brewer Coneheads Ice Cream Building (New in 2020-21 PY)	Darnell Brewer	3801 E. 131st St.	2	Union Miles Dev.	Complete	Design complete. Aug '21 paperwork started. Waiting for Bids		
Faith Community United Credit Union	Jacqueline Moore	3550 E. 93rd. Street	6	Union Miles Dev.	Complete	Complete	Complete	Completed February 2021 - Sign-only
Made From Scratch Cafe	Carl Jones	3820 E. 116th Street	2	Union Miles Dev.	Complete	Complete	Complete	Completed November 2021 - Building and 2 signs
Darnell Brewer Building (New in 2020-21 PY)	Darnell Brewer	3797 E. 131st Street	2	Union Miles Dev.	Complete	Bldg. - Design and paperwork completed. Waiting for bid package.		
Capo Steaks	James Muhammad	11332 Euclid Ave.	6	University Circle Inc.	Complete	Complete	Complete	Completed August 2021 - Sign-only
LaVerne Building (New in 2021-22)	Michael Madonia	9605 Lorain Ave.	11	Westown Comm. Dev.	Complete	Bldg./Sign- Assigned to Tim 1-5-22		
David Anderson Bldg.	David Anderson	9640 Lorain Ave.	11	Westown Comm. Dev.	Complete	Bldg./Sign- Assigned to Tim 1-4-22		
Brennan McConnell Bldg.	Brennan McConnell	3566 W. 105th St.	11	Westown Comm. Dev.	Complete	Bldg/Sign - Scope of work sent out by Tim 12-10-21. Paperwork completed. Waiting for bid package		
Scrubs Galore Uniforms	Stephanie McGraw	10025 Lorain Ave.	11	Westown Comm. Dev.	Complete	Complete	Sign-only Rebate Agreement executed 9-17-21	
Genesis Child Care Academy	Felicia Murrell	9600 Lorain Ave.	11	Westown Comm. Dev.	Complete	Complete	Complete	Completed November 2021 - Sign-only
Stuff Yourself the Kitchen - 9625 Lorain Ave. (New in 2020-21 PY)	Aldo Dure	9625 Lorain Ave.	11	Westown Comm. Dev.	Complete	Complete	Bldg. - Executed Rebate Agreement on 12-16-20; revised execution date 4-27-21	
Joe Coreno Building - (New in 2019-20 SRP PY)	Joe Coreno	10015 Lorain and Denison elevation as well	11	Westown Comm. Dev.	Complete	Bldg. - Joe hired an architect as Tim instructed. Paperwork has not begun yet.		
Dante's Pizza (New in 2021-22 PY)	Josh Fargus	4200 Rocky River Dr.	17	West Park Kamm's Dev.	Complete	Bldg/Sign - Applic rec'd 11/2/21. Assigned to Dan		
Imagine That Designs (New in 2020-21 PY)	Megan Sorn	15708 Lorain Ave.	17	West Park Kamm's Dev.	Complete	Complete	Complete	Completed September 2021 - Sign-only

STOREFRONT RENOVATION PROGRAM													
PROJECTS UNDER CONSTRUCTION AS OF 12-31-21													
Ward	CDC/Neighborhood	Project Name	Address	Building or Sign-only	Total Project Cost	Estimated Rebate Amount	# of Projects Under Construction	Project Completion Date per contract	Project Completed Month/Year	Final Project Cost	Final Rebate Amount	Number of Projects Completed	CDBG Outstanding Funding Commitments
13	Old Brooklyn CDC	Paint Medics	4549 State Road	Building with 2 tenant signage	\$0.00	\$0.00	0	June 2021	April 2021	\$34,972.79	\$17,409.10	3	
6	Union Miles Dev. Corp.	Faith Community United Credit Union	3550 E. 93rd. St.	Sign-only	\$0.00	\$0.00	0	July 2021	February 2021	\$9,794.66	\$4,897.33	1	
3	Historic Gateway Neigh. Corp.	828 Huron Building	828 Huron	Building	\$0.00	\$0.00	0	July 2021	December 2021	\$152,690.58	\$50,000.00	2	
16	Bellaire Puritas Dev. Corp.	Cozumel Mexican Restaurant	4195 W. 150th St.	Building with tenant signage	\$0.00	\$0.00	0	August 2021	SRP terminated project - missed completion date	0	0	0	\$0.00
3	Ohio City Inc.	1870 W. 25th Building	1870 W. 25th St.	Building with 2 tenant signage	\$0.00	\$0.00	0	August 2021	March 2021	\$99,953.99	\$49,977.20	3	
8	Greater Collinwood Dev. Corp.	City Desk	706-12 E. 185th St.	Building with tenant signage	\$0.00	\$0.00	0	September 2021	May 2021	\$116,555.24	\$50,000.00	2	
15	Northwest Neighborhood CDC	Reverie	6602 Detroit Ave.	Sign-only	\$0.00	\$0.00	0	September 2021	January 2021	\$5,876.70	\$2,932.85	1	
15	Northwest Neighborhood CDC	Big Mamma's Burritos	6604 Detroit Ave.	Sign-only	\$0.00	\$0.00	0	September 2021	April 2021	\$5,167.54	\$2,489.27	1	
2	Union Miles Dev. Corp.	Made From Scratch Cafe	3820 E. 116th St.	Building with tenant signage	\$0.00	\$0.00	0	November 2021	November 2021	\$40,299.23	\$21,699.62	3	
3	Ohio City Inc.	Cleveland Bricks Building	4431 Lorain Ave.	Building	\$0.00	\$0.00	0	November 2021	November 2021	\$71,855.93	\$37,345.15	1	
11	Westown Community Dev. Corp.	Genesis Childcare Academy	9600 Lorain Ave.	Sign-only	\$0.00	\$0.00	0	November 2021	November 2021	\$4,098.34	\$2,049.17	1	
3	Historic Gateway Neigh. Corp.	HMW Law	1231 Superior Ave.	Building with tenant signage	\$0.00	\$0.00	0	November 2021	May 2021	\$67,374.97	\$33,460.89	2	
3	Historic Gateway Neigh. Corp.	Sixth City Sailor's Club	668 Euclid Ave.	Sign-only	\$0.00	\$0.00	0	December 2021	July 2021	\$16,621.88	\$5,000.00	1	
11	Westown Community Dev. Corp.	Stuff Yourself the Kitchen	9607 Lorain Ave.	Building with tenant signage	\$43,404.00	\$21,702.00	2	April 2022					\$21,702.00
7	Historic Gateway Neigh. Corp.	Green Goat Cafe Bar	2125 Superior Ave.	Sign-only	\$0.00	\$0.00	0	December 2021	Dec. 2021	\$10,345.24	\$5,000.00	1	
3	Ohio City Inc.	Bloom & Clover	4309 Lorain Ave.	Sign-only	\$0.00	\$0.00	0	December 2021	May 2021	\$4,343.00	\$2,171.50	1	
13	Old Brooklyn CDC	Chahine Bldg. Signage	4189-95 Pearl Rd.	Sign-only (2)	\$0.00	\$0.00	0	January 2022	Sept 2021	\$17,425.00	\$8,712.50	2	
5	Slavic Village Dev.	Your Place & Mine - Step 1	5253 Dolloff Rd.	Bldg./Sign	\$0.00	\$0.00	0	January 2022	July 2021	\$24,185.50	\$14,511.30	2	
15	Ohio City Inc.	Cent's (Pizzeria)	5010 Lorain Ave.	Sign-only	\$0.00	\$0.00	0	January 2022	Sept 2021	\$3,726.80	\$1,795.40	1	
6	Burton, Bell, Carr Dev.	Avon Verdun Building	12100-04 Larchmere	Building	\$0.00	\$0.00	0	January 2022	December 2021	\$29,253.22	\$15,777.42	1	
13	Old Brooklyn CDC	Coffee Coffee Coffee	4193 Pearl Rd.	Sign-only	\$0.00	\$0.00	0	March 2022	June 2021	\$3,434.80	\$1,717.40	1	
7	Historic Gateway Neigh. Corp.	Jupiter Health	2164 Rockwell Ave	Sign-only	\$0.00	\$0.00	0	March 2022	Dec 2021	\$2,186.99	\$1,093.50	1	
3	Warehouse District Inc.	Acqua di Luca	500 W. St. Clair Ave	Sign-only	\$0.00	\$0.00	0	March 2022	August 2021	\$22,495.68	\$5,000.00	1	
1	Harvard Comm. Serv. Ctr.	A Young Mind Child Care Ctr.	3810 Lee Rd.	Sign-only	\$0.00	\$0.00	0	April 2022	July 2021	\$7,839.24	\$3,919.62	1	
3	Historic Gateway Neigh. Corp.	Betts	2000 E. 9th Street	Sign-only	\$0.00	\$0.00	1	April 2022	Oct 2021	\$13,773.20	\$5,000.00	1	
17	West Park Kamms Dev.	Imagine That Designs	15708 Lorain Ave.	Sign-only	\$0.00	\$0.00	0	May 2022	Sept 2021	\$2,280.30	\$1,140.15	1	
4	Burton, Bell, Carr Dev.	Accessories So Necessary	13206 Shaker Sq.	Sign-only	\$3,131.16	\$1,565.58	1	May 2022					
3	Historic Gateway Neigh. Corp.	GOMA	2079 E. 4th St.	Sign-only	\$0.00	\$0.00	0	May 2022	August 2021	\$39,799.00	\$5,000.00	1	
13	Old Brooklyn CDC	Broadview Studio	2023 Broadview Rd.	Building/Sign	\$105,790.54	\$50,000.00	2	May 2022	May 2022				\$50,000.00
6	University Circle Inc.	Capo Steaks	11332 Euclid Ave	Sign-only	\$0.00	\$0.00	0	May 2022	August 2021	\$3,113.20	\$1,556.60	1	
3	Tremont West Dev. Corp.	Pelton Building	2258 Literary Ave.	Building	\$104,900.00	\$50,000.00	1	May 2022					\$50,000.00
3	Historic Gateway Neigh. Corp.	Stone Fruit Coffee	530 Euclid Ave.	Sign-only	\$0.00	\$0.00	0	May 2022	November 2021	\$17,092.78	\$5,000.00	1	
1	Harvard Comm. Serv. Ctr.	W Bar & Grill	15301 Kinsman Rd.	Sign-only	\$0.00	\$0.00	0	June 2022	Sept 2021	\$8,893.00	\$4,446.50	1	
13	Old Brooklyn CDC	Gus's Family Restaurant	4375 State Rd.	Building/Sign	\$85,832.40	\$45,416.20	2	July 2022					\$45,416.20
3	Historic Gateway Neigh. Corp.	Indie	2038 E. 4th St.	Sign-only	\$0.00	\$0.00	1	July 2022	December 2021	\$14,113.90	\$5,000.00	1	
3	Historic Gateway Neigh. Corp.	Hydration Spark	1118 Euclid Ave.	Sign-only	\$0.00	\$0.00	0	August 2022	December 2021	\$8,372.54	\$4,186.27	1	
6	MidTown Cleveland	Akin Affrica Bldg.	7804 Carnegie Ave.	Building	\$118,942.73	\$50,000.00	1	August 2022					\$50,000.00
3	Warehouse District Inc.	Dave's Cosmic Subs	51 W. St. Clair Ave.	Sign-only	\$0.00	\$0.00	0	August 2022	November 2021	\$5,356.07	\$2,678.03	1	
7	MidTown Cleveland	Mango Mango	3133 Payne Ave.	Building/Sign	\$70,333.65	\$35,166.83	2	September 2022					
11	Westown Community Dev. Corp.	Scrubs Galore Uniforms	10025 Lorain Ave.	Sign-only	\$7,822.00	\$3,911.00	1	September 2022					
14	Metro West Dev. Corp.	Women's Recovery Center	6205 Storer Ave.	Sign-only	\$0.00	\$0.00	0	September 2022	November 2021	\$5,825.68	\$2,912.84	1	
13	Old Brooklyn CDC	Slices Fabulous Pastries	4190 Pearl Road	Building/Sign	\$122,123.72	\$50,000.00	2	October 2022					\$50,000.00
3	Ohio City Inc.	Taubman Law	1444 W. 25th St.	Building/Sign	\$124,535.17	\$50,000.00	2	October 2022					\$50,000.00
15	Northwest Neighborhood CDC	The Fancy Kernel	11514 Clifton Blvd.	Sign-only	\$9,650.00	\$4,825.00	1	October 2022					
3	Warehouse District Inc.	Green Light Tattoos and Art Gallery	1215 W. 10th St.	Sign-only	\$14,043.15	\$5,000.00	1	October 2022					

STOREFRONT RENOVATION PROGRAM													
PROJECTS UNDER CONSTRUCTION AS OF 12-31-21													
Ward	CDC/Neighborhood	Project Name	Address	Building or Sign-only	Total Project Cost	Estimated Rebate Amount	# of Projects Under Construction	Project Completion Date per contract	Project Completed Month/Year	Final Project Cost	Final Rebate Amount	Number of Projects Completed	CDBG Outstanding Funding Commitments
3	Ohio City Inc.	Citizens Bank	2078 W. 25th St.	Building/Sign	\$35,298.52	\$19,901.76	2	November 2022					\$19,901.76
14	Metro West Dev. Corp.	PIVOT Center for Art, Dance & Expression	2937 W. 25th St.	Sign-only	\$19,489.74	\$5,000.00	1	October 2022				0	
15	Northwest Neighborhood CDC	Bombshell Salon	6514 Detroit Ave.	Sign-only	\$6,795.00	\$3,397.50	1	November 2022				0	
1	Harvard Comm. Serv. Ctr.	Doc's on Harvard	16615 Harvard Ave.	Building/Sign	\$55,056.12	\$27,528.06	2	December 2022				0	\$27,528.06
3	Warehouse District Inc.	Souper Market	87 W. St. Clair Ave.	Sign-only	\$5,999.57	\$2,999.79	1	December 2022					
					\$933,147.47	\$426,413.72	27			\$869,116.99	\$373,879.61	43	\$364,548.02
													(of which \$27,528.06 is not yet certified)

APPENDIX

CHAPTER 7

EMERGENCY SOLUTIONS GRANT (ESG) PROGRAM

Background:

In 2012, HUD restructured the Emergency Shelter Grant program as the Emergency Solutions Grant program. In addition to the previously eligible homeless shelter services, ESG funds can now also be used to support the types of activities that had previously been funded through the Homeless Prevention and Rapid Re-Housing Program (HPRP). HPRP was created as part of the stimulus bill to help prevent persons from becoming homeless and to help those who are in shelters to find housing as quickly as possible. HPRP funding terminated at the end of July 2012. Beginning in 2012, HUD has provided an increased level of ESG funding specifically to allow prevention and rapid re-housing activities to be continued. Cities can continue to assist emergency shelter services at previous levels of funding.

The Department of Community Development partners with the Cleveland/Cuyahoga County Office of Homeless Services to provide Emergency Solutions Grant funds for homeless prevention and rapid re-housing activities. The ESG Program requires local matching funding for homeless shelter and services on a dollar for dollar basis. In recent years, Cuyahoga County has committed Health and Human Services levy funds for homeless assistance, through the Office of Homeless Services towards the match requirement.

Prevention/Rapid Re-housing Activities:

The Coordinated Intake System for the homeless shelters helps persons seeking shelter to identify other housing options through a Diversion discussion, whenever possible. Families that enter a shelter will be assisted in moving out as soon as possible through the Rapid Re-housing Program, which provides:

- case management and linkage to mainstream services and benefits
- housing location and placement services
- temporary rental and utility assistance, including security deposits.

The City of Cleveland's Department of Aging provides prevention and housing relocation services specifically for seniors that are faced with the loss of housing. ESG funding for the Department of Aging will be administered directly through the Department of Community Development.

Emergency Shelter Activities:

As in past years, it is proposed that ESG funds for emergency shelter services be allocated through a proposal process. Recipients of ESG funds must be non-profit organizations providing shelter and related services for the homeless. The funds may be used for rehabilitation and operating costs of emergency shelters and transitional housing for homeless prevention and for certain essential services for the homeless.

PROGRAM DESCRIPTIONS

Emergency Solutions Grant Program Activities

Journey Center for Safety and Healing (formerly Domestic Violence Center)

Trauma-focused shelter for women and their children who are victims of domestic violence. The shelter has a total of 45 beds.

Lutheran Metropolitan Ministry - 2100 Lakeside Avenue Men's Shelter (Overhead)

Emergency shelter with a daily capacity of 400 men.

Frontline, Inc. – Gateway Disabled Men's Shelter Services

Shelter services for homeless men with mental illness or other disabilities.

Salvation Army – Zelma George Shelter

Shelter and supportive services for homeless individuals and families. Located at the Harbor Light Complex on Prospect Avenue, shelter capacity is approximately 110 persons or 36 families.

West Side Catholic Center

Shelter and transitional housing services for homeless single women and homeless women with children. Shelter capacity is 32 persons or 10 families.

Department of Aging

Case Management services for seniors (60+ years of age) and adults with disabilities (50-59 years of age) who are at great risk of becoming homeless.

Emerald Development and Economic Development Network (EDEN)

Provides short-term (6-12 months) emergency housing assistance for individuals and families who are currently homeless. Works through partner agencies to secure supportive services. Clients are referred to EDEN through Coordinated Intake.

CDBG Homeless Assistance Program Activities

Catholic Charities Bishop Cosgrove Center

Daytime drop-in shelter and hunger center for homeless individuals and families that provides hot meals (breakfast and lunch), Monday-Friday, hot showers and supportive services.

Fairhill Partners – Senior Guest House

Short-term emergency housing for seniors 60+ and older who have been displaced due to unsafe housing conditions, loss of a critical caregiver, loss of income or other crisis. The Guest House can accommodate up to eight residents at a time in private bedrooms, and the maximum length of stay is 120 days. Under exceptional circumstances a stay may be extended. Residents must be able to perform basic activities with little or no assistance.

Frontline Service - Northpoint Temporary Shelter

Temporary housing and supportive services for young adults 18-24 years old.

Lutheran Metropolitan Ministry – 2100 Lakeside Men's Shelter (Personnel)

Emergency shelter with a daily capacity of 400 men.

YWCA of Greater Cleveland – Norma Herr Women's Shelter

A low-barrier emergency shelter for women and their children. Basic material needs, meals and supportive services are provided for up to two months.

**Department of Community Development
PY2020 Emergency Solutions Grant Allocations**

Agency Name	Activity	HUD Classification	Request	PY 2020 Award	
County of Cuyahoga, OH	Office of Homeless Services	Rapid Re-housing		\$819,925	(includes \$136,416.90 prior year funding)
Department of Aging	Prevention Services	Prevention	60,000	\$60,000	
Journey Center for Safety and Healing	Emergency Housing	Shelter	97,000	\$97,000	Green cells show shelter service awards
Frontline Service	Gateway Men's Shelter	Shelter	298,313	\$260,000	
Lutheran Metropolitan Ministry	2100 Lakeside Men's Shelter (Overhead)	Shelter	750,000	\$564,192	(includes \$64,192 prior year funding)
Salvation Army	Zelma George Shelter	Shelter	250,833	\$207,261	
West Side Catholic Center	Short Term Emergency Housing	Shelter	118,000	\$51,000	
			TOTALS	\$2,059,378	

PY2020 CDBG Homeless Assistance Allocations

Agency Name	Activity	HUD Classification	Request	PY 2020 Award
Catholic Charities Bishop Cosgrove	Emergency Shelter Services		82,000	\$65,000
Fairhill Partners	Senior Guest House		29,999	26,000
Frontline Service	Northpoint		195,489	195,500
YWCA of Greater Cleveland	Norma Herr Women's Shelter		200,000	200,000
Lutheran Metropolitan Ministry	2100 Lakeside Men's Shelter (Personnel)		see ESG above	185,808
				\$672,308

**Department of Community Development
PY2021 Emergency Solutions Grant Allocations**

Agency Name	Activity	HUD Classification	Request	PY 2021 Award
Emeald Development and Economic Network	Rapid Re- housing	Rapid Re-housing	\$693,077	\$693,077
Department of Aging	Prevention Services	Prevention	60,000	\$60,000
Journey Center for Safety and Healing	Emergency Housing	Shelter	110,800	\$97,000
Frontline Service	Gateway Men's Shelter	Shelter	244,018	\$244,018
Lutheran Metropolitan Ministry	2100 Lakeside Men's Shelter (Overhead)	Shelter	900,000	\$500,000
Salvation Army	Zelma George Shelter	Shelter	250,000	\$207,261
West Side Catholic Center	Short Term Emergency Housing	Shelter	772,250	\$51,000
TOTALS				\$1,852,356

PY2021 CDBG Homeless Assistance Allocations

Agency Name	Activity	HUD Classification	Request	PY 2021 Award
Catholic Charities Bishop Cosgrove	Emergency Shelter Services		395,166	\$65,000
Fairhill Partners	Senior Guest House		29,999	26,000
Frontline Service	Northpoint		195,500	195,500
YWCA of Greater Cleveland	Norma Herr Women's Shelter		200,000	200,000
Lutheran Metropolitan Ministry	2100 Lakeside Men's Shelter (Personnel)		see ESG above	185,808
				\$672,308

CLEVELAND'S HOMELESS SERVICES

Homeless Services Information 24 Hours a Day First Call for Help – Dial 211 or (216) 436-2000

Coordinated Entry and Assessment

1736 Superior Avenue, Second Floor

Walk-In: (8am – 8pm, Mon- Fri)

Weekends: On-call screening for families in need of shelter

<u>Name</u>	<u>Emergency Shelters for Men</u>	<u>Phone No.</u>
Lutheran Metropolitan Ministry - 2100 Lakeside Avenue		566-0047
Crossroads Men's Crisis Center (City Mission)		431-3510
St. Herman House		961-3806
YMCA Y-Haven		431-2018
Stella Maris		781-0550
Salvation Army-PASS		619-4709

Emergency Shelters for Women/Women with Children

West Side Catholic Center		631-4741
YWCA Norma Herr Women's Center		479-0020
Journey Center for Safety and Healing		391-4357
Laura's Home (City Mission)		472-5500
Salvation Army – Zelma George Shelter		619-4678
Family Promise of Greater Cleveland		767-4061

Shelter for Single and Young Adults

Frontline Service Northpoint Temporary Housing		623-6555
------------------------------------------------	--	----------

Drop-in Centers

Catholic Charities Bishop Cosgrove Center	Mon-Fri 8:00 am- 2:00pm	781-8262
West Side Catholic Center	Mon-Fri 8:30 am- 4:30 pm	631-4741
	Saturday 9:00 am – 11:00 am	
St. Paul's Community Church	Tue-Fri 9:00 am- 12:30 pm	651-6250
	Saturday noon– 4:00 pm (youth)	

Health Services

Care Alliance		781-6724
Circle Health Services (formerly the Free Clinic)		721-4010
Mental Health Mobile Crisis Team		623-6888

**DEPARTMENT OF COMMUNITY DEVELOPMENT
PY2021 CDBG COUNCIL COMMITTEE HEARING**

SECTION I: BACKGROUND INFORMATION

Program: **Housing Opportunities for Persons with AIDS (HOPWA)**
 Responsibility: Department of Public Health
 Contact: Brian Kimball, Interim - Director of Public Health
 Jeannie Citerman-Kraeger, HOPWA/CDBG Grant Administrator
 Service Area: Greater Cleveland Metropolitan Area: Cuyahoga, Geauga, Lake, Lorain, and Medina

SECTION II: PROPOSED 2021 ALLOCATION: \$1,579,911

<u>2017 (43)</u>	<u>2018 (44)</u>	<u>2019 (45)</u>	<u>2020 (46)</u>	<u>2021 (47)</u>
\$1,096,050	\$1,241,586	\$1,402,636	\$1,579,911	\$1,579,911

SECTION III: PROPOSED PY2021 (47) PROGRAM

The HOPWA program provides resources for meeting the housing and support services needs of persons living with HIV/AIDS and their families. Cleveland is designated by the Department of HUD as the qualifying city within the Eligible Metropolitan Statistical Area (EMSA) to apply for and administer the funds.

SECTION IV: 2020 ACCOMPLISHMENTS

The following summarizes the use of the 2020 allocation of \$1,579,911

2019-2020 GRANT IMPACT (INDIVIDUALS SERVED)	
Total Individuals Receiving Rental Assistance	416
Total Individuals Receiving Utility Assistance, only	83
Total Individuals Receiving Housing Case Management/Support Information	918
Total Family Units Receiving Housing Assistance	408
Total Individuals Receiving Food Center Services	884
Total Individuals Receiving Transportation Services	82
Total Units of Service	2791

Detailed information for each agency funded under this program for the current year (year 46) is on the following pages:

PY2020 CDBG COUNCIL COMMITTEE HEARING / HOPWA

Funded Agencies (Year 46)

Funding Cycle: June 1, 2020 – May 31, 2021

AIDS TASKFORCE OF GREATER CLEVELAND = \$641,758

The AIDS Taskforce of Greater Cleveland is Ohio's oldest and largest AIDS Service Organization. Established in 1983, the AIDS Taskforce of Greater Cleveland is the primary provider of both community-based HIV prevention education, and of direct, non-medical services to people with HIV/AIDS.

COMMUNITY BASED INDEPENDENT HOUSING PROGRAM - \$258,580

Community Based Independent Housing Program provides case management, advocacy and consistent housing services to those with HIV/AIDS in Cleveland and neighboring areas.

SHORT TERM RENT, MORTGAGE AND UTILITY ASSISTANCE - \$340,000

A-RAP (AIDS Rental Assistance Program) has received HOPWA funds since 1995 to prevent emergency payments for housing related needs, rental, mortgage or utility payments for low-income HIV/AIDS individuals in order to prevent the loss of housing or termination of utilities. Additionally, clients receive financial counseling and education to improve their ability to manage their financial resources.

NUTRITION SERVICES - \$43,178

The FACT Program provides supplemental food, hot meals and nutritional assessment, hygiene bags, educational seminars and dietary counseling.

EMERALD DEVELOPMENT and ECONOMIC NETWORK INC. (EDEN) – \$630,000

EDEN, Inc. exists to develop, provide, and encourage the availability of safe, decent, affordable housing and housing support services for persons who are low-income, mentally ill, and/or disabled.

TENANT BASED RENTAL ASSISTANCE - \$483,000

Tenant Based Rental Assistance (TBRA) began receiving HOPWA funding in 2009 to provide permanent housing resources to people living with HIV/AIDS. These resources are designed to be flexible and client centered. TBRA is used to create vouchers that can pay for an apartment in a scattered site or permanent housing facility.

PERMANENT HOUSING PLACEMENT - \$185,000

Permanent Housing Placement is a new project for this grant year to provide housing assistance to people living with HIV/AIDS. These resources are for costs associated with locating housing and placement in housing.

SHORT-TERM SUPPORTED HOUSING - \$10,000

A new program in 2020, these resources assist with Short-Term Supported Housing, to prevent homelessness. The funds are used to place individuals or families in hotels for up to 60-days, in order to divert them from shelters or the streets.

PY2020 CDBG COUNCIL COMMITTEE HEARING / HOPWA

NUEVA LUZ URBAN RESOURCE CENTER-PROYECTO LUZ (NLURC) – \$260,580

Nueva Luz, Urban Resource Center- Proyecto Luz (“Project Light”) is a faith-based AIDS service organization targeting the Latino population on Cleveland’s west side. Established in 1999, the agency has grown to provide case management, nutrition, and housing identification services to people living with HIV/AIDS and prevention education to populations at risk.

CASE MANAGEMENT SERVICES - \$215,580

Nueva Luz housing case management services provides housing identification, referrals, counseling, monitoring, and placement to Latinos living with HIV/AIDS. Within the context of a faith-based culturally competent program, Proyecto Luz is uniquely equipped to provide services to populations less likely to utilize mainstream AIDS service organizations.

NUTRITION SERVICES - \$45,000

The Nutrition Program provides supplemental food, nutritional assessment, hygiene bags, educational seminars and dietary counseling to people living with HIV and AIDS. The project coordinator completes home visits with clients unable to travel to Proyecto Luz to assess their housing situation and nutritional needs.

OHIO MEANS JOBS\CLEVELAND CUYAHOGA - \$89,400

A collaborative workforce system of the City of Cleveland and Cuyahoga County that helps local employers meet their human capital needs and assists job seekers to find success.

WORKFORCE DEVELOPMENT - \$89,400

Providing Workforce Development, in the American Job Center, through the new “Getting to Work” program as a supportive service for Persons Living with HIV/AIDS (PLWHA) seeking employment, training and opportunities.

CLEVELAND DEPARTMENT OF PUBLIC HEALTH - \$47,573

The Cleveland Department of Public Health provides administrative oversight of the grant monitoring both fiscal and programmatic services and reporting.

DEPARTMENT OF PUBLIC HEALTH – ADMIN - \$47,573

DEPARTMENT OF PUBLIC HEALTH - ADMIN	\$47,573
<i>Prior Year Balance from PY17</i>	<i>\$42,633.33</i>
<i>Prior Year Balance from PY19</i>	<i>\$106,766.67</i>
CONTRACT AGENCIES	<u>\$1,681,738</u>
TOTAL FUNDED	<u>\$1,729,135</u>

**DEPARTMENT OF COMMUNITY DEVELOPMENT
PY2021 CDBG COUNCIL COMMITTEE HEARING**

SECTION I: BACKGROUND INFORMATION

Program: **AIDS Prevention Program (CDBG)**

Responsibility: Department of Public Health

Contact: Brian Kimball, Interim-Director of Health
Jeannie Citerman-Kraeger, HOPWA/CDBG Grant Administrator

Service Area: Citywide

SECTION II: PROPOSED PY2021 ALLOCATION: \$284,393

<u>PY2017 (43)</u>	<u>PY2018 (44)</u>	<u>PY2019 (45)</u>	<u>PY2020 (46)</u>	<u>PY2021 (47)</u>
\$284,393	\$284,393	\$284,393	\$284,393	\$284,393

SECTION III: PROPOSED 2021 (YEAR 47) PROGRAM

The CDBG Program provides HIV Prevention Education, HIV Testing and high risk intervention efforts for people living in the City of Cleveland. Proposed programs meet the particular needs Cleveland’s diverse populations through targeting high-risk communities within the City of Cleveland.

SECTION IV: PY2020 ACCOMPLISHMENTS

The following summarizes the use of 2020-2021 (PY 46) allocation of \$284,393

2020-2021 YTD GRANT IMPACT (Objectives)	YTD	Target	% of Target
Community members will receive awareness and HIV/STD educational materials/messaging through outreach events	421	1000	42.1%
Center for Community Solutions/AFC will provide HIV/AIDS community members a minimum of two HIV/AIDS community forums to build capacity.	2	4	63.5%
Community members that are high risk (MSM), received rapid HIV testing through the Circle Health Services HIV testing services.	22	400	6%
Youth community members received education and prevention intervention on HIV/STD/PrEP from the Circle Health Services Teen Clinic.	12	100	12%
Youth that received 1 on 1, risk education and risk reduction interventions from a NEON intervention specialist.	339	400	85%
Parents that participated in NEON group education session.	56	50	112%

PY2020 CDBG COUNCIL COMMITTEE HEARING / AIDS Prevention Program

Detailed information about each agency funded under this program for the current year (PY2020) follows:

Funded Agencies (PY2020) (46)

Funded Cycle: July 1, 2020 – June 30, 2021

Center for Community Solutions/AIDS Funding Collaborative (AFC), \$70,000

The AIDS Funding Collaborative, a private/public partnership, provides leadership, funding and infrastructure support to strengthen the capacity with Northeast Ohio in the fight against HIV/AIDS. The AFC goal is to lessen the impact of the HIV/AIDS epidemic in our community through the support of prevention, education, direct treatment and services, capacity building, public policy, and advocacy activities. This grant will allow the Cleveland Department of Public Health to fully participant on the AFC, and leverage additional monies into the community for the fight against HIV/AIDS.

Circle Health Services, High Risk HIV Education and Training \$110,000

Circle Health Services provides free medical, mental health and other needed services to members of the community who have difficulty accessing care. The HIV testing program provides counseling, STD/HIV education and HIV testing to youth seeking healthcare through the Circle Health Teen Clinic and general clients seeking medical and or social services at various locations of the Center or Circle Health Services.

Northeast Ohio Neighborhood Health Services (NEON)/Youth-Adolescent Awareness Program (YAAP) \$55,000

YAPP provides prevention services and education to teens that test positive or who are at high risk for STD infection at NEON's Superior, Collinwood, Southeast and East Cleveland Health Centers. Through one-on-one counseling sessions, at-risk youth and their parents receive intensive education on HIV/STDs.

Cleveland Department of Public Health Administration, \$49,393

The Cleveland Department of Public Health provides administrative grant oversight, grant monitoring both fiscal and programmatic services. Testing, Counseling and Referral Services in the City Health Centers. Also provides outreach, general HIV/STD/PrEP education and health awareness activities to various high-risk populations.

Department of Public Health Administrative Cost:	\$ 49,393
CONTRACT AGENCIES:	<u>\$235,000</u>
TOTAL FUNDED	\$284,393

Community Development Block Grant (CDBG- AIDS Prevention) – 2022 Proposed Budget: \$284,000

Resources

	<u>Budget</u>	<u>Actual</u>
Current Grant Year (2021/2022)	\$284,393	\$4,595
Previous Grant Year (2020/2021)	\$284,393	\$284,393

Proposed Uses

<u>Amount</u>	<u>Activity</u>	<u>Process Type</u>
\$60,000	HIV Testing Program, STD/HIV Education	Approved Applicants
\$50,000	Leadership, funding and infrastructure support to strengthen the capacity to fight HIV/AIDS	Approved Applicants
\$45,000	Youth and Teen prevention, education, testing and counseling	Approved Applicants
\$40,000	Testing, Screening, Linkage to Care, and prevention education	Approved Applicants
\$40,000	Re-launch Popular Opinion Leader Program, supporting Health of Trans-Community; including Outreach and HIV/STI Prevention Services	Approved Applicants

Prior Year Contracts

<u>Amount</u>	<u>Agency</u>	<u>Recipient</u>
\$88,000	Circle Health Services (CIRCLE)	Approved Applicants
\$75,000	Center for Community Solutions/ AIDS Funding Collaborative (AFC)	Approved Applicants
\$65,000	Notheast Ohio Neighborhood Health Services (NEON)	Approved Applicants
	AIDS Taskforce of Greater Cleveland (ATGC)	Approved Applicants
	Lesbian, Gay, Bisexual, Transgender Center (LGBT)	Approved Applicants

Accomplishments

	<u>Proposed</u>	<u>Actual</u> ²
Current 2021 Grant Year (Jun 1 - Dec 31)	1,100	855
Previous Full Year (2020)	1,500	925

² 2021 YTD

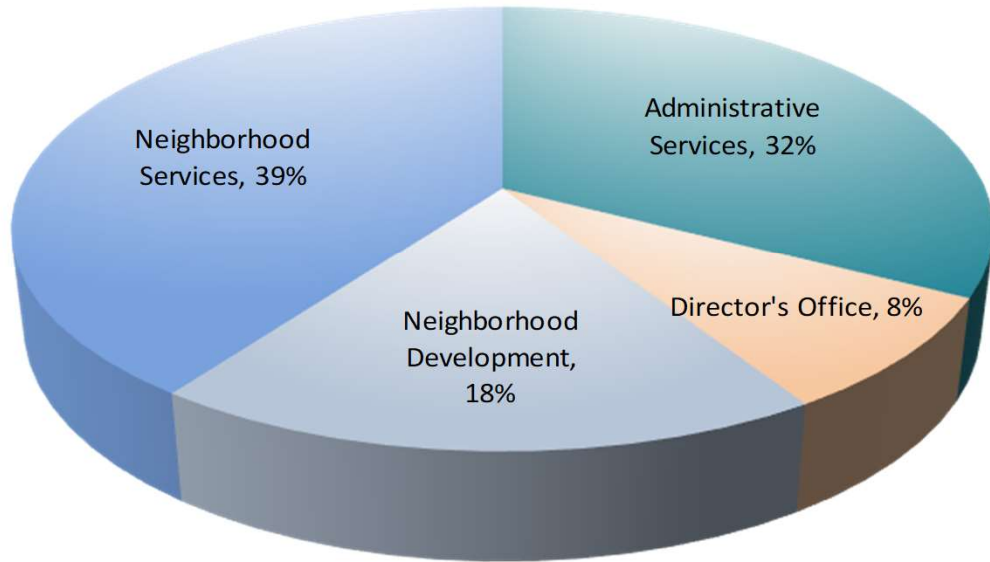
APPENDIX

CHAPTER 8

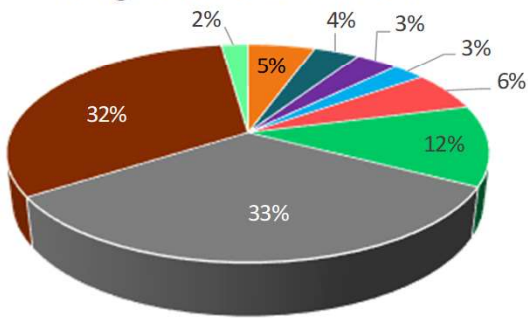
DEPARTMENT OF COMMUNITY DEVELOPMENT

Personnel Expenditures by Department

Service Areas

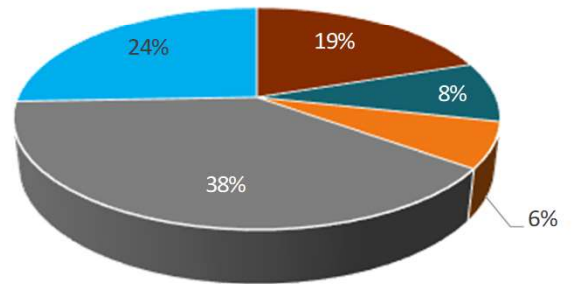


Neighborhood Services



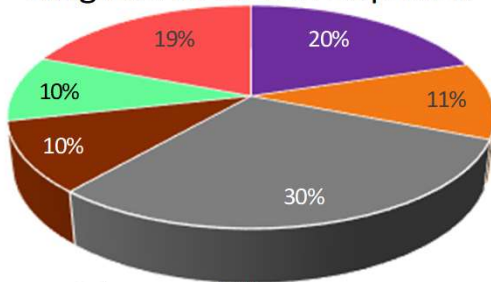
- Commissioner
- Consumer Affairs
- Home Maintenance
- Housing Rehab
- Principal Clerk
- Community Engagement
- Contract Administration
- Home Repair
- Lead Hazard Control

Administrative Services



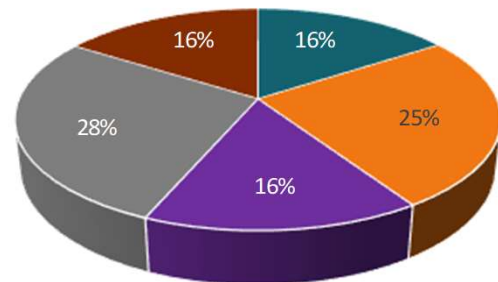
- Accounting
- Commissioner
- Contract Administration
- Personnel
- Budget & Legislation
- Compliance

Neighborhood Development



- Commercial Office
- Commissioner
- Housing Development Office
- Land Acquisition & Reutilization
- Principal Clerk
- Real Estate & Public Improvement

Director's Office

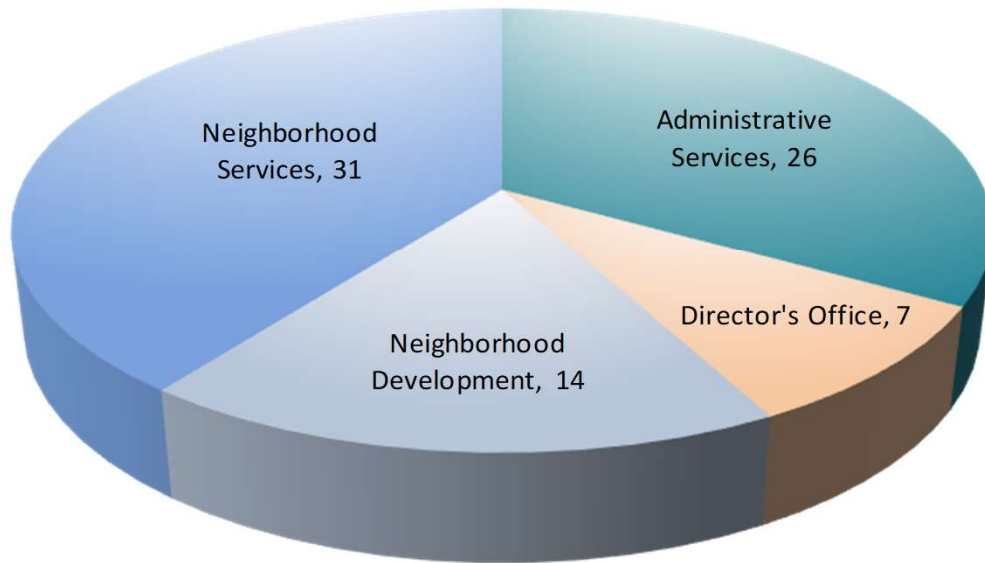


- Bank Relations
- Fair Housing
- Mgmt. Information Systems
- Middle Neighborhood Initiative
- Director

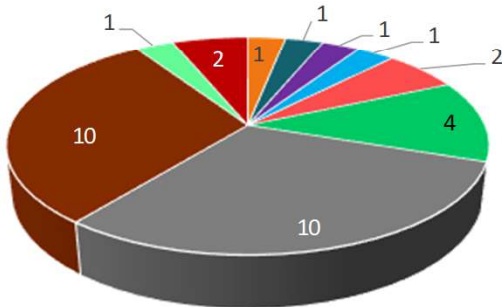
DEPARTMENT OF COMMUNITY DEVELOPMENT

Personnel Staffing by Department

Service Areas

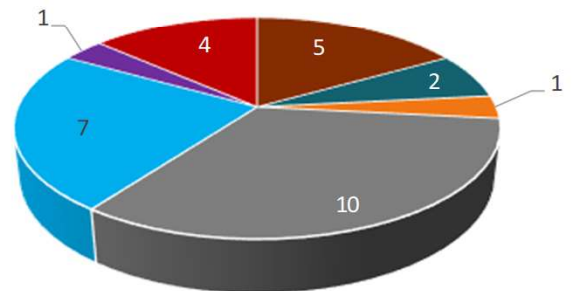


Neighborhood Services



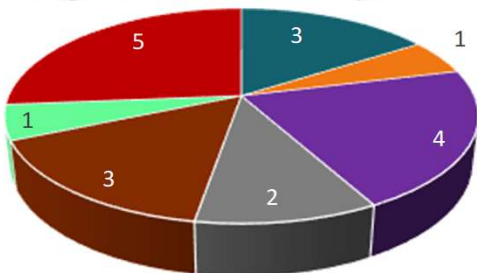
- Commissioner
- Consumer Affairs
- Home Maintenance
- Housing Rehab
- Principal Clerk
- Community Engagement
- Contract Administration
- Home Repair
- Lead Hazard Control
- Open

Administrative Services



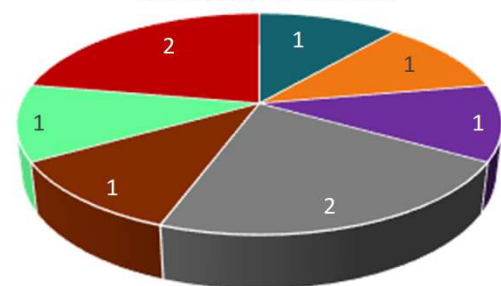
- Accounting
- Commissioner
- Contract Administration
- Open
- Budget & Legislation
- Compliance
- Personnel

Neighborhood Development



- Commercial Office
- Housing Development Office
- Real Estate & Public Improvement
- Open
- Commissioner
- Land Acquisition & Reutilization
- Principal Clerk

Director's Office



- Bank Relations
- Fair Housing
- Middle Neighborhood Initiative
- Open
- Director
- Mgmt. Information Systems
- Principal Clerk

Contruccion Contracting Across Community Development Programs 2016-2021

Reporting Period	Total Contracts		MBE		WBE		Sec 3		MBE		WBE		Sec 3	
	#	\$	#	%	#	%	#	%	\$	%	\$	%	\$	%
Apr 2021 -Sept 2021	141	\$ 14,457,401	66	46.8%	37	26.2%	5	3.5%	\$ 1,897,344	13.1%	\$ 4,810,778	33.3%	\$ 51,826	0.4%
Oct 2020 - Mar 2021	180	\$ 10,882,404	90	50.0%	36	20.0%	18	10.0%	\$ 2,798,664	25.7%	\$ 2,622,713	24.1%	\$ 1,358,328	12.5%
Apr 2020 -Sept 2020	89	\$ 1,361,224	52	58.4%	9	10.1%	0	0.0%	\$ 557,368	40.9%	\$ 51,902	3.8%	\$ -	0.0%
Oct 2019 - Mar 2020	154	\$ 15,432,484	42	27.3%	20	13.0%	4	2.6%	\$ 3,321,334	21.5%	\$ 1,277,761	8.3%	\$ 309,980	2.0%
Apr 2019 -Sept 2019	152	\$ 10,275,716	55	36.2%	25	16.4%	7	4.6%	\$ 3,693,990	35.9%	\$ 1,241,924	12.1%	\$ 150,635	1.5%
Oct 2018 - Mar 2019	65	\$ 15,148,070	18	27.7%	10	15.4%	5	7.7%	\$ 3,730,525	24.6%	\$ 1,637,779	10.8%	\$ 164,446	1.1%
Apr 2018 -Sept 2018	120	\$ 19,838,976	33	27.5%	14	11.7%	17	14.2%	\$ 1,916,682	9.7%	\$ 1,274,751	6.4%	\$ 1,268,940	6.4%
Oct 2017 - Mar 2018	127	\$ 16,308,467	25	19.7%	14	11.0%	7	5.5%	\$ 4,170,971	25.6%	\$ 2,549,203	15.6%	\$ 725,808	4.5%
Apr 2017 -Sept 2017	98	\$ 15,744,486	31	31.6%	8	8.2%	7	7.1%	\$ 3,216,707	20.4%	\$ 2,781,244	17.7%	\$ 1,370,779	8.7%
Oct 2016 - Mar 2017	0	\$ -	0	#DIV/0!	0	#DIV/0!	0	#DIV/0!	\$ -	#DIV/0!	\$ -	#DIV/0!	\$ -	#DIV/0!
Apr 2016 -Sept 2016	113	\$ 7,316,211	30	26.5%	11	9.7%	7	6.2%	\$ 2,411,231	33.0%	\$ 1,532,893	21.0%	\$ 454,868	6.2%
Oct 2015 - Mar 2016	53	\$ 6,951,974	11	20.8%	5	9.4%	2	3.8%	\$ 1,443,550	20.8%	\$ 1,178,322	16.9%	\$ 1,342,280	19.3%
Total	1239	\$ 126,765,440	442	35.7%	184	14.9%	77	6.2%	\$ 27,714,815.50	21.9%	\$ 20,959,269.54	16.5%	\$ 5,855,609.92	4.6%